SECTIUNE C–C

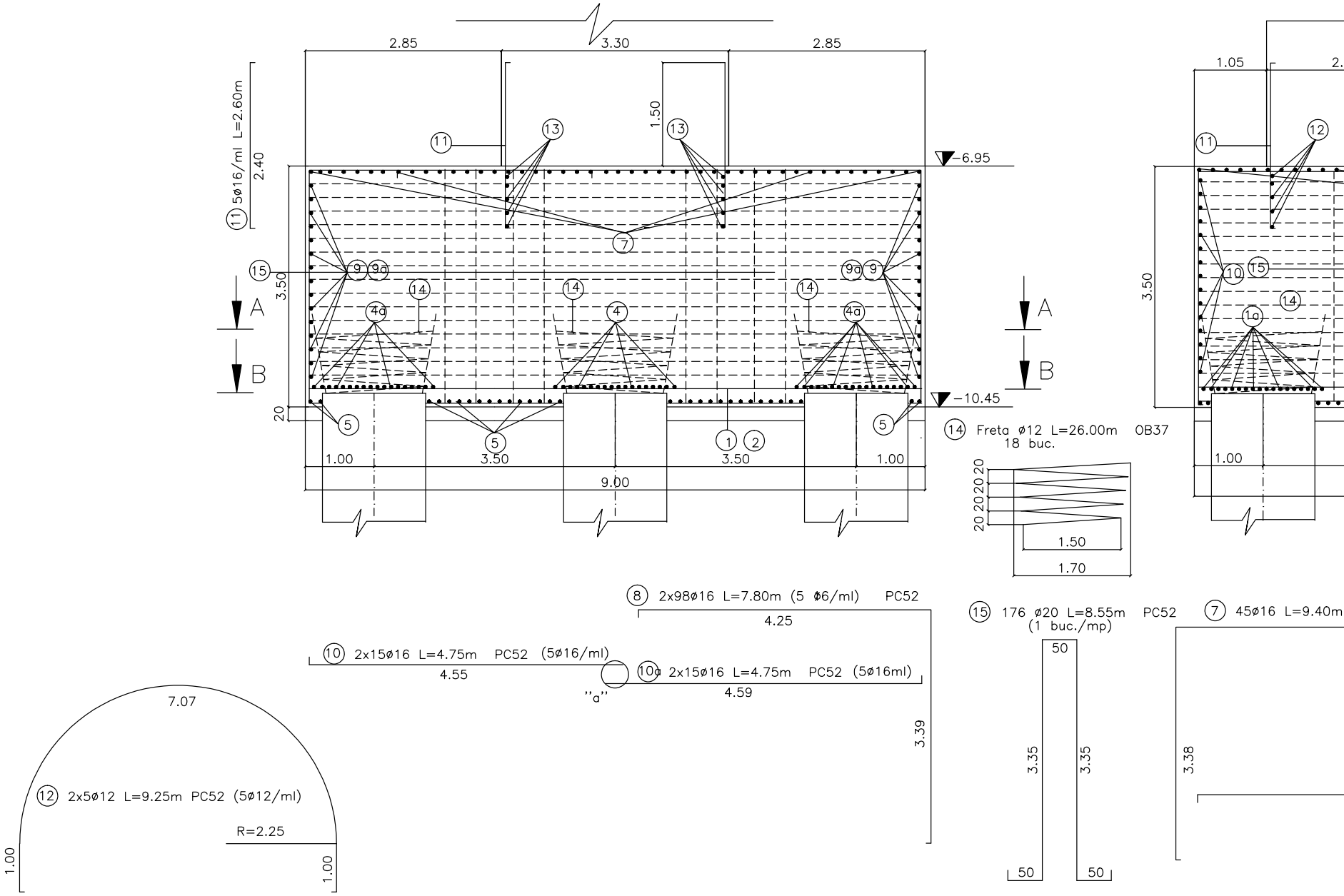

2.85
3.30
2.85
1.50
⑪ 5ø16/ml L=2.60m
2.40
⑪
⑬
⑬
-6.95
⑦
⑮
⑨ ⑨a
⑨a ⑨
3.50
⑭
⑭
⑭
④a
④
④a
A
B
A
B
-10.45
20
⑤
⑤
⑤
① ②
1.00
3.50
3.50
1.00
9.00
⑭ Freta ø12 L=26.00m OB37
18 buc.
20 20 20 20 20
1.50
1.70
⑧ 2x98ø16 L=7.80m (5 ø6/ml) PC52
4.25
3.39
⑩ 2x15ø16 L=4.75m PC52 (5ø16/ml)
4.55
⑩a 2x15ø16 L=4.75m PC52 (5ø16ml)
4.59
"a"
⑮ 176 ø20 L=8.55m PC52
(1 buc./mp)
50
3.35
3.35
50
50
⑦ 45ø16 L=9.40m
3.38
7.07
⑫ 2x5ø12 L=9.25m PC52 (5ø12/ml)
R=2.25
1.00
1.00
1.05
2.
⑪
⑫
3.50
⑩
⑮
⑭
④a
1.00

SECTIUNE D-D

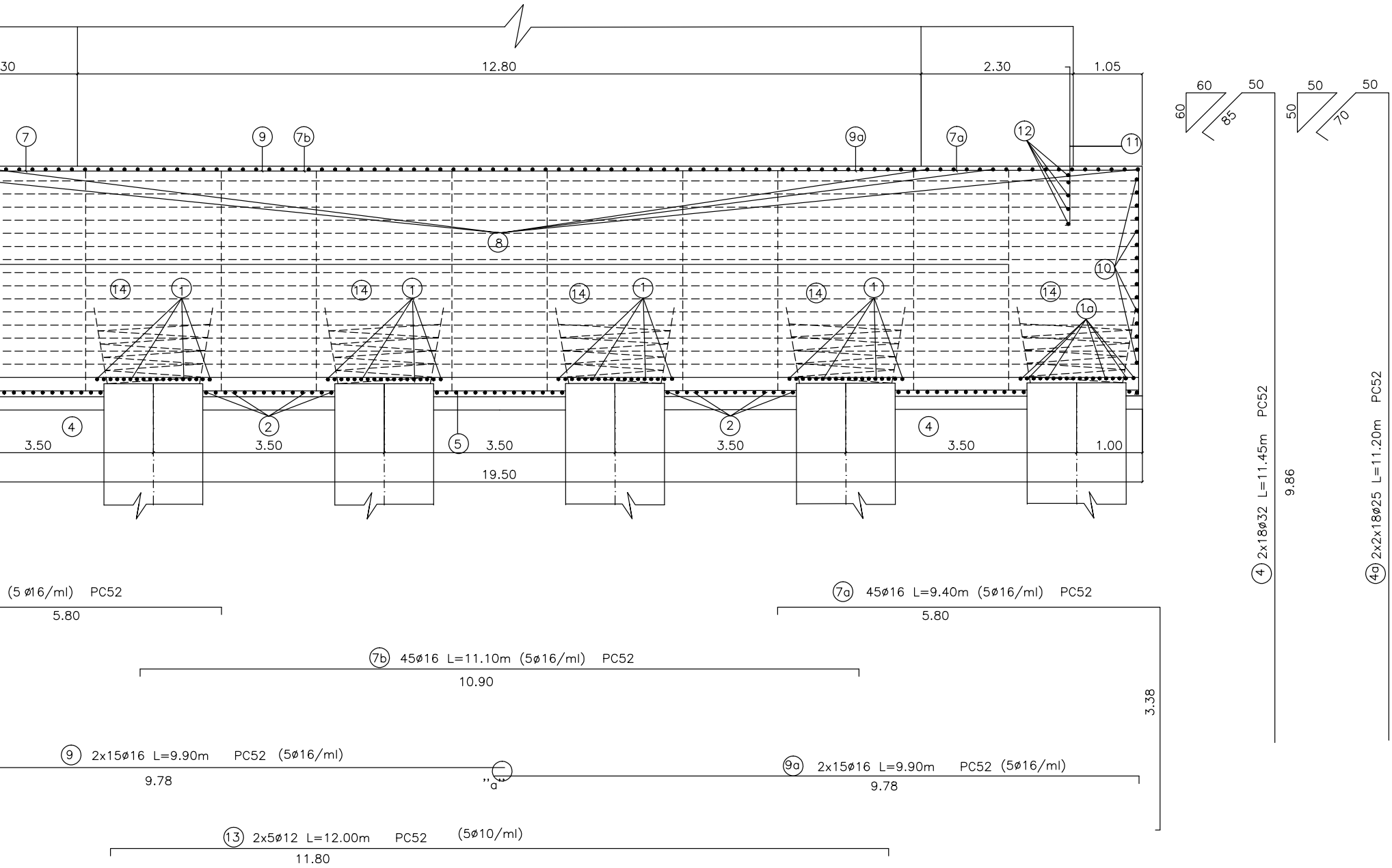
30
12.80
2.30
1.05
7
9
7b
9a
7a
12
11
8
10
14
1
1a
4
2
5
3.50
3.50
3.50
3.50
3.50
1.00
19.50
60
50
60
85
50
50
50
70
4 2x18ø32 L=11.45m PC52
9.86
4a 2x2x18ø25 L=11.20m PC52
(5 ø16/ml) PC52
5.80
7a 45ø16 L=9.40m (5ø16/ml) PC52
5.80
3.38
7b 45ø16 L=11.10m (5ø16/ml) PC52
10.90
9 2x15ø16 L=9.90m PC52 (5ø16/ml)
9.78
"a"
9a 2x15ø16 L=9.90m PC52 (5ø16/ml)
9.78
13 2x5ø12 L=12.00m PC52 (5ø10/ml)
11.80

SECTIUNE A-A

BETON – C25/30
CONCRETE
ARMATURA – S255, S235
REINFORCING BAR
ACOPERIRE – min. 5cm
COVERING

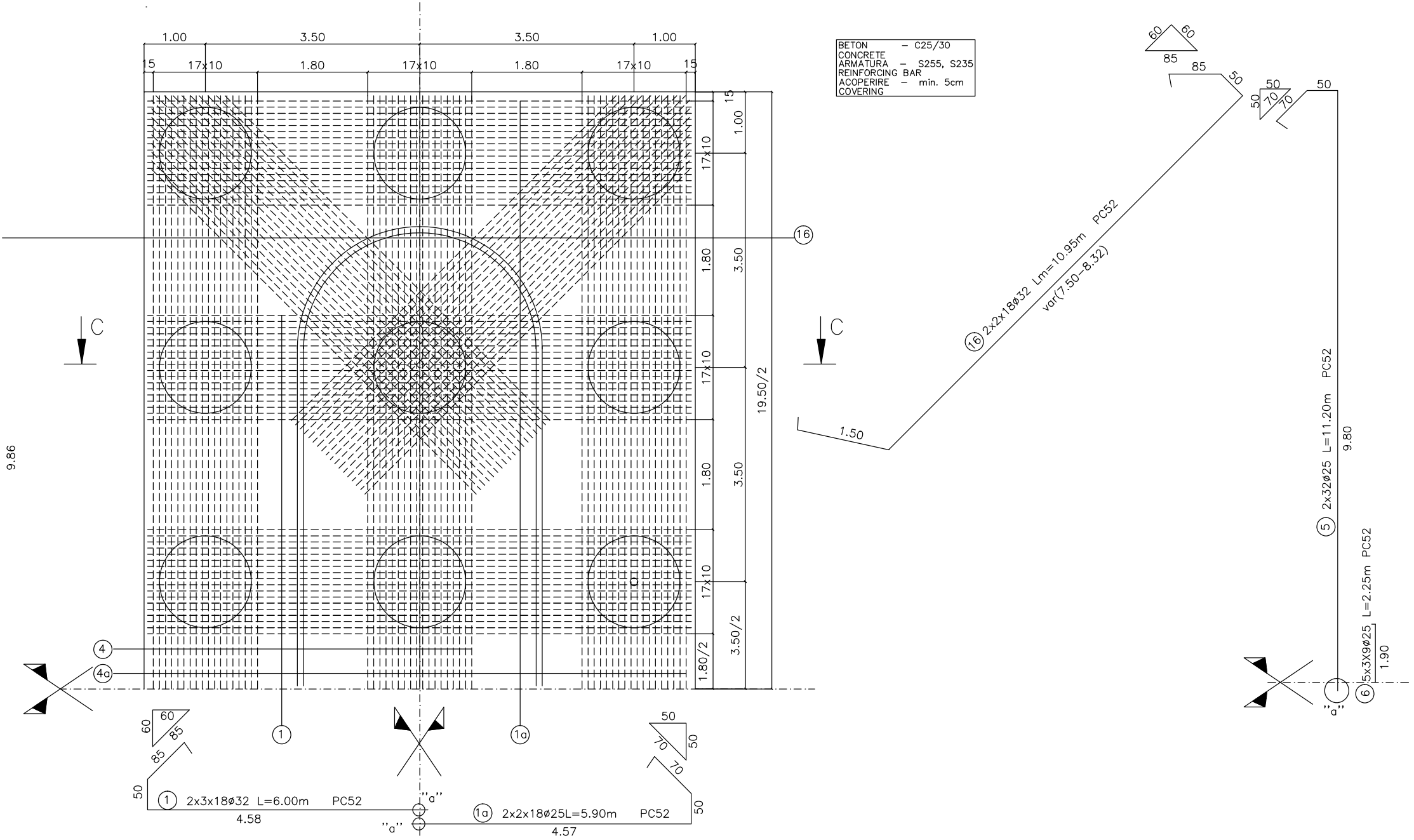
1.00
3.50
3.50
1.00
15
17x10
1.80
17x10
1.80
17x10
15
15
1.00
17x10
3.50
1.80
17x10
19.50/2
1.80
3.50
17x10
3.50/2
1.80/2
16
C
C
9.86
4
4a
1
1a
60
60
85
85
50
1 2x3x18ø32 L=6.00m PC52
4.58
"a"
"a"
1a 2x2x18ø25L=5.90m PC52
4.57
50
70
50
70
50
60
60
85
85
50
16 2x2x18ø32 Lm=10.95m PC52
var(7.50–8.32)
1.50
50
50
70
70
50
5 2x32ø25 L=11.20m PC52
9.80
6 5x3X9ø25 L=2.25m PC52
1.90
"a"

SECTIUNE B–B

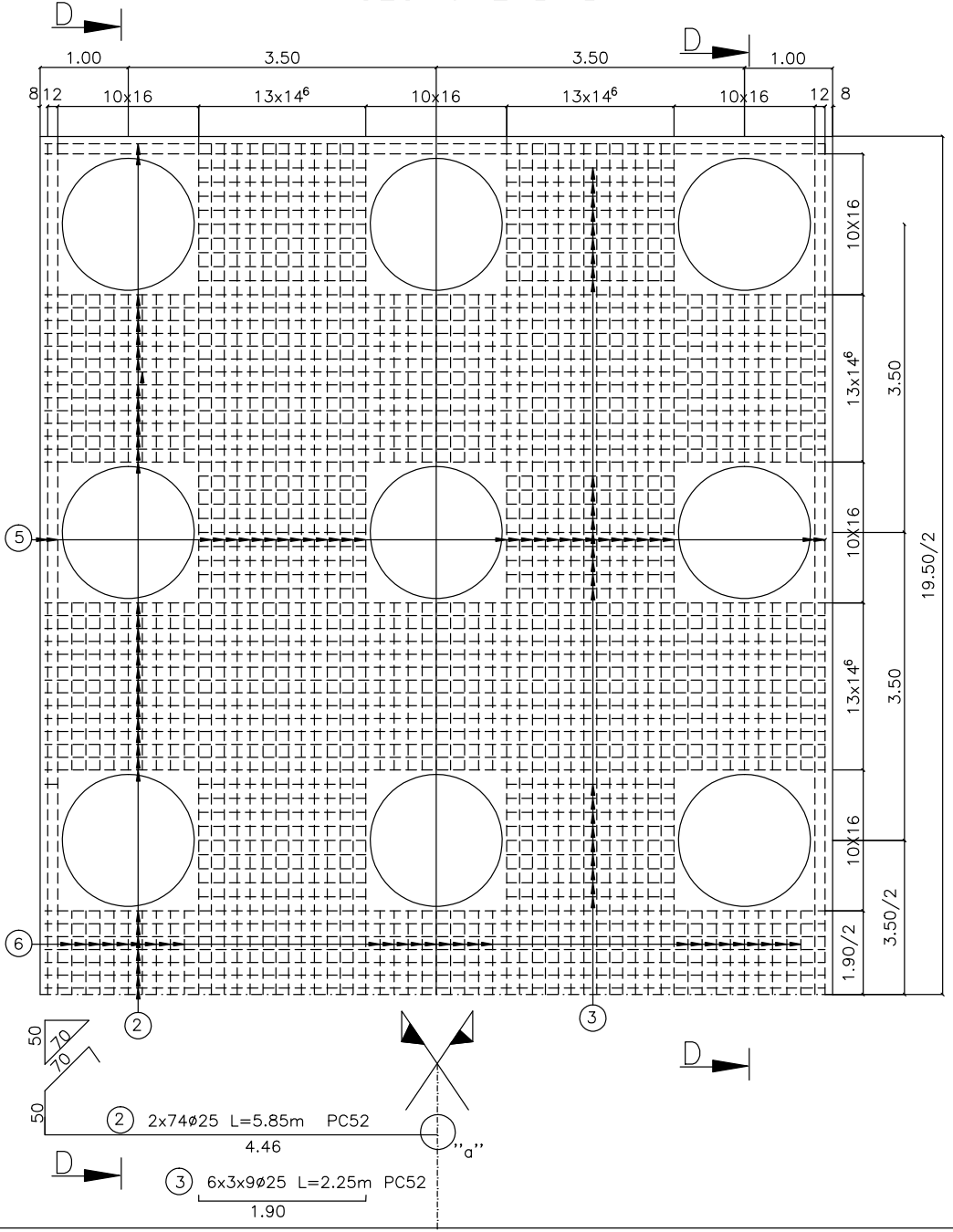
D
D
1.00
3.50
3.50
1.00
8
12
10x16
13x14⁶
10x16
13x14⁶
10x16
12
8
10X16
13x14⁶
3.50
10X16
19.50/2
13x14⁶
3.50
10X16
3.50/2
1.90/2
5
6
2
3
D
50
70
70
50
② 2x74ø25 L=5.85m PC52
4.46
"a"
D
③ 6x3x9ø25 L=2.25m PC52
1.90

MASURATOAREA OTELULUI BETON NECESAR PENTRU ARMAREA RADIERULUI

Marca	Diametrul	Bucati asemenea	Partiale	Lungimi Totale					
				OB 37	PC 52				
				S 255	S 355	S 345			S 335
				ø12	ø14	ø16	ø20	ø25	ø32
1	32	108	6.00						648.00
1a	25	54	5.40					291.60	
2	25	148	5.85					865.80	
3	25	108	2.25					243.00	
4	32	36	11.45						412.20
4a	25	72	11.20					806.40	
5	25	64	11.20					716.80	
6	25	135	2.25					303.80	
7	16	45	9.40			423.00			
7a	14	45	9.40		423.00				
7b	14	45	11.10		499.5				
8	16	196	7.80			1528.00			
9	16	30	9.90			297.00			
9a	16	30	9.90			297.00			
10	16	30	4.75			142.50			
10a	16	30	4.75			142.50			
11	16	220	2.60			572.00			
12	12	10	9.25	92.50					
13	12	10	12.00	120.00					
14	12	18	26.00	468.00					
15	20	176	8.55				1504.80		
16	32	72	10.95						788.40
Lungimi pe diametru				680.50	922.50	3402.80	1504.80	3227.40	2682.00
Greutate pe ml.				0.888	1.208	1.578	2.470	3.853	6.313
Greutate pe diam.				605	1115	5370	3717	12435	11670
Total pe calitate				605	34307				
TOTAL				34920					
Sudura 2%.(kg)				670					
Pierderi 5%.(kg)				1750					
GREUTATE TOTALA(kg)				37400					

PENTRU 2 RADIERE: 2x37400 kg =74800kg

NOTA

1.Prezentul plan s–a intocmit in conformitate cu planul de cofraj EA5101E06BBPV00420101, EA5101E06BBPV004201

2.Innadirea barelor prin sudura, se va face in

3.Armarea coloanelor este cuprinsa in planul EA5101E06BBPV00420

4.Betonul din radier se va turna prin pompare.

5.La punerea in opera a betonului turnat prin pompare se vor lua in asa fel incat:

–procesul de pompare sa se desfasoare continuu fara intreruperi;
–turnarea sa se faca in 3(trei) puncte si sa dureze max 6 ore;
–inaltimea libera de cadere a betonului sa fie de max 0.5m;
–betonul se va turna in straturi de max. 40cm grosime, pentru a
–betonul sa fie bine compactat prin vibrare.

NOTE:

1.This drawing was drawn up according to the shuttering plan EA5101E06BBPV00420101, EA5101E06BBPV00420111.
2.The bars will be joined by welding according to "Norm C28 –
3.The column reinforcing can be found in drawing EA5101E06BBP
The concrete in the raft will be cast by pumping.
4.During pumped concrete placement, all measures will be taken
–the pumping process will be continuous, without any interruptio
–the concrete will be cast in 3 (three) points and will last max.
–the free falling height of concrete will be max. 0.5m;
–the concrete will be cast in max. 40 cm thick layers to allow vibration;
–the concrete will be well–compacted by vibration.

DETALIUL "a"

INADIREA BARELOR DIN OTEL P PRIN SUDARE MANUALA CU ARC E

Sc. 1:5

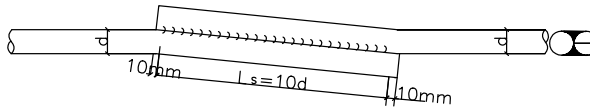
d
d
10mm
Ls=10d
10mm

Innadire prin suprapunere, cusatura pe ambele parti cu cusatura de racordare la barele necoaxiale ø>20, conf. C28/83.

11.

150.

toate masurile

permite o buna vibrare.

83".
V00420150.

so that:
n;
. 6 hours;

good

C 52
LECTRIC

Se interzice copierea, difuzarea, imprumutarea sau utilizarea in alte scopuri, fara permisiunea Arex Lider Company ca proprietar al desenului.
This drawing is forbidden to be copied, lent or used in other purposes than those previously approved by Arex Lider Company as its owner.

Indice Index	Data Date	Modificare Modification/Revision	Proiectant Designer	Aprobat Consultant Approved Consultant	Aprobat CFR Approved CFR
D					
C					
B					
A					

GUVERNUL ROMANIEI
ROMANIAN GOVERNMENT

PROIECT FINANȚAT DE UNIUNEA EURO
EUROPEAN UNION FINANCED PI

CLIENT / CLIENT

C.N.C.F. "C.F.R." - S.A.

			Data Date	Semnătură Signature
Aprobat Approved	Şef proiect Project manager	R. Liuzza	03.2012	
Aprobat Approved	Coordonator Secţiune 1 Section 1 Coordinator	C. Gambelli	03.2012	
Verificat Checked	Expert Cheie Checking Expert	V. Kallidromitis	03.2012	VK

SUBCONTRACTANT / SUBCONTRACTOR AREX Lider COMPANY

Aprobat Approved	Responsabil Subconsultant Subconsultant Responsible	A.Stanciu - Dinulescu	03.2012	
Întocmit Elaborated	Proiectant Designer	Ioan Rentea	03.2012	

Reabilitarea liniei de cale ferata Braşov - Simeria, parte componentă a coridorului IV Pan European, pentru circulaţia trenurilor cu viteza maximă de 160 km/h,
Tronsonul : Braşov - Sighişoara
Rehabilitation of the railway line Braşov - Simeria, component Part of the IV Pan-European Corridor, for the trains circulation with maximum speed of 160 km/h,
Section : Braşov - Sighişoara

Proiect/Project
2004/RO/16/P/PA/003

Faza / Phase:
D.E. / E.D.

Denumire desen / Drawing Title : INTERVAL / SECTION BOD - FELDIOARA
Viaduct Km 189+707.180 -
L=18.00m+3x45.00m+18.00m -
Plan armare radier pilele 1, 4
Plan for raft reinforcement -cells 1, 4

Codificare / Codification System	Scara / Scale 1:50	LOT / LOT	Nr. / No 01 / 01

E A 5 1 | 0 1 | E | 0 6 | B B | P V | 0 0 | 4 | 2 | 0 1 6 | 0

297x2000