SECTIUNE TRANSVERSALA B–B
B–B CROSS SECTION

sc. 1:20

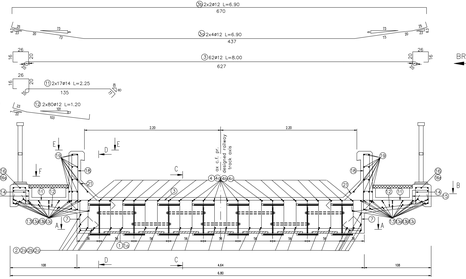

Beton:	– C30/37 suprastructura/superstructure
Concrete:	
Tipul grinzilor:	– grinzi metalice inglobate/metal beams beam
Beams Type:	
Otel pentru grinzi:	– (OL 37–EP) S275J2G3 (EN 10025/2004)
Steel for the beams:	
Armatura:	– S355/S345
Reinforcement:	
Strat de acoperire:	– min. 4cm expunere in aer/air exposed
Concrete cover	

VEDERE IN PLAN A–A
PLAN VIEW A–A

sc. 1:50

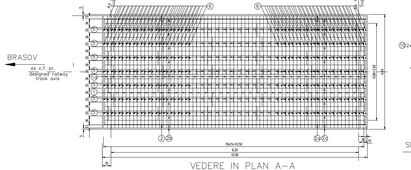

VEDERE IN PLAN A–A
PLAN VIEW A–A

sc. 1:50

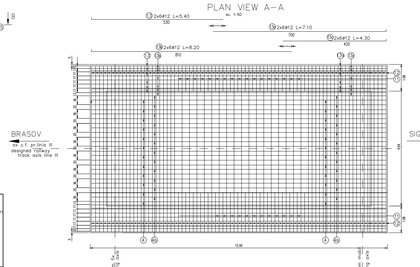

SECTIUNE C–C/C–C SECTION

sc. 1:20

VEDERE F–F/VIEW F–F

sc. 1:20



VEDERE E–E/VIEW E–E



VEDERE D–D/D–D VIEW

sc. 1:20

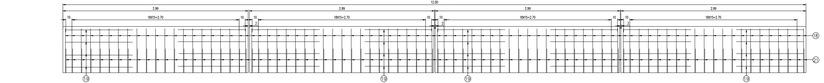

NOTA

1. Prezentul plan a fost întocmit pe baza:
   – Planului de Amplasament 22PP22DE006
   – Plan cofraj suprastructura 22PP22DE006
2. La execuţie se vor respecta cu stricteţe prevederile din "Normativ pentru proiectarea şi execuţia podurilor din beton, beton armat şi beton precomprimat" NE 012–99.
3. Verificarea lucrărilor ai noeţiu le se va face conform prevederilor normativului CSR-85.

NOTE

1. This Plan was drawn up based on the following data:
   – General Disposition 22PP22DE006
   – Superstructure shuttering 22PP22DE006
2. The tolerancy shall be strictly complied with:
   norm NE 012-1999 "Regulation for carrying out the design, execution and maintenance and in pre-stressed concrete" for building.
3. Verifying the quality of the works and their acceptance will be carried out according with Norm CSR-1985.

NOTA/NOTE

Pentru montarea podului cancie in lingui betonat, se va folosi echipamentul de montaj.
(Istoriatul trebuie legat cu sarma de cancie de armatura.

In order to maintain the correct position during concreting, minimum 4cm,/14" distance pieces shall be inserted.
The distance pieces shall be connected to the reinforcing framework, using wire.

NOTA:

1. Prezentul plan a-a intocmit in conformitate cu dispozitia generala
2. Toate colturile betonului se vor teai 25/25mm.
3. Consolele de cazul pentru infrastructura sunt UIC CLM 71 si SW/2.
4. La execuţie se vor respecta cu stricteţe prevederile din "Normativ pentru proiectarea şi execuţia podurilor din beton, beton armat şi beton precomprimat. Partea I- Proiectarea betonului", indicativ NE 012/1–2007 si "Normativ pentru proiectarea betonului si executarea lucrarilor din beton, beton armat si beton precomprimat. Partea 2- Executarea lucrarilor din beton", indicativ NE 012/2-2010, iar verificarea calitatii lucrarilor si receptionarea lor se va face conform normativului CSR-1985.
5. Construcţia se încadreazăa în categoria de importanţa B (construcţii de importanţă deosebită), modelul 1-de asigurare a calităţii si clasa de importanta B, conform HG 766/1997.
6. Proiectul va fi verificat în exigenţele AA.2; B2.2; D2.2.

NOTE:

1. This plan has been drawn up according to the general disposition.
2. All concrete corners will be chamfered 25/25mm.
3. The bridge corresponds to the UIC determination convoys UIC(M71 SW/2).
4. The construction will strictly comply with the provisions of "Practice code for the concrete production and works execution, reinforced and pre-stressed concrete – Part 1: Practice code for concrete production" NE 012/1–2007 and "Practice code for the concrete production and works execution, reinforced and pre-stressed concrete – Part 2: Practice code for concrete production" NE 012/2-2010, and the quality and the reception of the works shall be made accordingly to norm: E 561-1985.
5. The construction has been classified in B category of importance (high important constructions), model 1-ensuring the quality and class of importance B, according to HG 766/1997.
6. The project will be checked in order to comply with the AA.2; B2.2; D2.2 requirements.

EXTRAS DE ARMATURA PENTRU UN TABLIER DE CALE FERATA SIMPLA
TABLE FOR REINFORCEMENTS FOR SINGLE TRACK RAILWAY DECK

M	ø	B	L(m)	PC52 ø12	PC52 ø14	PC52 ø16
1	16	36	4,60			165,60
1o	16	35	4,60			161,00
2	12	11	3,90	42,90		
2o	12	11	7,30	80,30		
2b	12	10	7,00	70,00		
2c	12	10	4,15	41,55		
3	12	62	6,60	409,20		
3o	12	6	6,05	36,30		
3b	12	4	4,35	17,40		
4	12	13	5,15	0		
4o	12	13	8,55	0		
4b	12	13	8,25	0		
4c	12	13	5,45	0		
4d	12	1	8,00	8,00		
4e	12	1	5,55	5,55		
5	12	259	1,25	323,75		
6	12	350	0,65	227,50		
7	12	55	1,00	55,00		
7o	12	55	1,75	96,25		
8	12	4	4,40	17,60		
9	12	52	1,20	62,40		
10	12	52	0,60	31,20		
11	14	17	3,20		54,40	
12	12	71	1,90	134,90		
13	12	8	5,40	43,20		
13o	12	8	7,10	56,80		
13b	12	9	8,20	73,80		
13c	12	9	4,30	38,70		
14	12	71	1,05	74,55		
15	12	71	0,85	60,35		
16	12	1	6,40	6,40		
16o	12	1	6,40	6,40		
17	12	2	6,25	12,50		
17o	12	2	6,25	12,50		
17b	12	2	7,55	15,10		
17c	12	2	6,40	12,80		
18	12	84	2,55	214,20		
19	12	36	3,05	109,80		
20	12	80	1,60	128,00		
21	12	84	1,15	96,60		
LUNGIMI/#				2964,90	54,50	326,60
GREUTATI/ML (kg)				0,888	1,210	1,578
GREUTATI/#				2632,83	65,50	515,40
GREUTATI PE TIP DE OTEL				3375		

TOTAL PC52 = 3384kg
TOTAL BR52 =1369kg

Se interzice copierea, difuzarea, imprumutarea sau utilizarea in alte scopuri, fara permisiunea scrisa a societatii proiectante SC Tecnic Consulting. This drawing is forbidden to be copied, lent or used in other purposes than those permitted without the prior written consent of the TECNIC Company.

Indice / Index	Data / Date	Modificare / Modification/Revision	Proiectant / Designer	Aprobat Consultant / Approved Consultant	Aprobat CFR / Approved CFR
D					
C					
B					
A					

GUVERNUL ROMANIEI
ROMANIAN GOVERNMENT

PROIECT FINANŢAT DE UNIUNEA EUROPEANĂ
EUROPEAN UNION FINANCED PROJECT

C.N.C.F. "C.F.R." - S.A.

CLIENT / CLIENT

ITALFERR GRUPPO FERROVIE DELLO STATO
Joint Venture leader
Scott Wilson
OBERMEYER PLANEN + BERATEN GmbH
TECNIC Consulting Engineers

CONSULTANT / CONSULTANT			Date / Data	Semnătura / Signature
Aprobat / Approved	Şef proiect / Project Manager	R. Liuzza		
Aprobat / Approved	Coordonator Geotehnic / Geotechnical Coordinator	C. Gambelli		
Verificat / Checked	Expert Cheie / Checking Expert	V. Kalliorrontis		

SUBCONTRACTANT / SUBCONTRACTOR			
Aprobat / Approved	Responsabil Subconsultant / Subconsultant Responsible	A.Stanciu - Dinulescu	01.2012
Întocmit / Elaborated	Proiectant / Designer	Rareţes Ioan	01.2012

Reabilitarea liniei de cale ferata Brasov - Simeria, parte component a a coridorului IV Pan European, pentru circula pe trenurile cu viteza maxim a de 160 km/h,
Tronsonul : Braşov - Bişhişoara
Rehabilitation of the railway line Brasov - Simeria, component Part of the IV Pan-European Corridor, for the trains circulation with maximum speed of 160 km/h,
Section : Braşov - Bişhişoara

Proiect/Project 200KRO16PIPA/000

Faza / Phase: D.E. / E.D.

Denumire desen / Drawing Title :
POD Km.192+526,157 L=10,00m
PLAN ARMARE SUPRASTRUCTURA TABLIER 1
BRIDGE Km.192+526.157 D=10.00m
SUPERSTRUCTURE REINFORCEMENT PLAN DECK 1

Codificare / Codification System	Scara / Scale 1:10/1:20/1:50	LOT / LOT	Nr. / No. 01/01
E A 5 1 0 1 E 0 7 B C P V 0 0 7 3 0 1 5 0			