SECTIUNE TRANSVERSALA TABLIER POD
BRIDGE DECK CROSS SECTION

sc. 1:20

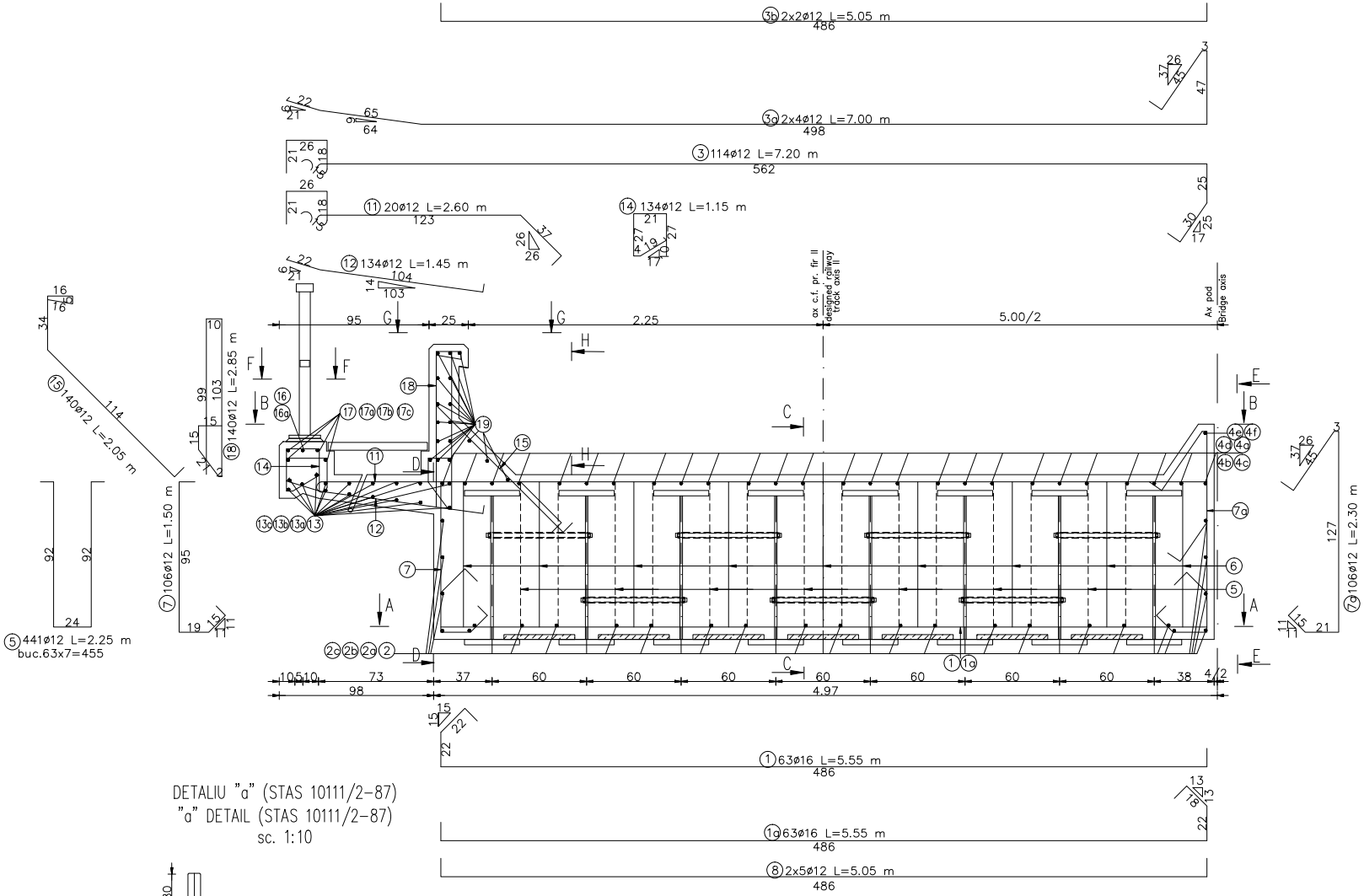

3b 2x2ø12 L=5.05 m
486
3a 2x4ø12 L=7.00 m
498
3 114ø12 L=7.20 m
562
11 20ø12 L=2.60 m
123
14 134ø12 L=1.15 m
12 134ø12 L=1.45 m
104
103
15 140ø12 L=2.05 m
114
18 140ø12 L=2.85 m
7 106ø12 L=1.50 m
7a 106ø12 L=2.30 m
5 441ø12 L=2.25 m
buc.63x7=455
ax c.f. pr. fir II
designed railway track axis II
Ax pod
Bridge axis
95
25
2.25
5.00/2
G
F
B
H
C
D
E
A
16
16a
17
17a
17b
17c
19
13a
13b
13a
13
4e
4f
4d
4a
4b
4c
6
5
2c
2b
2a
2
1
1a
10
5
10
73
98
37
60
60
60
60
60
60
38
4/2
4.97
1 63ø16 L=5.55 m
486
1a 63ø16 L=5.55 m
486
8 2x5ø12 L=5.05 m
486

DETALIU "a" (STAS 10111/2-87)
"a" DETAIL (STAS 10111/2-87)

sc. 1:10

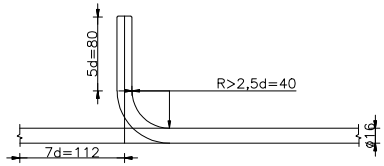

5d=80
R>2,5d=40
7d=112
ø16

Beton: Concrete:	– C30/37 suprastructura/superstructure
Tipul grinzilor: Beams type:	– grinzi metalice sudate/steel welded girders
Otel pentru grinzi: Steel for the beams:	– (OL 37-EP) $S275J_3G_3$ (EN 10025/2004)
Armatura: Reinforcement:	– S355;S345
Strat de acoperire: Concrete cover	– min. 4cm expunere in aer/air exposed

SECTIUNE B-B
B-B SECTION

sc. 1:50


BRASOV
SIGHISOARA
⑬ 8ø12 L=12.00m
1190
48
⑬a 8ø12 L=8.60m
848
⑬b 8ø12 L=8.60m
848
48
⑬c 8ø12 L=12.00m
1190
Ax rezemare
Supporting axis
1.00
18.00
1.00
41X15=6.15
10x30=6.00
40x15=6.00
⑬ ⑬b
⑬a ⑬c
30
60
27
30
4.12
34
5.95
⑪
⑭⑫
③
20.00
⑨
④a
④c
④b
④d
⑨
Ax pod
Bridge axis

SECTIUNE A-A
A-A SECTION

sc. 1:50

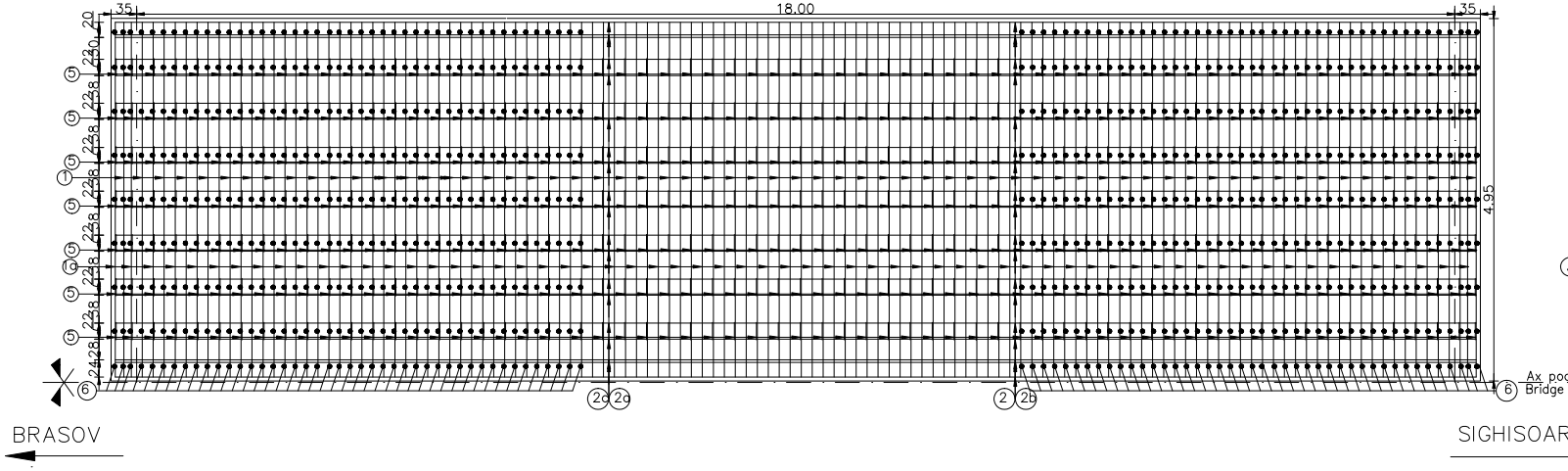
Ax rezemare
Supporting axis
35
18.00
35
20
30
28
28
28
28
28
28
28
24
⑤
⑦
⑦a
⑥
4.95
②a ②a
② ②b
⑥
Ax pod
Bridge axis
BRASOV
SIGHISOARA

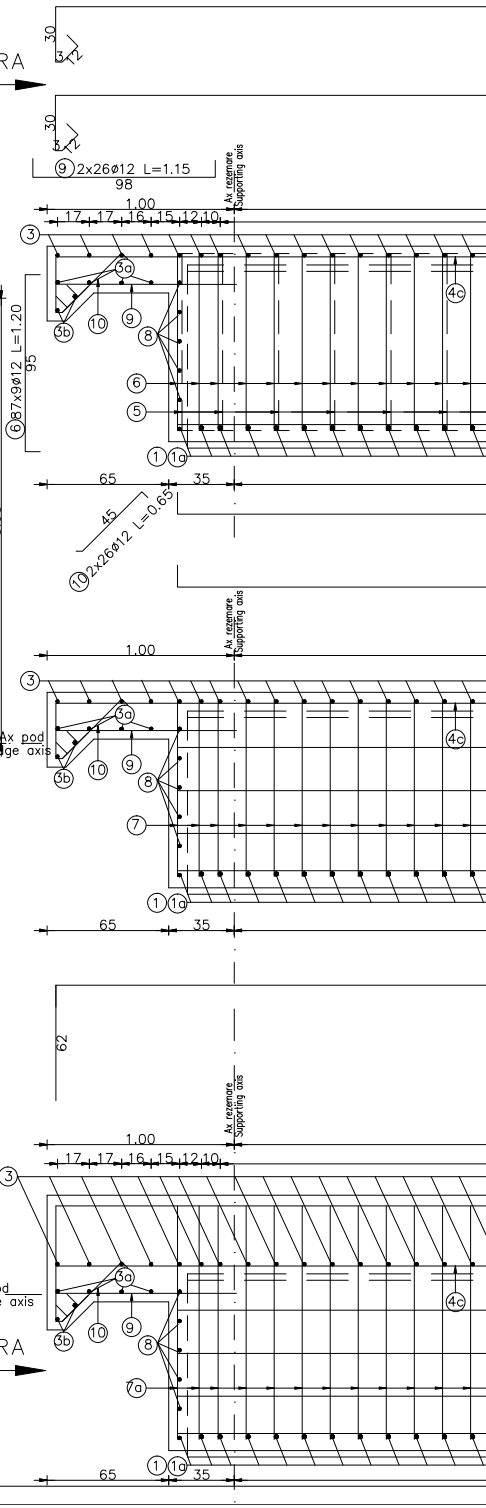
30
30
⑨ 2x26ø12 L=1.15
98
Ax rezemare
Supporting axis
1.00
17 17 16 15 12 10
③
③a
③b
⑩
⑨
⑧
⑥ 87x9ø12 L=1.20
95
⑥
⑤
① ①a
65
35
45
⑩ 2x26ø12 L=0.65
④c
⑦
62
⑦a



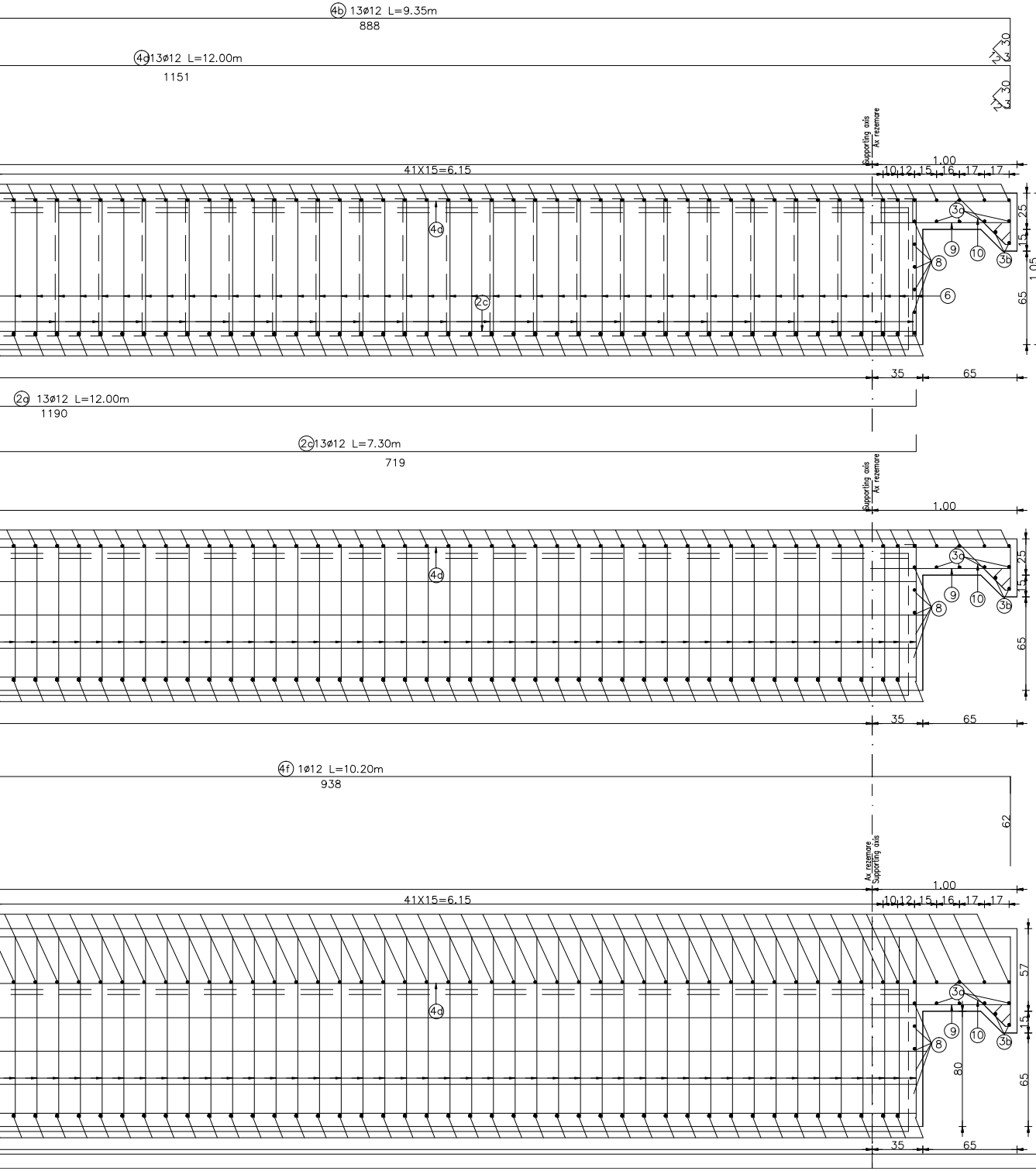
4b 13ø12 L=9.35m
888
4d 13ø12 L=12.00m
1151
30
30
Supporting axis
Ax rezemare
41X15=6.15
1.00
10 12 15 16 17 17
4d
3a
3b
9
10
8
6
2c
25
15
1.05
65
35
65
2a 13ø12 L=12.00m
1190
2c 13ø12 L=7.30m
719
4f 1ø12 L=10.20m
938
62
57
80


17 2ø
8
16a 1ø1
25
17 17 16 15 12 10
16a
17a
17c
40x15=6.00
11
3
35
13x15=1.95
13x15=1.95
25
5 5
30
24
60
30
36
19
19
2.00
2.00
2
2
47
83
36

EXTRAS DE ARMATURA TABLIER
TABLE FOR REINFORCEMENTS FOR SINGLE RAIWAY DECK

Marca	Diametru	Lung./buc.[m]	Nr.buc.	S355 ø12	S345 ø16
1	16	5.55	63		349.65
1a	16	5.55	63		349.65
2	12	7.30	13	94.90	0.00
2a	12	12.00	13	156.00	0.00
2b	12	12.00	13	156.00	0.00
2c	12	7.30	13	94.90	
3	12	7.20	114	820.80	
3a	12	7.00	8	56.00	0.00
3b	12	5.05	4	20.20	0.00
4a	12	12.00	13	156.00	0.00
4b	12	9.35	13	121.55	0.00
4c	12	9.35	13	121.55	0.00
4d	12	12.00	13	156.00	
4e	12	11.80	1	11.80	0.00
4f	12	10.20	1	10.20	0.00
5	12	2.25	441	992.25	
6	12	1.20	783	939.60	
7	12	1.50	106	159.00	0.00
7a	12	2.30	106	243.80	
8	12	5.05	10	50.50	
9	12	1.15	52	59.80	
10	12	0.65	52	33.80	
11	12	2.60	20	52.00	
12	12	1.45	136	197.20	
13	12	12.00	8	96.00	0.00
13a	12	8.60	8	68.80	0.00
13b	12	8.60	8	68.80	0.00
13c	12	12.00	8	96.00	

EXTRAS DE ARMATURA TABLIER
TABLE FOR REINFORCEMENTS FOR SINGLE RAIWAY DECK

Marca	Diametru	Lung./buc.[m]	Nr.buc.	S355 ø12	S345 ø16
14	12	1.15	134	154.10	
15	12	2.05	140	287.00	
16	12	9.15	1	9.15	0.00
16a	12	11.95	1	11.95	
17	12	8.60	2	17.20	0.00
17a	12	12.00	2	24.00	0.00
17b	12	12.00	2	24.00	0.00
17c	12	8.60	2	17.20	0.00
18	12	2.85	140	399.00	
19	12	2.15	134	288.10	0.00
19a	12	2.05	34	69.70	
Lungimi totale pe diametre			(m)	6334.85	699.30
Masa pe metru liniar			(kg/ml)	0.888	1.578
Masa pe diametre			(kg)	5624.20	1103.80
Masa pe tip otel			(kg)	5625.00	1105.00
Masa totala tablier			(kg)	6730.00	
Pierderi 5%			(kg)	336.50	
Masa totala tablier			(kg)	7070.00	

TOTAL POD (2 TABLIERE): 2 x7070.00kg=14140.0kg
TOTAL BRIDGE (2 DECKS): 2 x7070.00kg=14140.0kg

VEDERE F-F/VIEW F-F

sc. 1:20

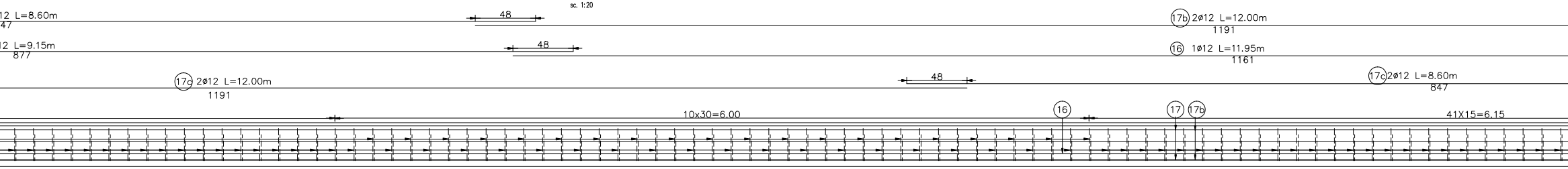
12 L=8.60m
47
12 L=9.15m
877
48
48
17c 2ø12 L=12.00m
1191
48
17b 2ø12 L=12.00m
1191
16 1ø12 L=11.95m
1161
17c 2ø12 L=8.60m
847
10x30=6.00
16
17
17b
41X15=6.15

VEDERE G-G/VIEW G-G

sc. 1:20

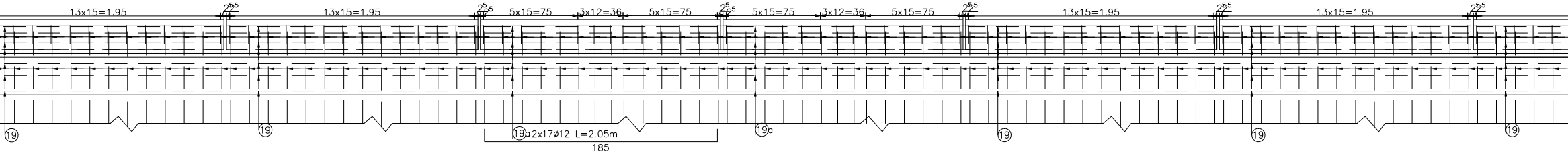
13x15=1.95
25 5
13x15=1.95
25 5
5x15=75
3x12=36
5x15=75
25 5
5x15=75
3x12=36
5x15=75
25 5
13x15=1.95
25 5
13x15=1.95
25 5
19
19
19a 2x17ø12 L=2.05m
185
19a
19
19
19

VEDERE H-H/VIEW H-H

sc. 1:20

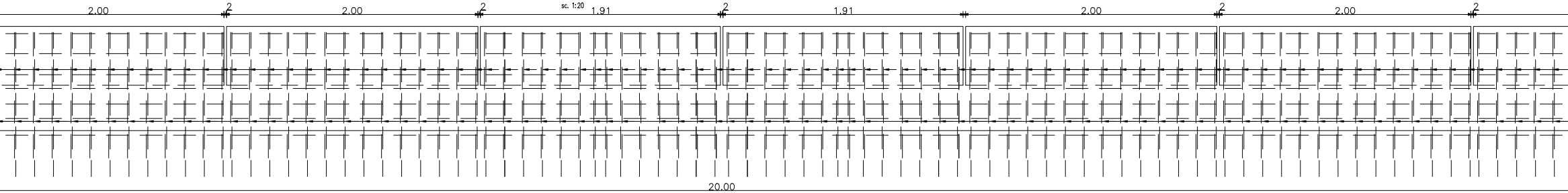
2.00
2
2.00
2
1.91
2
1.91
2.00
2
2.00
2
20.00

DALE PREFABRICATE DIN BETON ARMATE CU S.T.N.B.
CONCRETE PREFAB SLABS REINFORCED WITH S.T.N.B.

TIP 1/TYPE 1

(7x10buc.=70buc/tablier–7x10piece=70piece/deck)

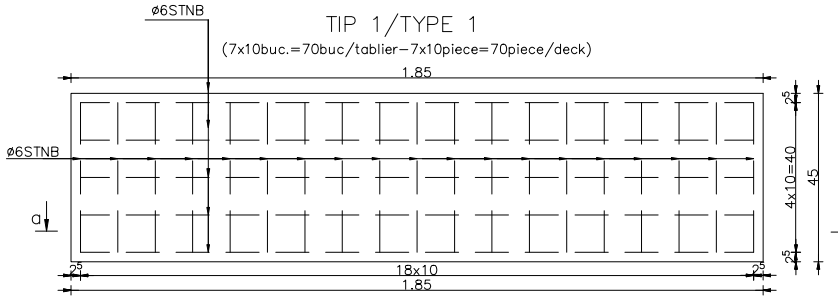
ø6STNB
ø6STNB
1.85
25
4x10=40
45
25
a
a
25
18x10
25
1.85

TIP 2/TYPE 2

(40buc. pentru trotuar/40piece for sidewalk)

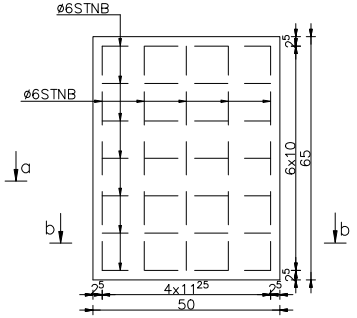
ø6STNB
ø6STNB
25
6x10
65
25
b
b
25
4x11 25
25
50

SECTIUNE a–a/a–a SECTION

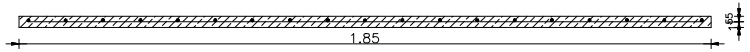

SECTIUNE b–b/b–b SECTION

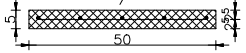

EXTRAS DE ARMATURA STNB PENTRU UN TABLIER DE CALE FERATA SIMPLA
TABLE FOR REINFORCEMENTS STNB FOR SINGLE YRAK RAIWAY DECK

TIP/TYPE	TIP ARMATURA TYEPE REINFOCEMENT	Nr. BUC. No. PIECE	kg/m	m/buc. m/piece	kg
TIP 1 TYPE 1	STNB 6 G.Q.283	70	0.222	16.60	258,00
TIP 2 TYPE 2	STNB 6 G.Q.283	40	0.222	6.15	55,00
				TOTAL	315,00kg

TOTAL POD (2 TABLIERE): 2 x 315kg=630kg
TOTAL BRIDGE (2 DECKS): 2 x 315kg=630kg

NOTA/NOTE

Pentru mentinerea pozitiei corecte in timpul betonarii, se vor monta distantieri minim 4buc./m^2. Distantierii trebuie legati cu sarma de carcasa de armatura.

In order to maintain the correct position during concreting, minimum 4pcs./m^2 distance pieces shall be mounted. The distance pieces shall be connected to the reinforcing framework, using wire.


25
5
10 12 15 16 17 17
13x15=1.95
2 2 5 5
13x15=1.95
2 5
18
15
19 8x17ø12 L=2.15m
195
2.00
2
2.00
18
15

Se interzice copierea, difuzarea, imprumutarea sau utilizarea in alte scopuri, fara permisiunea AREX Lider Company ca proprietar al desenului.
This drawing is forbidden to be copied, lent or used in other purposes than those previously approved by AREX Lider Company as its owner.

D					
C					
B					
A					
Indice Index	Data Date	Modificare Modification/Revision	Proiectant Designer	Aprobat Consultant Approved Consultant	Aprobat CFR Approved CFR

GUVERNUL ROMANIEI
ROMANIAN GOVERNMENT

PROIECT FINANŢAT DE UNIUNEA EURO
EUROPEAN UNION FINANCED PR

C.N.C.F. "C.F.R." - S.A.

CLIENT / CLIENT

ITALFERR
GRUPPO FERROVIE DELLO STATO
Joint Venture leader

Scott Wilson

OBERMEYER
PLANEN + BERATEN GmbH

TECNIC
Consulting Engineers

CONSULTANT / CONSULTANT

			Data Date	Semnătură Signature
Aprobat Approved	Şef proiect Project manager	R. Liuzza		
Aprobat Approved	Coordonator Secţiune 1 Section 1 Coordinator	C. Gambelli		
Verificat Checked	Expert Cheie Checking Expert	V. Kallidromitis		

SUBCONTRACTANT / SUBCONTRACTOR

AREX COMPANY

Aprobat Approved	Responsabil Subconsultant Subconsultant Responsible	A.Stanciu - Dinulescu	01.2012	
Întocmit Elaborated	Proiectant Designer	Dinu Andreea	01.2012	

Reabilitarea liniei de cale ferata Braşov - Simeria, parte componentă a coridorului IV Pan European, pentru circulaţia trenurilor cu viteza maximă de 160 km/h,
Tronsonul : Braşov - Sighişoara
Rehabilitation of the railway line Braşov - Simeria, component Part of the IV Pan-European Corridor, for the trains circulation with maximum speed of 160 km/h,
Section : Braşov - Sighişoara

Proiect/Project
2004/RO/16/P/PA/003

Faza / Phase:
D.E. / E.D.

Denumire desen / Drawing Title :

STATIA/ STATION FELDIOARA
POD Km.193+093.183 L=18.00m/PLAN ARMARE SUPRASTRUCTURA
BRIDGE Km.193+093.183 D=18.00m/SUPERSTRUCTURE REINFORCEMENT PLAN

Codificare / Codification System	Scara / Scale 1:20	LOT / LOT	Nr. / No 01 / 01

E A 5 1 | 0 1 | E | 0 7 | B C | P V | 0 0 | 8 | 3 | 0 0 7 | 0