VEDERE CULEE A–A/A–A ABUTMENT VIEW
Sc. 1:50

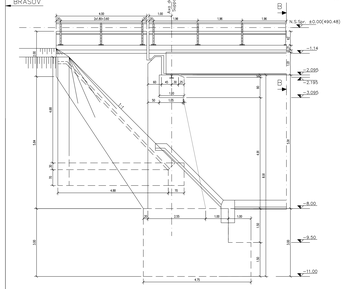

SECTIUNE TRANSVERSALA H–H
H–H CROSS SECTION
Sc. 1:50

SECTIUNE TRANSVERSALA B–B/B–B CROSS SECTION
Sc. 1:50

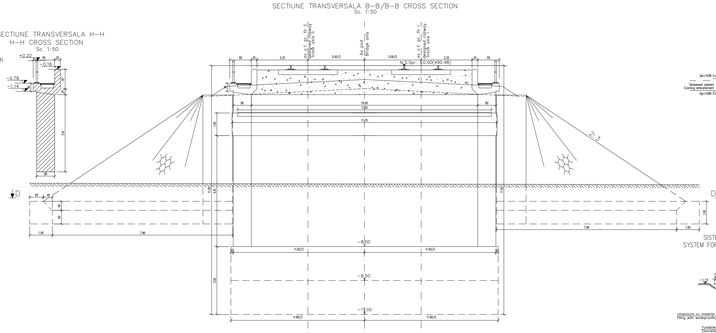

SECTIUNE TRANSVERSALA C–C/C–C CROSS SECTION
Sc. 1:50

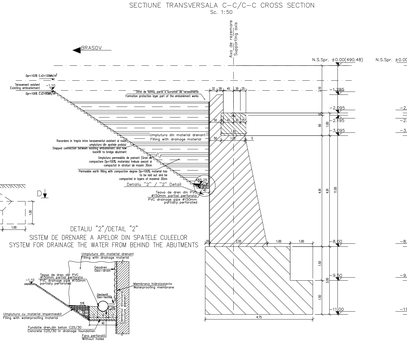

VEDERE CULEE E–E/ E–E ABUTMENT VIEW
Sc. 1:50

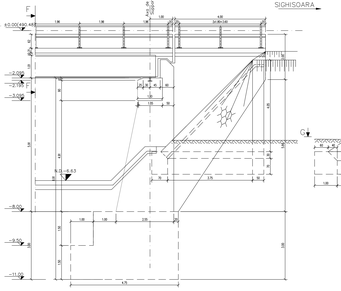

SECTIUNE TRANSVERSALA F–F/F–F CROSS SECTION
Sc. 1:50

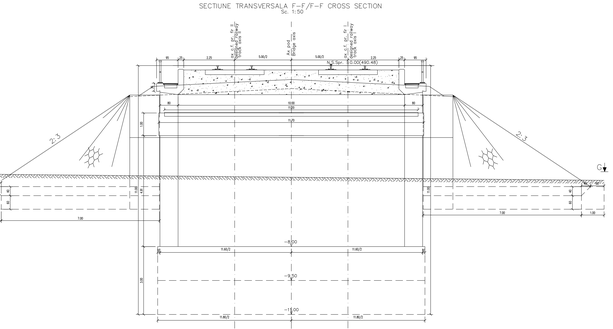

LEGENDA BETOANELOR/CONCRETE LIST

Beton armat în suprafeţi ale barajelor/subziduri
Reinforced concrete in the cushions and cushions bands
C 35/30–CEM I/A–S 32,5–D(24)-XF3-A(2)–A/C=0,50–Sd=0,20 ÷ 0,20

Beton armat în elevaţie şi în zidurile intoarse
Reinforced concrete in the elevation and in the reversed walls
C 25/30–Cement II/A–S 32,5–D(19)-XF1-A(1)-XC3–A/C=0,50–Sd=0,20 ÷ 0,20

Beton simplu în fundaţii
Plain concrete in abutments foundations
C 25/30–Cement II/A–S 42,5–D(13)–A/C=0,50–Sd=0,20 ÷ 0,20

Beton în funcţiune efectuţiei de cofr
Concrete in the protection layer of the waterproofing
C 25/30–Cement II/A–S 32,5–D(24-XF3-A(2)–A/C=0,50–Sd=0,20 ÷ 0,20

Beton în straturi de protecţie şi hidroizolaţie
Concrete in the protection layer of the waterproofing
C 25/30–Cement II/A–S 32,5–D(24-XF3-A(2)–A/C=0,50–Sd=0,16 ÷ 0,20

In cazul în care temperatura în timpul turnarii este scăzută, se vor folosi cimenturile cu rezistenţe initiale mare, R şi aditivi acceleratori, iar în cazul betonelor pe timp cald/uma, cimenturile cu rezistenţe initiale scăzute, N şi aditivi intârzietori (conf.NE 012-99 şi prescriptiile din C.E. 1992/97).
When the temperature during the casting is low, cements with high initial resistance, R and accelerating additives shall be used and when it is cold during warm weather, cements with low initial resistance, N and retarding additives shall be used (according the norm NE 012-99 and table 2 for the SR EN 197-1:2002).

Betoane:
Concrete:
– C25/30 - betoniere autostivitor/bearing bench
– C25/30 elevaţie infrastructuri/substructure elevation
– C25/30 - beton simplu în fundaţii/plain concrete in abutments foundations
– S 355; S 345

Armătura:
Reinforcement:
– min. 4cm expusă la sare/4cm at exposed
Grosime cover
Cofraj de suprafaţă:
Cast in place:
– conform VC GM71 şi SR/21
Ciolog
Corbel:
– Metal sau lemn/Steel or wood
Formarea:

DETALIU TROTUAR/SIDEWALK
Sc. 1:20

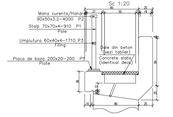

DALE PREFABRICATE DIN BETON
CONCRETE PREFAB SLABS
TIP 1/TYPE 1
Sc. 1:10
(8+8)buc.=16buc. pentru trotuare/
(8+8)piece=16piece for sidewalk



SECTIUNE a–a/a–a SECTION
Sc. 1:50

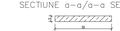

VEDERE IN PLAN D–D/ D–D PLAN VIEW
Sc. 1:50

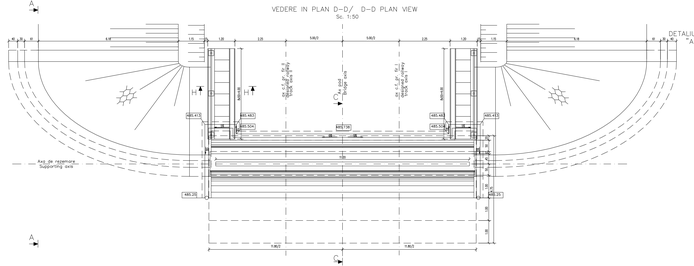

DETALIU "A" DE PRINDERE A PARAPETULUI
"A" DETAIL HANDRAIL FASTENING
Sc. 1:5

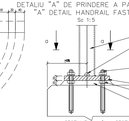

SECTIUNE C–C/C–C SECTION
Sc. 1:5

MASURATOAREA MATERIALULUI METALIC NECESAR PENTRU PARAPETUL LA
CULEEA PREDEAL
MEASUREMENT FOR THE METALLIC MATERIAL REQUIRED FOR THE FOOT PATH
FOR PREDEAL ABUTMENT

Poz.	Denumire	Dimensiuni	Nr. buc.	Greutate 1235		
			Number	kg/m'	kg/buc	Total(kg)
	1	2	3	4	5	6
P1	Teava galvanizata Hollow profile	70x70x4–910	6	8.29	7.54	45.26
P2	Teava dreptunghiulara Hollow profile	90x50x3.2–4000	2	6.71	26.84	53.68
P3	Teava dreptunghiulara Hollow profile	60x40x4–1710	4	5.78	9.88	39.60
P4	Teava dreptunghiulara Hollow profile	60x40x4–215	4	5.78	1.25	5.00
P5	Placa de baza Plate	200x20–200	6	31.40	6.28	37.68
	Suruburi M16 Bolts M16	#16–130	24	–	0.231	5.55
	Piulite M16 Nuts M16	–	48	–	0.031	1.50
	Saibe Washers	–	24	–	0.011	0.30
	Total partial					188.57
	Spor 3% pt. sudura					6.00
						195.00

NOTA:

1. Prezentul plan s-a întocmit în conformitate cu dispozitia generala.
2. Executia partilor superioare ale culeelor, empleiate deasupra banchetei cuilelor, se va face numai pe baza unei solicitari scrise a executantului lucrarilor de betoane, adresata beneficiarului, prin procurorul operatorilor de rezerve, în functie de realizarea fiecarui tip de aparat/executia cilindrilor inferioare si a diblaci de gerba se va face dupa cererea tabelarului pe rezerve.
3. Pentru aparatele de reazem de tip pendul, executia cilindrilor se va face numai cel indirect (n sinsl), sau se contata alta necorespunzata intre situatia existenta pe teren si cea din proiect se va anunta proiectantul.
4. Lucrarile ce urmeaza le comandate de catre UCDM 71 si GM/21.
5. La executie se vor respecta cu strictete prevederile din "Normatiul pentru proiectarea betonului si executiei lucrarilor din beton, beton armat si beton precomprimat. Partea I: Proiectarea betonului", indicativ NE 012/2-2010, si verificarea calitatii lucrarilor si receptionarea se va face conform normativului C56-1985.
6. Constructiile se recalculeaza in categoria de importanta B (constructi de importanta deosebita), conform ordonantei de guvern nr. 2/1994 si ordinului MLPAT nr. 31/N, conform HG 766/1997.
7. Proiectul va fi verificat la exigentele AC2, D2.1, D2.2.

NOTE:

1. This plan has been drawn up according to the general disposition.
2. The execution of the upper parts of the abutments, emplaced on the banchet can be built only after the procurement of the bearing blocks, the upper level of the bearings shall be established after the procurement of the bearing blocks depending on the height of the each bearing block type.
3. For the pendulum bearing, the execution of the cylinders shall be made only indirect (in sinsl), or the supports.
4. If the execution of the bearing blocks on the site foundation is another case than that established in the survey, or other account discrepancies between the situation on the ground and will announce the designer.
5. The bridge corresponds to the "AC Determination concrete (SR71 and SR/21).
6. The execution will strictly comply with the provisions of "Practice code for the concrete production and works execution, reinforced and pre-stressed concrete – Part 1: Practice code for concrete production" NE 012/1-2007 and "Practice code for the concrete production and works execution, reinforced and pre-stressed concrete – Part 2: Concrete production" NE 012/2-2010, and the quality and the reception of the works shall be made accordingly to: Norm C 56-1985.
7. The construction has been classified in B category of importance (high important constructions), model 1 ensuring the quality and class of importance B according to O.G. 766/97.
7. The project will be checked in order to comply with the AC2, D2.2, D2.2 requirements.

ATENTIE/ATENTION

Aparatorenele operatorilor de rezerve se vor face numai executarii cuilelor si a banchetei aceastora. In cazul in care inaltimea operatorilor de rezerve aproximizeaz diferu fata de cea prevazuta in proiect, se va contacta proiectantul pentru modificarea inaltimii cilindrilor de gerba.

The bearing blocks shall be supplied before building the bearings and their seats. In case the height of the supplied bearing blocks differs from that given in the plans, the height of the seats shall be adjusted so as to comply with the new devices.

VEDERE IN PLAN G–G/G–G PLAN VIEW
Sc. 1:50

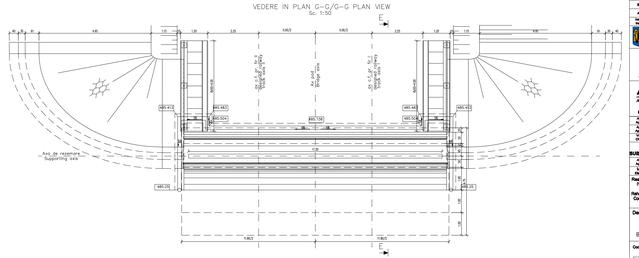

Se interdie copierea, difuzarea, reproducerea sau utilizarea a alte scopuri, fara permisiunea APDF/ Leader Consulting se de la autor.
This drawing is forbidden to be copied, lent or used in other purposes than those previously agreed by APDF/ Leader Consulting or its owner.

Index / Index	Data / Date	Semnătura / Signature
D		
C		
B		
A	11.2011	

Verificat / Checked	Verificator de proiect / Design Checker	Ing. Cristian Ciocan	Data / Date	Semnătura / Signature
Aprobat / Approved	Director proiect / Project Manager	R. Liuzia		
Aprobat / Approved	Coordonator Verificare / Design Coordinator	C. Ciocănel		
Aprobat / Approved	Director General / General Director	V. Hallerstein		

GUVERNUL ROMANIEI
ROMANIAN GOVERNMENT

PROIECT FINANTAT DE UNIUNEA EUROPEANA
EUROPEAN UNION FINANCED PROJECT

C.N.C.F. "C.F.R." - S.A.

CLIENT / CLIENT

CFR Infrastructura
Member of the CER group
Joint venture leader

OBERMEYER
PLANUNG + BERATUNG

TECNIC
Consulting Engineers

CONSULTANT / CONSULTANT

			Data / Date	Semnătura / Signature
Asociat / Associate	Şef proiect / Project Leader	R. Liuzia		
Asociat / Associate	Coordonator Verificare / Design Coordinator	C. Ciocănel		
Asociat / Associate	Director General / General Director	V. Hallerstein		

SUBCONTRACTANT / SUBCONTRACTOR

Asociat / Associate	Responsabil Arhitectura / Architecture Manager	A. Drăuleanu Ştenciu	09.2011	
Asociat / Associate	Proiectant / Designer	Dinu Andreea	09.2011	

Realizarea liniei de cale ferata Simeria – Sibiu, parte componenta a coridorului IV Pan European, pentru creşterea transportului cu viteza maximă de 160 km/h, etapa I
Rehabilitation of the railway line Simeria – Sibiu, component part of the IV Pan-European Corridor, for the trains circulation with maximum speed of 160 km/h, Section I: Simeria – Sibiu

Proiect/Project
Marcă/Code/Model

Faza / Phase
P.Th. / P.T.D.

Denumire desen / Drawing Title

STATIA FELDIOARA / STATION FELDIOARA

POD Km.193+093.183 L=18.00m/PLAN COFRAJ CULEI
BRIDGE Km.193+093.183 L=18.00m/ABUTMENTS FORWORK PLANS

Codificare / Codification System	Seria / Series CIB 1.5 CFR. CIB	LOT / LOT	Nr. / No. CIB 1.5 CFR. CIB
E A B 1 0 1 E 0 7 B R P V 0 0 8 2 0 3 3			1