SECTIUNE TRANSVERSALA TABLIER POD
BRIDGE DECK CROSS SECTION

sc. 1:20

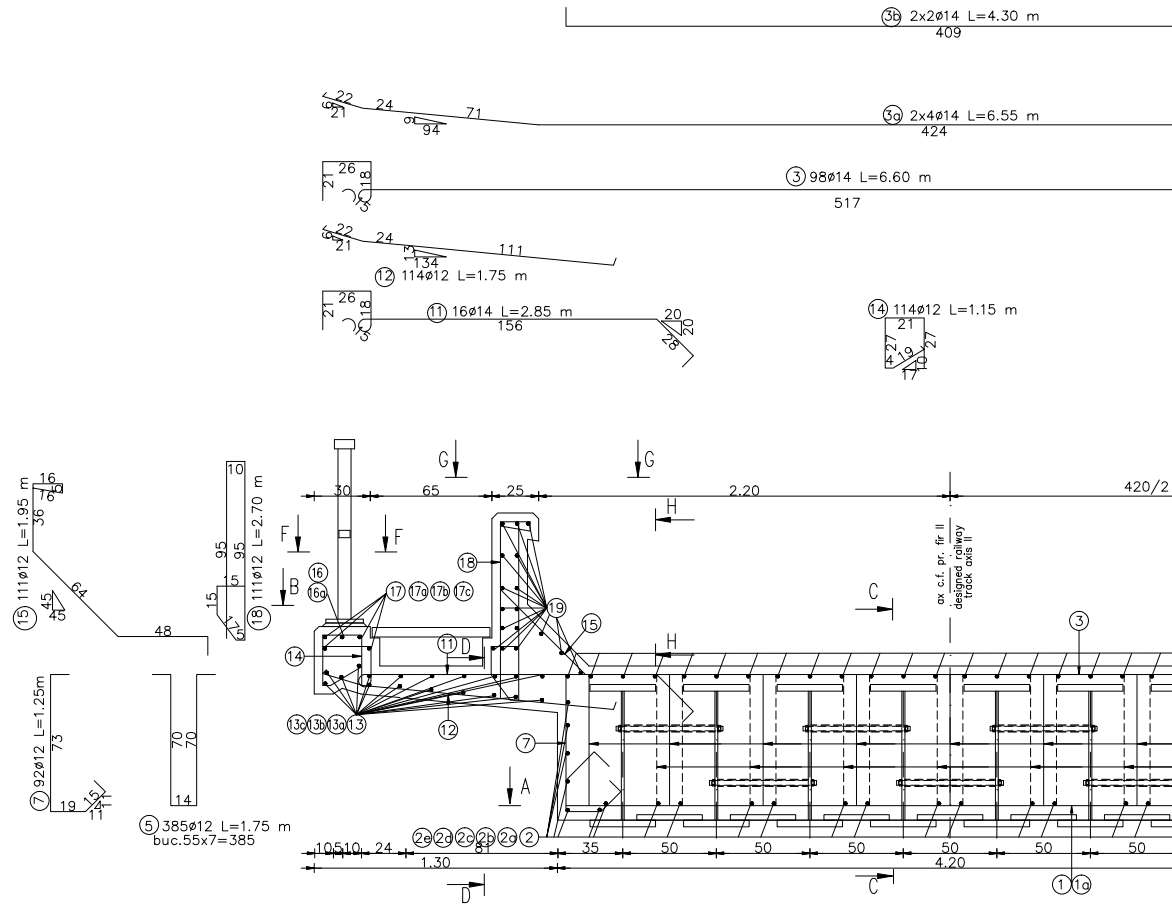

③b 2x2ø14 L=4.30 m
409
③a 2x4ø14 L=6.55 m
424
6 22 21 24 9 94 71
③ 98ø14 L=6.60 m
517
26 21 18 5
6 22 21 24 13 134 111
⑫ 114ø12 L=1.75 m
⑪ 16ø14 L=2.85 m
156
20 20 28
⑭ 114ø12 L=1.15 m
21 27 4 19 10 27 17
⑮ 111ø12 L=1.95 m
16 7 6 36 64 45 45 48
⑱ 111ø12 L=2.70 m
10 95 95 15 5 15
⑦ 92ø12 L=1.25m
73 19 15 11
⑤ 385ø12 L=1.75 m
buc.55x7=385
70 70 14
G G F F B H H C C D D A
30 65 25 2.20 420/2
ax c.f. pr. fir II
designed railway track axis II
⑯ ⑯a ⑰ ⑰a ⑰b ⑰c ⑱ ⑲ ⑮ ⑪ ⑭ ③ ⑫ ⑦
⑬a ⑬b ⑬a ⑬
②e ②d ②c ②b ②a ②
10 5 10 24 81 35 50 50 50 50 50 50
1.30 4.20
① ①a

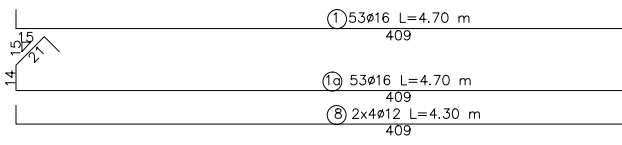

① 53ø16 L=4.70 m
409
15 15 21 14
①a 53ø16 L=4.70 m
409
⑧ 2x4ø12 L=4.30 m
409

DETALIU "a" (STAS 10111/2-87)
"a" DETAIL (STAS 10111/2-87)
sc. 1:10

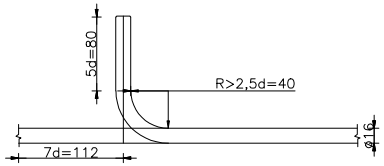

5d=80
R>2,5d=40
7d=112
ø16

Beton: Concrete:	– C30/37 suprastructura/superstructure
Tipul grinzilor: Beams type:	– grinzi metalice sudate/steel welded girders
Otel pentru grinzi: Steel for the beams:	– (OL 37–EP) $S275J_3G_3$ (EN 10025/2004)
Armatura: Reinforcement:	– S355;S345
Strat de acoperire: Concrete cover	– min. 4cm expunere in aer/air exposed

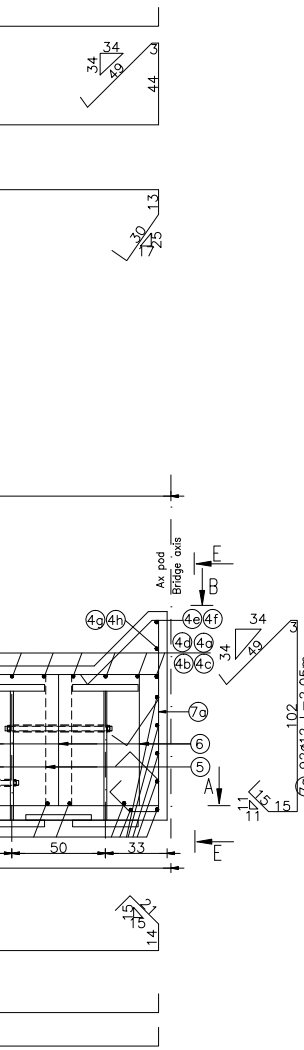

34
34
49
3
44
13
30
17
25
Ax pod
Bridge axis
E
B
4g
4h
4e
4f
4d
4a
4b
4c
34
49
3
34
7a
6
5
A
102
7a 92ø12 L=2.05m
11
15
11
15
50
33
E
15
5
14

SECTIUNE B-B
B-B SECTION
sc. 1:50

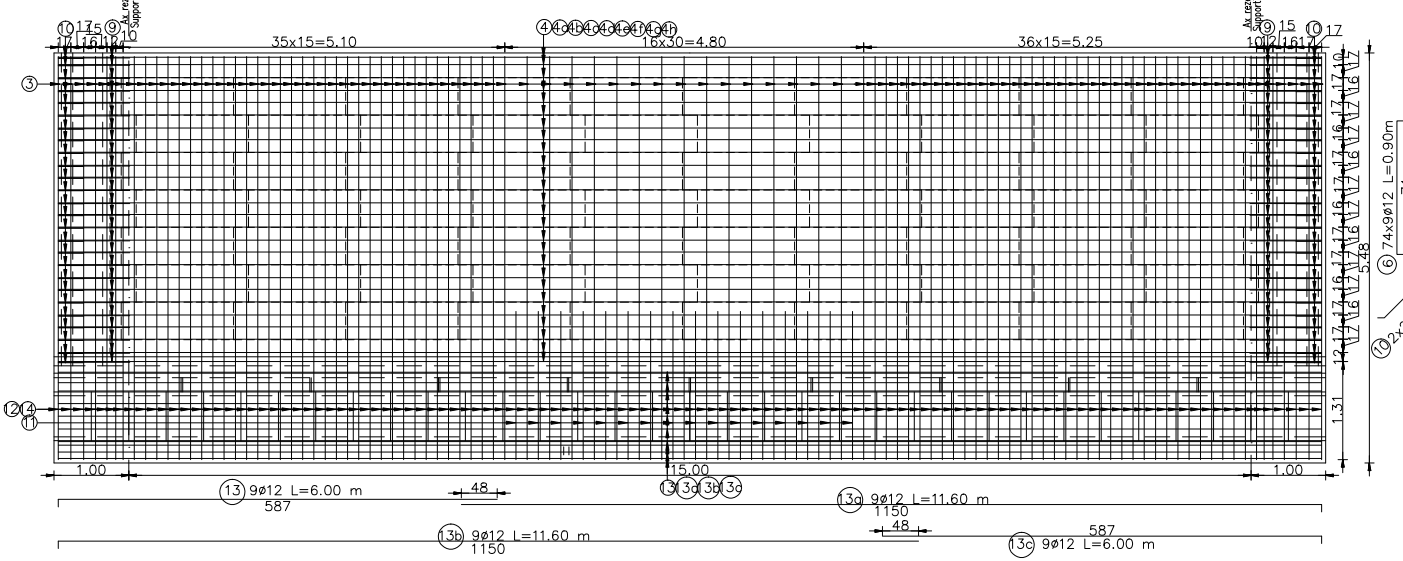

BRASOV
SIGHISOARA
Ax rezemare
Supporting axis
10 17 15 9
35x15=5.10
4 4a 4b 4c 4d 4e 4f 4g 4h
16x30=4.80
36x15=5.25
9 15 10 17
3
12 14
11
1.00
15.00
1.00
5.48
1.31
13 3a 3b 3c
13 9ø12 L=6.00 m
587
48
13a 9ø12 L=11.60 m
1150
48
13b 9ø12 L=11.60 m
1150
587
13c 9ø12 L=6.00 m

SECTIUNE A-A
A-A SECTION
sc. 1:50

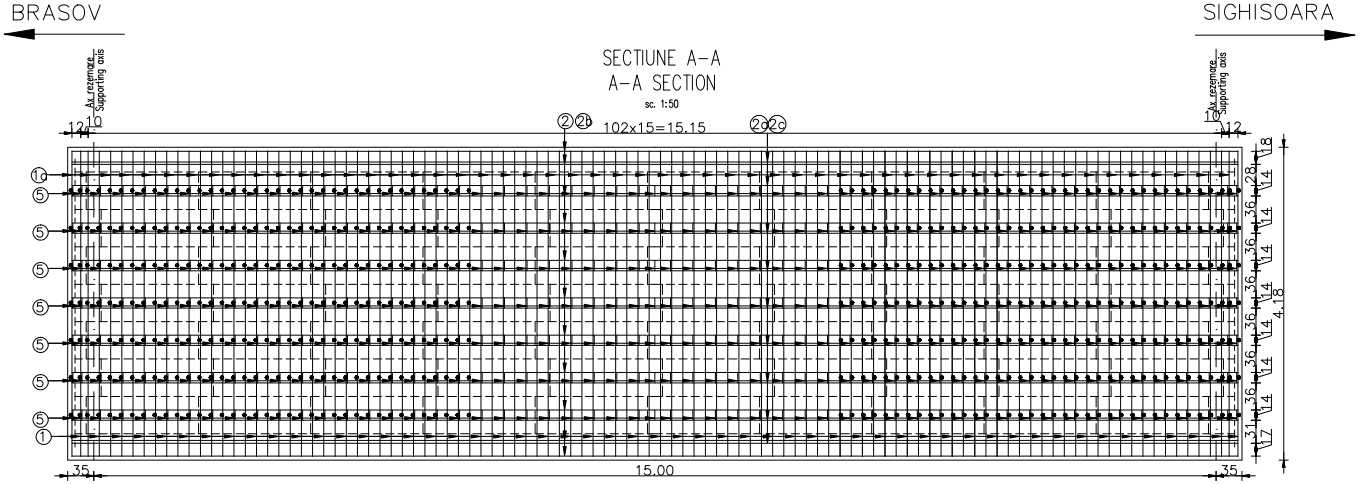

BRASOV
SIGHISOARA
Ax rezemare
Supporting axis
12
10
2 2b
102x15=15.15
2a 2c
10
12
1a
5
5
5
5
5
5
5
1
35
15.00
35
18
28
14
36
14
36
14
36
14
36
14
36
14
31
17
4.18

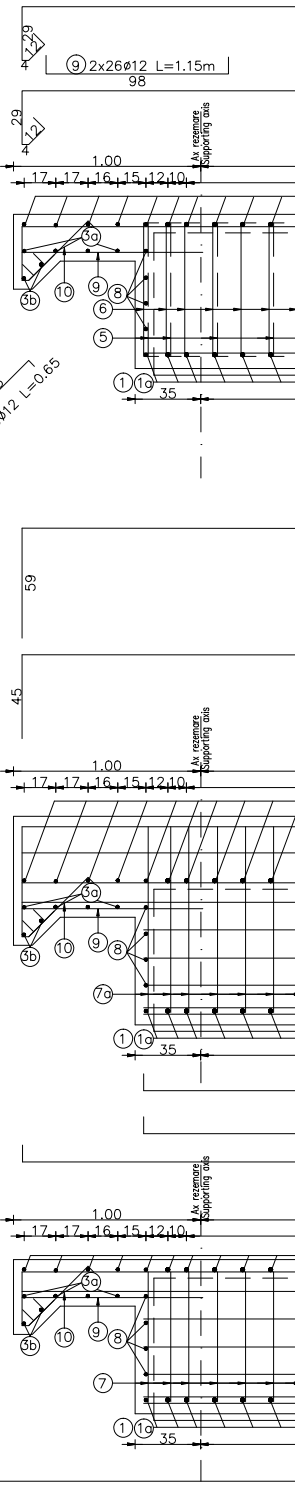

29
12
4
9 2x26ø12 L=1.15m
98
29
12
4
1.00
17 17 16 15 12 10
Ax rezemare
Supporting axis
3a
71
6 74x9ø12 L=0.90m
3b
10
9
8
6
5
45
10 2x26ø12 L=0.65
1 1a
35
59
45
1.00
17 17 16 15 12 10
3a
3b
10
9
8
7a
1 1a
35
1.00
17 17 16 15 12 10
3a
3b
10
9
8
7
1 1a
35

SECTIUNE C-C/C-C SECTION

sc. 1:20

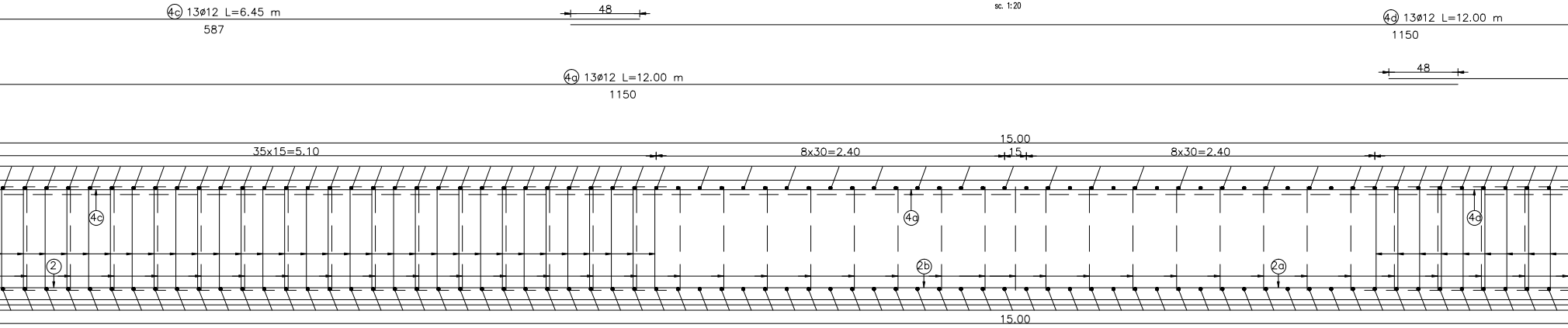
4c 13ø12 L=6.45 m
587
48
4d 13ø12 L=12.00 m
1150
48
4g 13ø12 L=12.00 m
1150
15.00
35x15=5.10
8x30=2.40
15
8x30=2.40
4c
4g
4d
2
2b
2a
15.00

SECTIUNE E-E/E-E SECTION

sc. 1:20

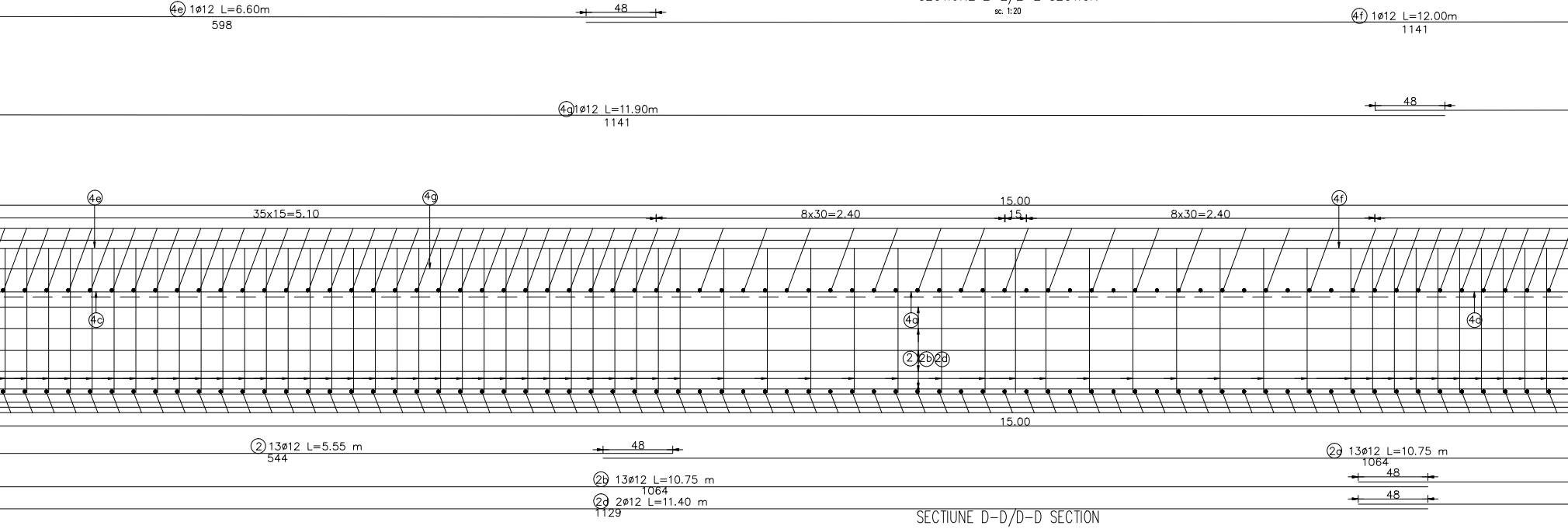
4e 1ø12 L=6.60m
598
48
4f 1ø12 L=12.00m
1141
4g 1ø12 L=11.90m
1141
48
4e
4g
4f
15.00
35x15=5.10
8x30=2.40
15
8x30=2.40
4c
4g
4d
2
2b
2d
15.00
2 13ø12 L=5.55 m
544
48
2d 13ø12 L=10.75 m
1064
48
2b 13ø12 L=10.75 m
1064
2d 2ø12 L=11.40 m
1129
48

SECTIUNE D-D/D-D SECTION

sc. 1:20

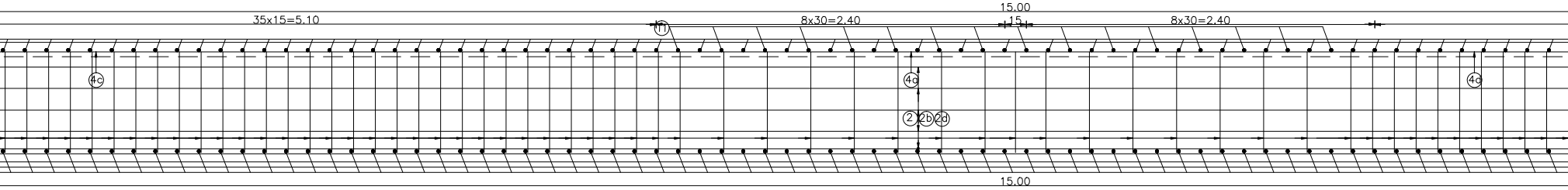
15.00
35x15=5.10
11
8x30=2.40
15
8x30=2.40
4c
4g
4d
2
2b
2d
15.00

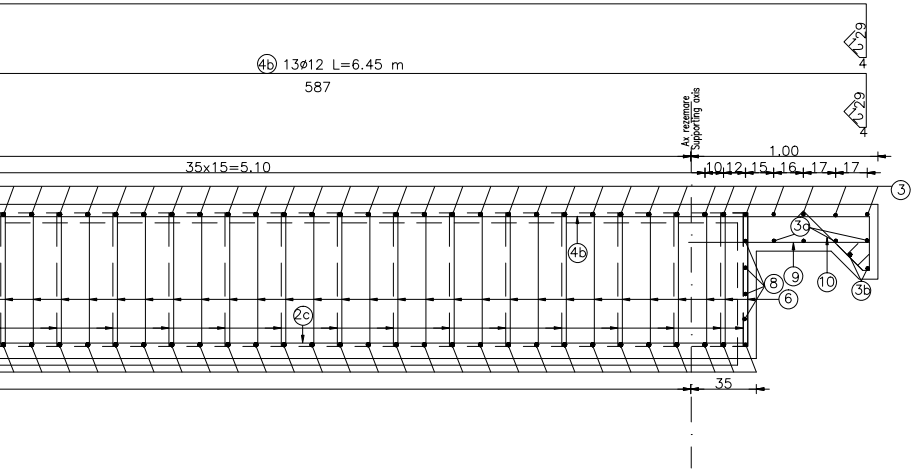
4b 13ø12 L=6.45 m
587
29
4
Ax rezemare
Supporting axis
35x15=5.10
1.00
10 12 15 16 17 17
3
3a
4b
8
9
10
6
3b
2c
35

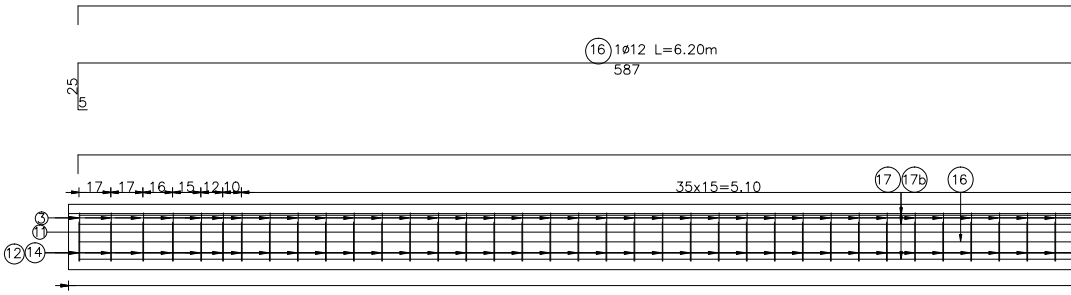
16 1ø12 L=6.20m
587
25
5
17 17 16 15 12 10
35x15=5.10
17
17b
16
3
11
12
14

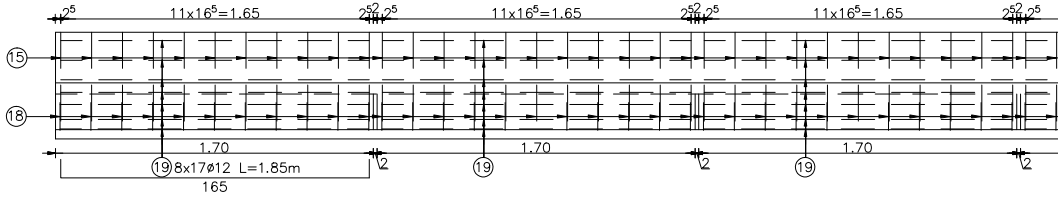
2^5
11x16^5=1.65
2^5 2 2^5
15
18
1.70
2
19 8x17ø12 L=1.85m
165
19

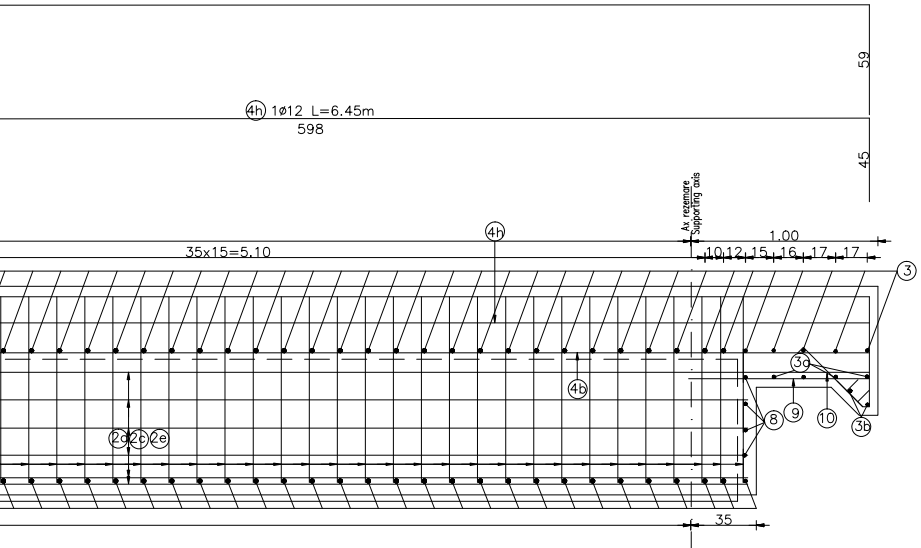
59
4h 1ø12 L=6.45m
598
45
Ax rezemare
Supporting axis
4h
35x15=5.10
1.00
10 12 15 16 17 17
3
3a
4b
8
9
10
3b
2d 2c 2e
35

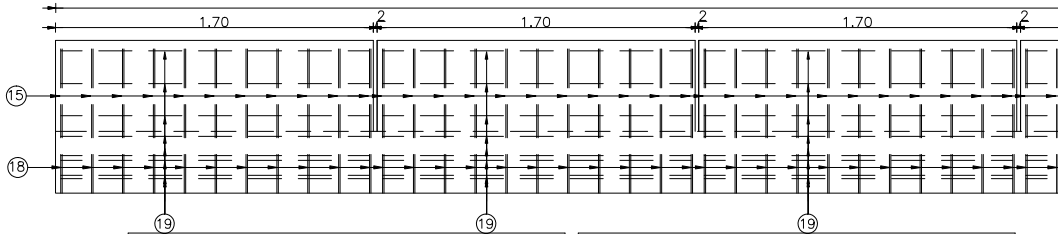
1.70
2
15
18
19

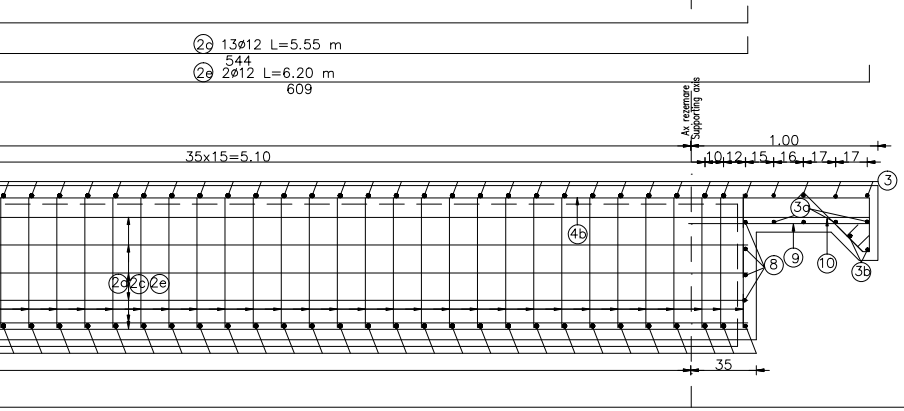
2d 13ø12 L=5.55 m
544
2e 2ø12 L=6.20 m
609
Ax rezemare
Supporting axis
35x15=5.10
1.00
10 12 15 16 17 17
3
3a
4b
8
9
10
3b
2d 2c 2e
35

EXTRAS DE ARMATURA TABLIER
TABLE FOR REINFORCEMENTS FOR SINGLE RAIWAY DECK

Marca	Diametru	Lung./buc.[m]	Nr.buc.	S355		S345
				ø12	ø14	ø16
1	16	4.70	53			249.10
1a	16	4.70	53			249.10
2	12	5.55	13	72.15		
2a	12	10.75	13	139.75		
2b	12	10.75	13	139.75		
2c	12	5.55	13	72.15		
2d	12	11.40	2	22.80		
2e	12	6.20	2	12.40		
3	14	6.60	98		646.80	
3a	14	6.55	8		52.40	
3b	14	4.30	4		17.20	
4a	12	6.45	13	83.85		
4b	12	12.00	13	156.00		
4c	12	12.00	13	156.00		
4d	12	6.45	13	83.85		
4e	12	6.60	1	6.60		
4f	12	12.00	1	12.00		
4g	12	11.90	1	11.90		
4h	12	6.45	1	6.45		
5	12	1.75	385	673.75		
6	12	0.90	666	599.40		
7	12	1.25	92	115.00		
7a	12	2.05	92	188.60		
8	12	4.30	8	34.40		
9	12	1.15	52	59.80		
10	12	0.65	52	33.80		
11	14	2.85	16		45.60	

EXTRAS DE ARMATURA TABLIER
TABLE FOR REINFORCEMENTS FOR SINGLE RAIWAY DECK

Marca	Diametru	Lung./buc.[m]	Nr.buc.	S355		S345
				ø12	ø14	ø16
10	12	0.65	52	33.80		
11	14	2.85	16		45.60	
12	12	1.75	114	199.50		
13	12	6.00	9	54.00		
13a	12	11.60	9	104.40		
13b	12	11.60	9	104.40		
13c	12	6.00	9	54.00		
14	12	1.15	114	131.10		
15	12	1.95	111	216.45		
16	12	6.20	1	6.20		
16a	12	11.80	1	11.80		
17	12	11.60	2	23.20		
17a	12	6.00	2	12.00		
17b	12	11.60	2	23.20		
17c	12	6.00	2	12.00		
18	12	2.70	111	299.70		
19	12	1.85	136	251.60		
19a	12	1.75	34	59.50		
Lungimi totale pe diametre (m)				4243.45	762.00	498.20
Masa pe metru liniar (kg/ml)				0.888	1.208	1.578
Masa pe diametre (kg)				3768.20	920.90	786.40
Masa pe tip otel (kg)				4689.10		786.40
Masa totala tablier (kg)				5474.80		
Pierderi 5% (kg)				273.78		
Masa totala tablier (kg)				5750.00		

TOTAL POD (2 TABLIERE): 2 x 5750.00kg=11500.0kg
TOTAL BRIDGE (2 DECKS): 2 x 5750.00kg=11500.0kg

VEDERE F-F/VIEW F-F

sc. 1:20

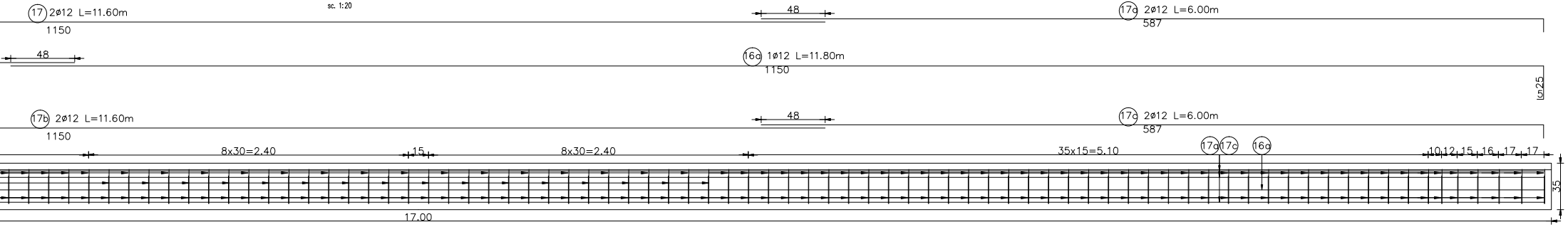

(17) 2ø12 L=11.60m
1150
48
48
(17a) 2ø12 L=6.00m
587
(16a) 1ø12 L=11.80m
1150
25
(17b) 2ø12 L=11.60m
1150
48
(17c) 2ø12 L=6.00m
587
8x30=2.40
15
8x30=2.40
35x15=5.10
(17a)
(17c)
(16a)
10
12
15
16
17
17
35
17.00

VEDERE G-G/VIEW G-G

sc. 1:20



11x16⁵=1.65
2⁵2 2⁵
11x15⁶=1.56
2⁵2 2⁵
11x15⁶=1.56
2⁵2 2⁵
11x16⁵=1.65
2⁵2 2⁵
11x16⁵=1.65
2⁵2 2⁵
11x16⁵=1.65
2⁵2 2⁵
11x16⁵=1.65
2⁵2
27
6
19
5
30
27
1.70
1.61
1.61
1.70
1.70
1.70
1.70
2
2
2
2
2
2
(19)
(19a) 2x17ø12 L=1.75m
156
(19a)
(19)
(19)
(19)
(19)

VEDERE H-H/VIEW H-H

sc. 1:20

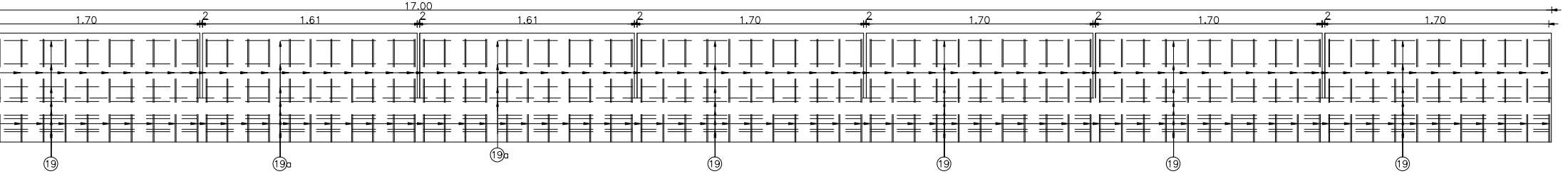

17.00
1.70
2
1.61
2
1.61
2
1.70
2
1.70
2
1.70
2
1.70
(19)
(19a)
(19a)
(19)
(19)
(19)
(19)

NOTA/NOTE

Pentru mentinerea pozitiei corecte in timpul betonarii, se vor monta distantieri minim 4buc./m^2. Distantierii trebuie legati cu sarma de carcasa de armatura.

In order to maintain the correct position during concreting, minimum 4pcs./m^2 distance pieces shall be mounted. The distance pieces shall be connected to the reinforcing framework, using wire.

Se interzice copierea, difuzarea, imprumutarea sau utilizarea in alte scopuri, fara permisiunea AREX Lider Company ca proprietar al desenului.
This drawing is forbidden to be copied, lent or used in other purposes than those previously approved by AREX Lider Company as its owner.

D					
C					
B					
A					
Indice Index	Data Date	Modificare Modification/Revision	Proiectant Designer	Aprobat Consultant Approved Consultant	Aprobat CFR Approved CFR

GUVERNUL ROMANIEI
ROMANIAN GOVERNMENT

PROIECT FINANŢAT DE UNIUNEA EURO
EUROPEAN UNION FINANCED PI

C.N.C.F. "C.F.R." - S.A.

CLIENT / CLIENT

ITALFERR
GRUPPO FERROVIE DELLO STATO
Joint Venture leader

Scott Wilson

OBERMEYER
PLANEN + BERATEN GmbH

TECNIC
Consulting Engineers

CONSULTANT / CONSULTANT

			Data Date	Semnătură Signature
Aprobat Approved	Şef proiect Project manager	R. Liuzza		
Aprobat Approved	Coordonator Secţiune 1 Section 1 Coordinator	C. Gambelli		
Verificat Checked	Expert Cheie Checking Expert	V. Kallidromitis		

SUBCONTRACTANT / SUBCONTRACTOR

AREX COMPANY

Aprobat Approved	Responsabil Subconsultant Subconsultant Responsible	A.Stanciu - Dinulescu	01.2012	
Întocmit Elaborated	Proiectant Designer	Dinu Andreea	01.2012	

Reabilitarea liniei de cale ferata Braşov - Simeria, parte componentă a coridorului IV Pan European, pentru circulaţia trenurilor cu viteza maximă de 160 km/h,
Tronsonul : Braşov - Sighişoara
Rehabilitation of the railway line Braşov - Simeria, component Part of the IV Pan-European Corridor, for the trains circulation with maximum speed of 160 km/h,
Section : Braşov - Sighişoara

Proiect/Project
2004/RO/16/P/PA/003

Faza / Phase:
D.E. / E.D.

Denumire desen / Drawing Title :

INTERVAL / SECTION FELDIOARA – APATA
POD Km.194+410.930 L=15.00m/PLAN ARMARE SUPRASTRUCTURA
BRIDGE Km.194+410.930 D=15.00m/SUPERSTRUCTURE REINFORCEMENT PLAN

Codificare / Codification System	Scara / Scale 1:20	LOT / LOT	Nr. / No 01 / 01

EA51 01 E 08 BC PV 00 9 3 009 0