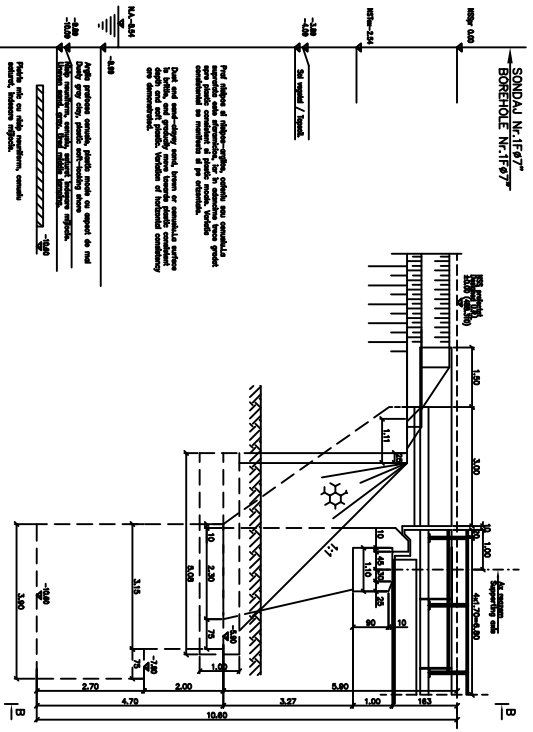
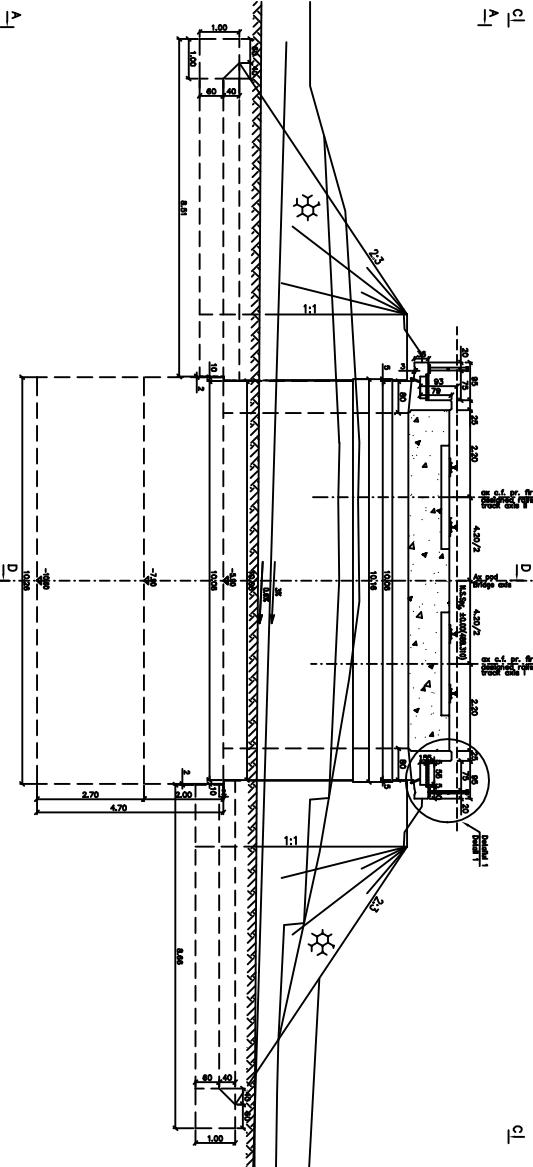


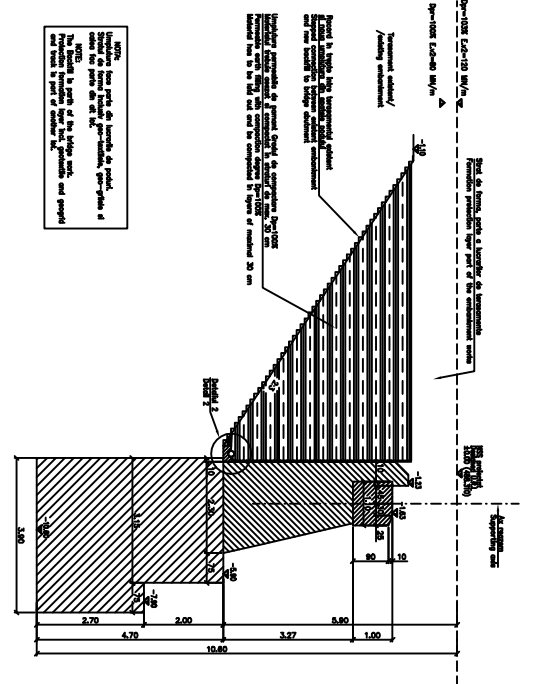
ELEVATION A-A  
Scale 1:50



SEZIONE TRANSVERSALE B-B  
B-B CROSS SECTION  
Scale 1:50



SEZIONE TRANSVERSALE D-D  
D-D CROSS SECTION  
Scale 1:50

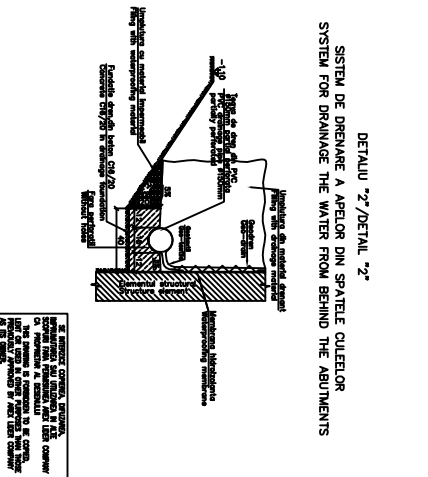
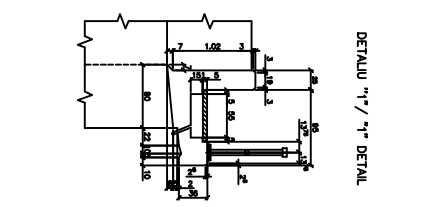
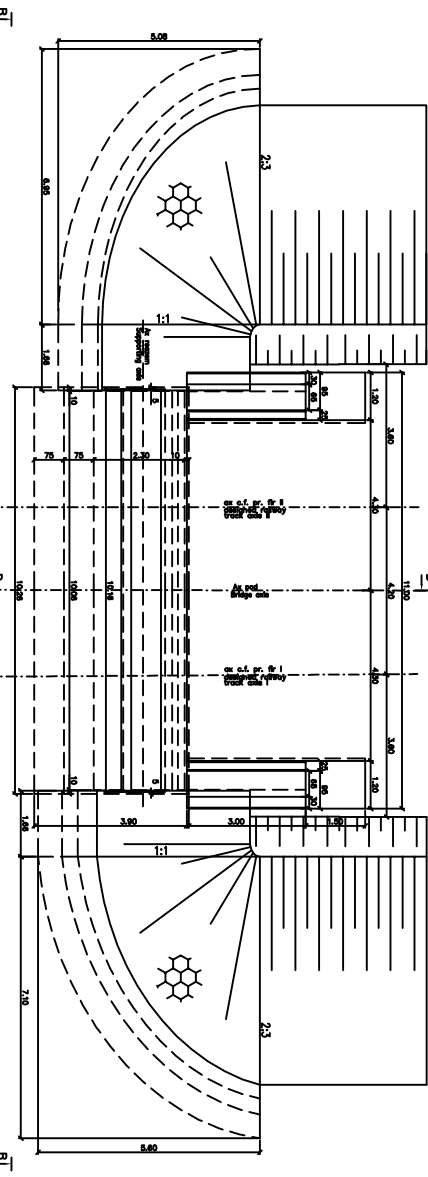


SEGNALI N. 1537  
BORCHIOLE N. 1537  
CANTONI

LEGENDA BETONELOR/CONCRETE LIST

[Symbol]	Concrete (C 20)
[Symbol]	Concrete (C 25)
[Symbol]	Concrete (C 30)
[Symbol]	Concrete (C 35)
[Symbol]	Concrete (C 40)
[Symbol]	Concrete (C 45)
[Symbol]	Concrete (C 50)

NOTE: The user has been advised to verify the general conditions...  
NOTE: The user has been advised to verify the general conditions...  
NOTE: The user has been advised to verify the general conditions...



CLIENT CLIENT  
CONSULTANT CONSULTANT  
SUBCONTRACTANT/SUBCONTRACTOR  
INTERVAL / SECTION FELDIOARA - APATA  
FOU Km 196+10/230 - PLAN COPRAL CUIEI  
BRIDGE Km 196+10/230 - FORMATION PLANE