SECTIUNE TRANSVERSALA B-B
B-B CROSS SECTION

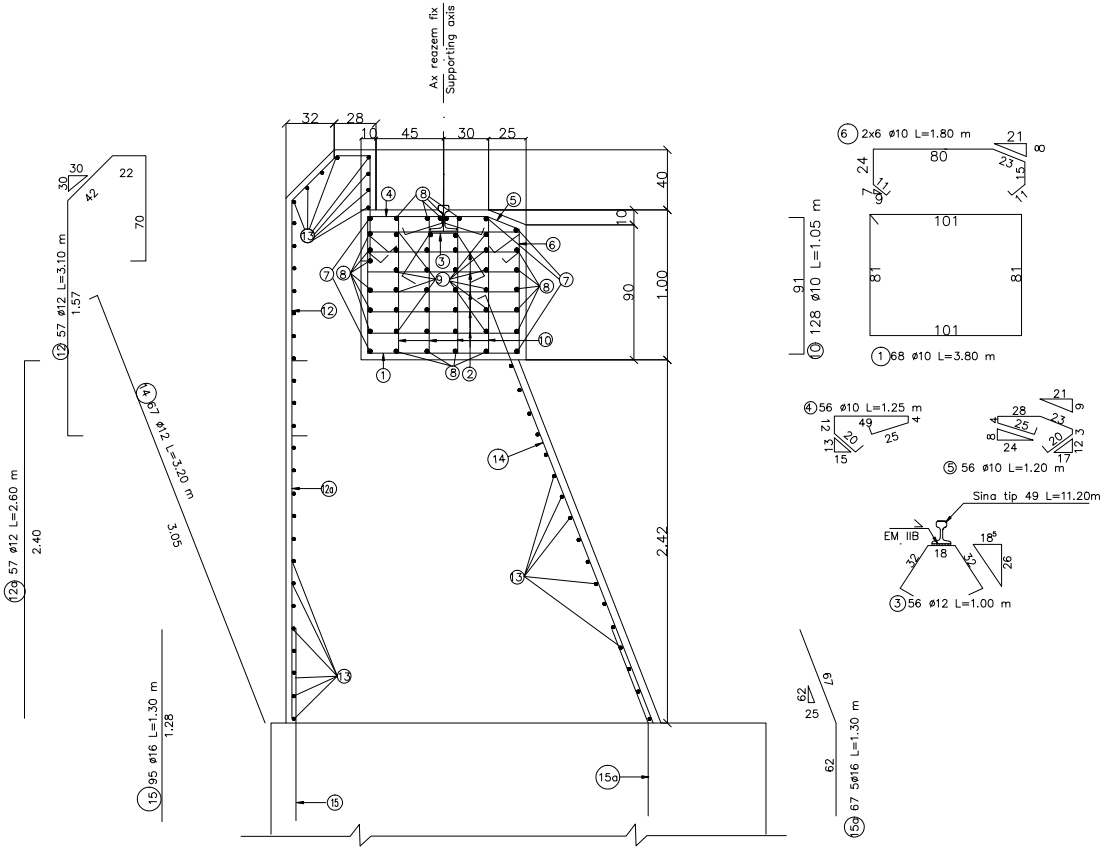
Ax reazem fix
Supporting axis
32
28
10
45
30
25
40
10
90
1.00
2.42
① ② ③ ④ ⑤ ⑥ ⑦ ⑧ ⑨ ⑩ ⑫ 12a ⑬ ⑭ ⑮ 15a
30
30
42
22
70
⑫ 57 ø12 L=3.10 m
1.57
12a 57 ø12 L=2.60 m
2.40
⑭ 67 ø12 L=3.20 m
3.05
⑮ 95 ø16 L=1.30 m
1.28
15a 67 5ø16 L=1.30 m
67
62
25
62
⑥ 2x6 ø10 L=1.80 m
80
24
21
8
23
15
11
7
9
11
⑩ 128 ø10 L=1.05 m
91
101
81
81
101
① 68 ø10 L=3.80 m
15
101
101
15
15
101
② 85 ø10 L=4.65 m
④ 56 ø10 L=1.25 m
49
12
4
20
25
13
15
28
21
9
4
25
23
8
24
20
3
12
17
⑤ 56 ø10 L=1.20 m
Sina tip 49 L=11.20m
EM IIB
18
32
32
18⁵
26
③ 56 ø12 L=1.00 m

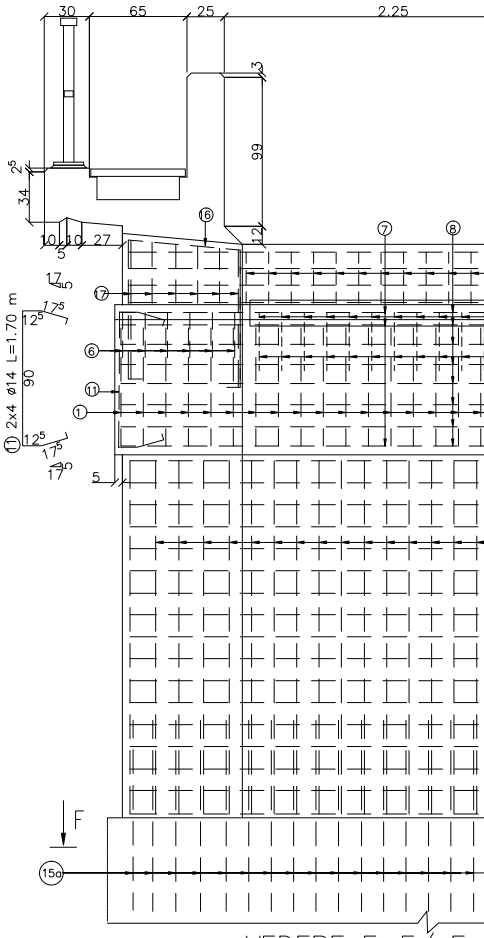
30
65
25
2.25
3
99
12
2⁵
34
10
10
27
5
⑯
⑦
⑧
17
5
⑰
⑪ 2x4 ø14 L=1.70 m
12⁵
17⁵
90
12⁵
17⁵
17
5
⑥
⑪
①
5
F
15a

VEDERE F-F/ F-

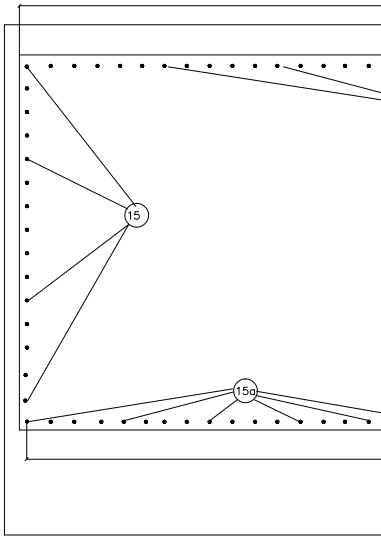

ELEVATIE A–A / A–A ELEVATION

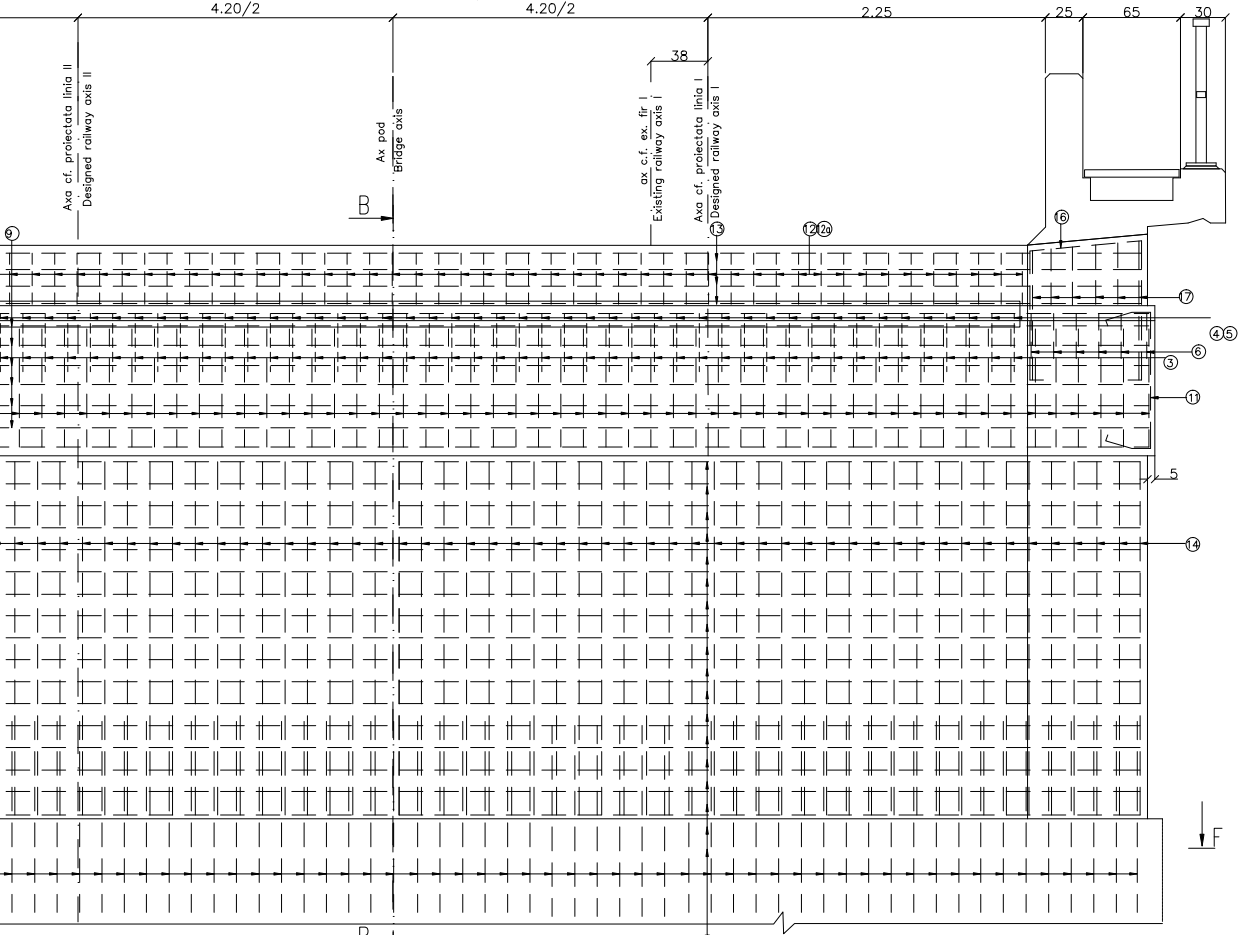
4.20/2
4.20/2
2.25
25
65
30
38
Axa cf. proiectata linia II
Designed railway axis II
Ax pod
Bridge axis
ax c.f. ex. fir I
Existing railway axis I
Axa cf. proiectata linia I
Designed railway axis I
B
B
⑨
⑬
⑫ 12a
⑯
⑰
④⑤
⑥
③
⑪
5
⑭
⑬
F

F VIEW

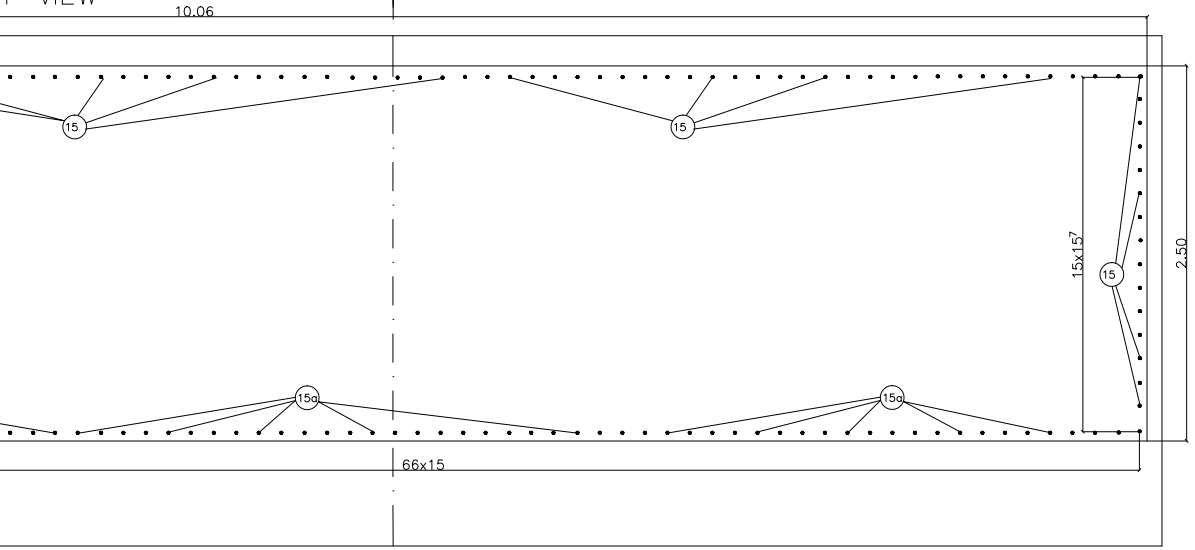
10.06
⑮
⑮
⑮
15a
15a
15x15⁷
2.50
66x15

⑯ 2x5 ø14 L=2.75m

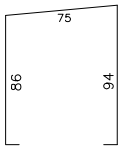

SECTIUNE

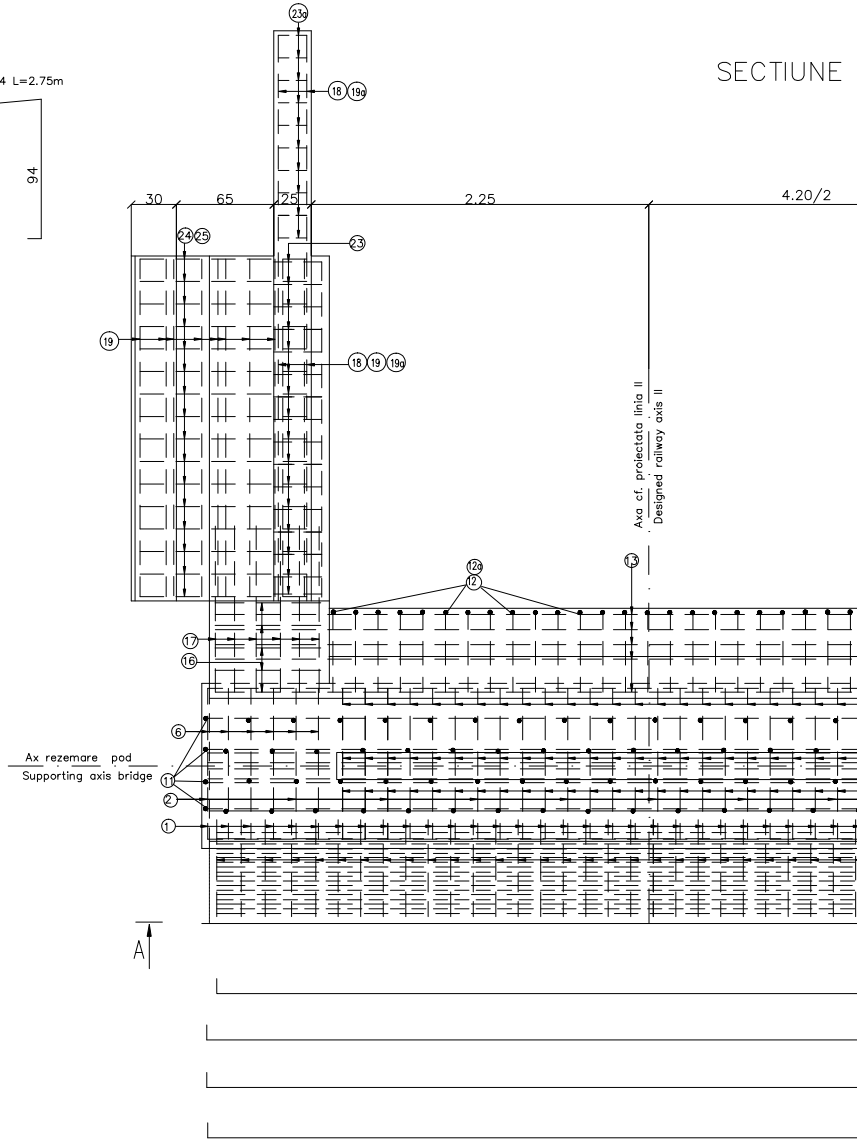
23a
⑱ 19a
30
65
25
2.25
4.20/2
㉔㉕
㉓
⑲
⑱⑲ 19a
Axa cf. proiectata linia II
Designed railway axis II
12a
⑫
⑬
⑰
⑯
⑥
Ax rezemare pod
Supporting axis bridge
⑪
②
①
A

F–F / F–F SECTION

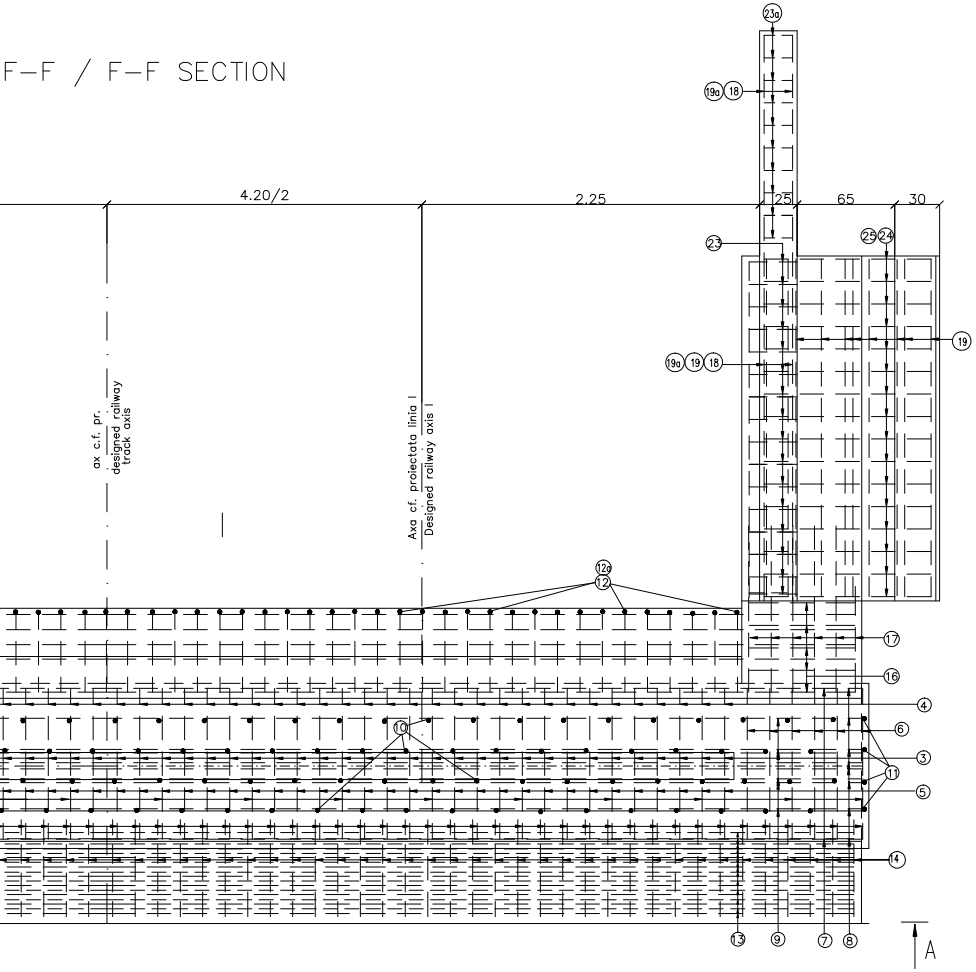

4.20/2
2.25
25
65
30
ax c.f. pr.
designed railway track axis
Axa cf. proiectata linia I
Designed railway axis I
23a
19a 18
23
25 24
19
19a 19 18
12a
12
17
16
4
6
10
3
11
5
14
13 9 7 8
A



13 48 ø12 L=10.15 m
9.98
7 5 ø16 L=10.30 m
10.08
8 20 ø14 L=10.30 m
10.08
9 24 ø12 L=10.25 m
10.08

VEDERE C–C/ C–C VIEW

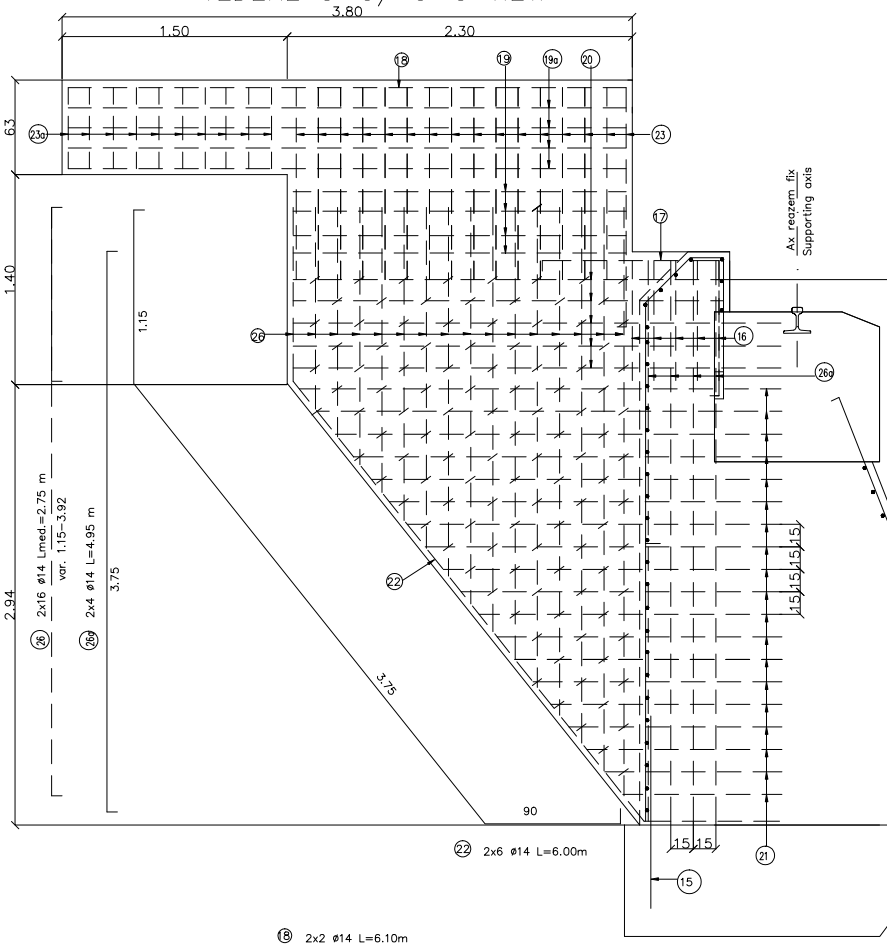

3.80
1.50
2.30
18
19
19a
20
63
23a
23
1.40
1.15
26
2.94
26 2x16 ø14 Lmed.=2.75 m var. 1.15–3.92
26a 2x4 ø14 L=4.95 m
3.75
22
3.75
90
17
Ax reazem fix
Supporting axis
16
26a
14
15 15 15 15
15 15
21
15
15a
22 2x6 ø14 L=6.00m

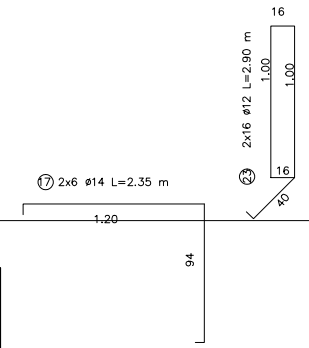

17 2x6 ø14 L=2.35 m
1.20
94
23 2x16 ø12 L=2.90 m
16
1.00
1.00
16
40

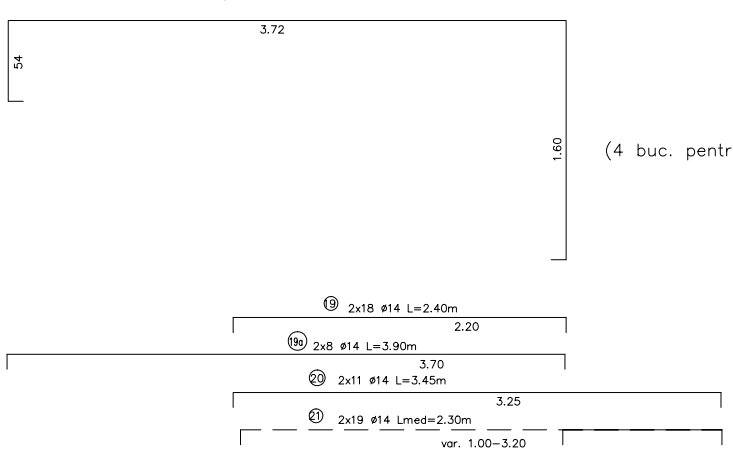

18 2x2 ø14 L=6.10m
3.72
54
1.60
19 2x18 ø14 L=2.40m
2.20
19a 2x8 ø14 L=3.90m
3.70
20 2x11 ø14 L=3.45m
3.25
21 2x19 ø14 Lmed=2.30m
var. 1.00–3.20

DALE PREFABRICATE DIN BE
CONCRETE PREFAB WSLABS TRU
Sc. 1:10

TIP 1/TYPE 1
(4 buc. pentru trotuar/4 piece for sidewalk)

(1 buc.

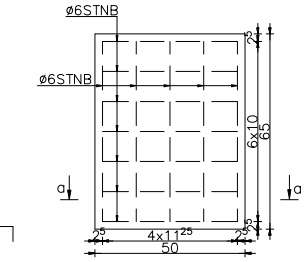

ø6STNB
ø6STNB
a
a
2.5
6x10
65
2.5
2.5
4x11.25
2.5
50

SECTIUNE a–a/a–a SECTION

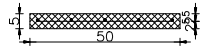

SECTIUNE C–C, D–D /C–C, D–D SECTION

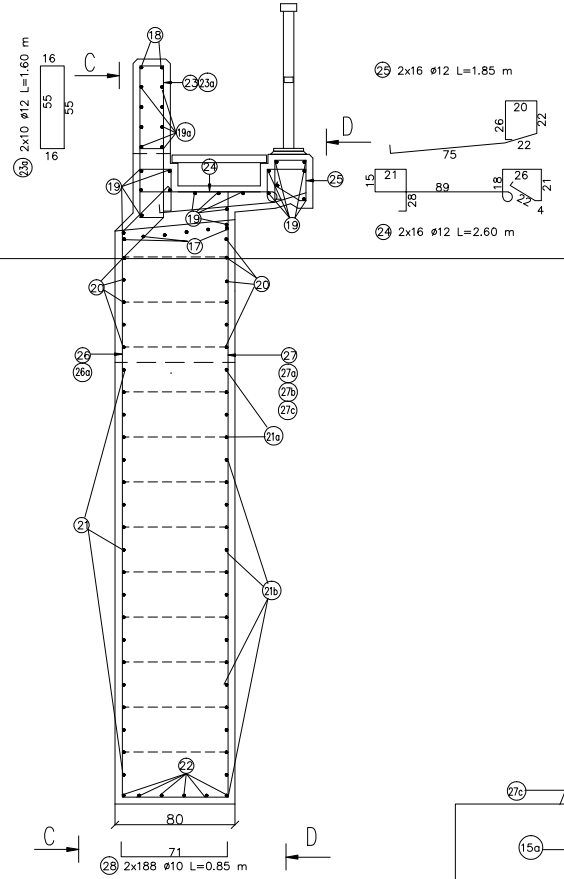
23a 2x10 ø12 L=1.60 m
16
55
55
16
C
18
23 23a
19a
19
24
25
17
D
20
26
26a
27
27a
27b
27c
21a
21
21b
22
80
71
28 2x188 ø10 L=0.85 m
25 2x16 ø12 L=1.85 m
20
26
22
22
75
15
21
28
89
18
26
21
22
4
24 2x16 ø12 L=2.60 m

VEDERE D–D/ D–D VIEW

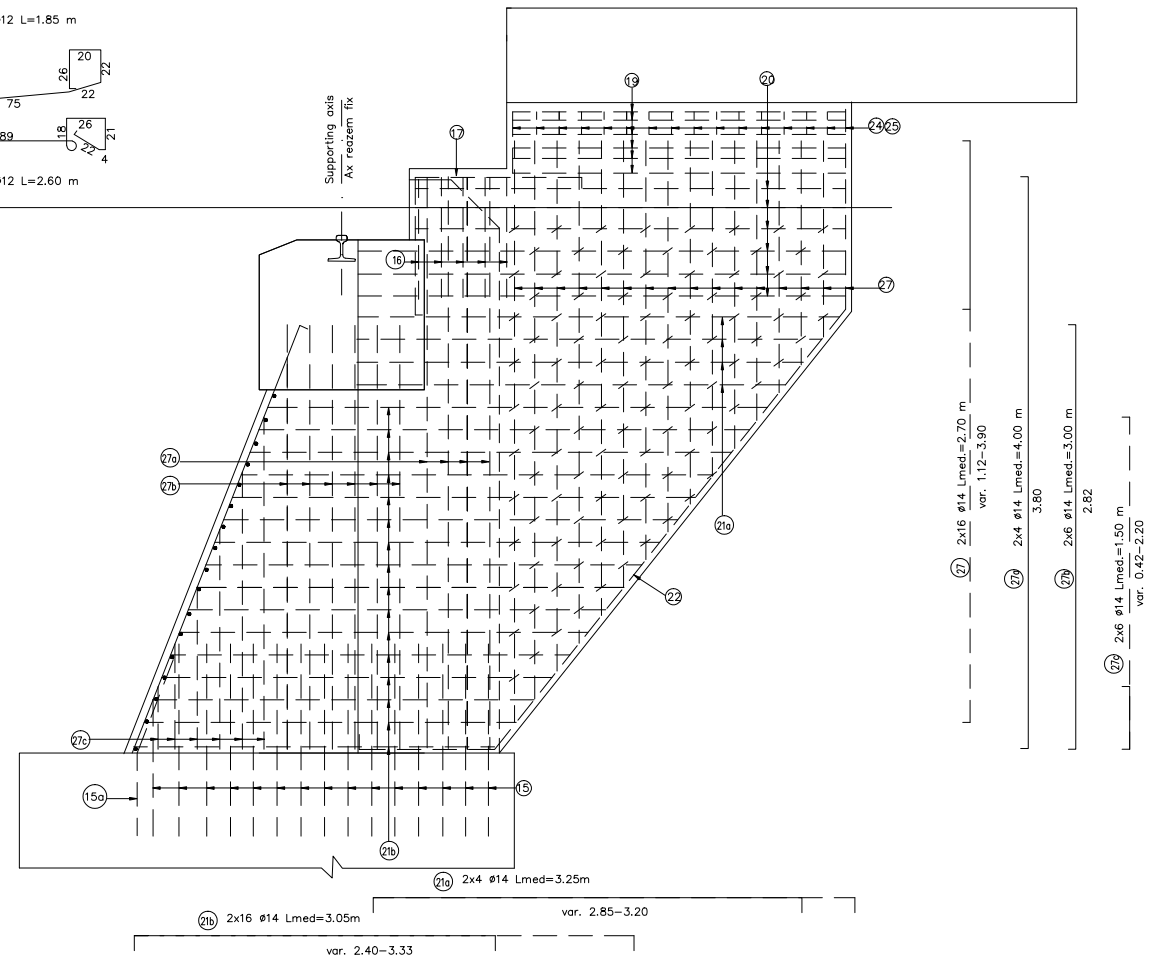
Supporting axis
Ax reazem fix
19
20
24 25
17
16
27
27a
27b
21a
22
27c
15a
15
21b
21a 2x4 ø14 Lmed=3.25m
var. 2.85–3.20
21b 2x16 ø14 Lmed=3.05m
var. 2.40–3.33
27 2x16 ø14 Lmed.=2.70 m
var. 1.12–3.90
27a 2x4 ø14 Lmed.=4.00 m
3.80
27b 2x6 ø14 Lmed.=3.00 m
2.82
27c 2x6 ø14 Lmed.=1.50 m
var. 0.42–2.20

EXTRAS DE ARMATURA PENTRU O CULEE
REINFORCEMENT FOR ONE ABUTMENT

Marca	Ø	Buc	Lung/buc(m)	S355			S345
				Ø10	Ø12	Ø14	Ø16
1	10	68	3,80	258,40			
2	10	85	4,65	395,25			
3	12	56	1,00		56,00		
4	10	56	1,25	70,00			
5	10	56	1,20	67,20			
6	10	12	1,80		21,60		
7	16	5	10,30				51,30
8	14	20	10,30			206,00	
9	12	24	10,25		246,00		
10	10	128	1,05	134,40			
11	14	8	1,70			13,60	
12	12	57	1,40		176,70		
12a	12	57	2,60		148,20		
13	12	48	10,15		487,20		
14	12	67	3,20		214,40		
15	16	95	1,30				123,50
15a	16	67	1,30				87,10
16	14	10	2,75			27,50	
17	14	12	2,35			28,20	
18	14	4	6,10			24,40	
19	14	36	2,40			86,40	
19a	14	16	3,90			62,40	
20	14	22	3,45			75,90	
21	14	38	Lmed=2,30			87,40	
21a	14	8	Lmed=3,25			26,00	
21b	14	32	Lmed=3,05			97,60	
22	14	12	6,00			72,00	
23	12	32	2,90		92,80		
23a	12	20	1,60		32,00		
24	12	32	2,60		83,20		
25	12	32	1,85		59,20		
26	14	32	Lmed=2,75			88,00	
26a	14	8	3.95			31,60	
27	14	32	Lmed=2,70			86,40	
27a	14	8	4,00			32,00	
27b	14	12	3,00			36,00	
27c	14	12	Lmed=1,50			18,00	
28	10	230	0,85	195,50			
LUNGIMI/Ø (m)				1142,35	1595,70	1099,40	261,90
GREUTATI/ML (kg)				0,617	0,888	1,208	1,578
GREUTATI/Ø				705	1420	1330	415
GREUTATI PE TIP DE OTEL (kg)				3455			415
PIERDERI 5% (kg)				200			
GREUTATE TOTALA CULEE (kg)				4070 rot. 4100			

TOTAL 2 CULEI /TOTAL 2 ABUTMENTS : 2 x 4100kg=8200kg

TON ARMATE CU S.T.N.B.
NFORCED

TIP 2/TYPE 2
. pentru trotuar/1 piece for sidewalk)

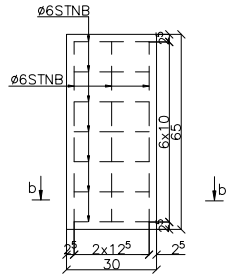
ø6STNB
ø6STNB
b
b
2^5
2^5
6x10
65
2^5
$2x12^5$
2^5
30

SECTIUNE b–b/b–b SECTION

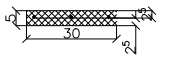

DALE PREFABRICATE DIN BETON
CONCRETE PREFAB SLABS
Sc. 1:20

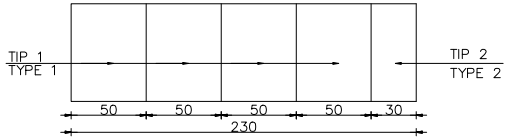
TIP 1
TYPE 1
TIP 2
TYPE 2
50
50
50
50
30
230

EXTRAS DE ARMATURA STNB PENTRU O CULEE DE CALE FERATA
TABLE FOR REINFORCEMENTS STNB FOR SINGLE ABUTMENT

TIP/TYPE	TIP ARMATURA TYEPE REINFOCEMENT	Nr. BUC. No. PIECE	kg/m	m/buc. m/piece	kg
TIP 1 TYPE 1	STNB 6 G.Q.283	8	0.222	6.15	11,00
TIP 2 TYPE 2	STNB 6 G.Q.283	2	0.222	3.70	1,65
				TOTAL	13.00kg

TOTAL POD (2 CULEI) /TOTAL BRIDGE (2 ABUTMENTS): 2 x 13kg=26kg

NOTA/NOTE

Pentru mentinerea pozitiei corecte in timpul betonarii, se vor monta distantieri minim 4buc./m². Distantierii trebuie legati cu sarma de carcasa de armatura.

In order to maintain the correct position during concreting, minimum 4pcs./m² distance pieces shall be mounted. The distance pieces shall be connected to the reinforcing framework, using wire.

Beton armat/Reinforced concrete:	– C35/45 bancheta, zid de garda/ bench,wall guard – C25/30 elevatie, ziduri intoarse/ elevation, reverted walls
Armatura / reinforcement:	–S355 (PC 52; ø10–ø14) –S345 (PC 52; ø16)
Strat de acoperire/concrete cover	– min. 4cm expunere in aer/air exposed

Se interzice copierea, difuzarea, imprumutarea sau utilizarea in alte scopuri, fara permisiunea AREX Lider Company ca proprietar al desenului. This drawing is forbidden to be copied, lent or used in other purposes than those previously approved by AREX Lider Company as its owner.

D					
C					
B					
A					
Indice **Index**	**Data** **Date**	**Modificare** **Modification/Revision**	**Proiectant** **Designer**	**Aprobat Consultant** **Approved Consultant**	**Aprobat CFR** **Approved CFR**

GUVERNUL ROMANIEI
ROMANIAN GOVERNMENT

PROIECT FINANȚAT DE UNIUNEA EURO
EUROPEAN UNION FINANCED PR

C.N.C.F. "C.F.R." - S.A.

CLIENT / CLIENT

ITALFERR
GRUPPO FERROVIE DELLO STATO
Joint Venture leader

Scott Wilson

OBERMEYER
PLANEN + BERATEN GmbH

TECNIC
Consulting Engineers

CONSULTANT / CONSULTANT

			Data **Date**	**Semnătură** **Signature**
Aprobat **Approved**	**Şef proiect** **Project manager**	**R. Liuzza**		
Aprobat **Approved**	**Coordonator Secțiune 1** **Section 1 Coordinator**	**C. Gambelli**		
Verificat **Checked**	**Expert Cheie** **Checking Expert**	**V. Kallidromitis**		VK

SUBCONTRACTANT / SUBCONTRACTOR

AREX Lider COMPANY

Aprobat **Approved**	**Responsabil Subconsultant** **Subconsultant Responsible**	**A.Stanciu - Dinulescu**	**01.2012**	
Întocmit **Elaborated**	**Proiectant** **Designer**	**Mihai Ady Nicolae**	**01.2012**	

Reabilitarea liniei de cale ferata Brașov - Simeria, parte componentă a coridorului IV Pan European, pentru circulația trenurilor cu viteza maximă de 160 km/h,
Tronsonul : Brașov - Sighișoara
Rehabilitation of the railway line Brașov - Simeria, component Part of the IV Pan-European Corridor, for the trains circulation with maximum speed of 160 km/h,
Section : Brașov - Sighișoara

Proiect/Project
2004/RO/16/P/PA/003

Faza / Phase:
D.E. / E.D.

Denumire desen / Drawing Title :

INTERVAL / SECTION: FELDIOARA – APATA
POD/BRIDGE Km.198+228,430 L=11.00m
PLAN ARMARE CULEE
ABUTMENTS REINFORCEMENT PLAN

Codificare / Codification System	**Scara / Scale** 1:25	**LOT / LOT**	**Nr. / No** **01 / 01**

E A 5 1 | 0 1 | E | 0 8 | B C | P V | 0 1 | 1 | 2 | 0 0 7 | 0