SECTIUNE TRANSVERSALA TABLIER POD
BRIDGE DECK CROSS SECTION

sc. 1:20

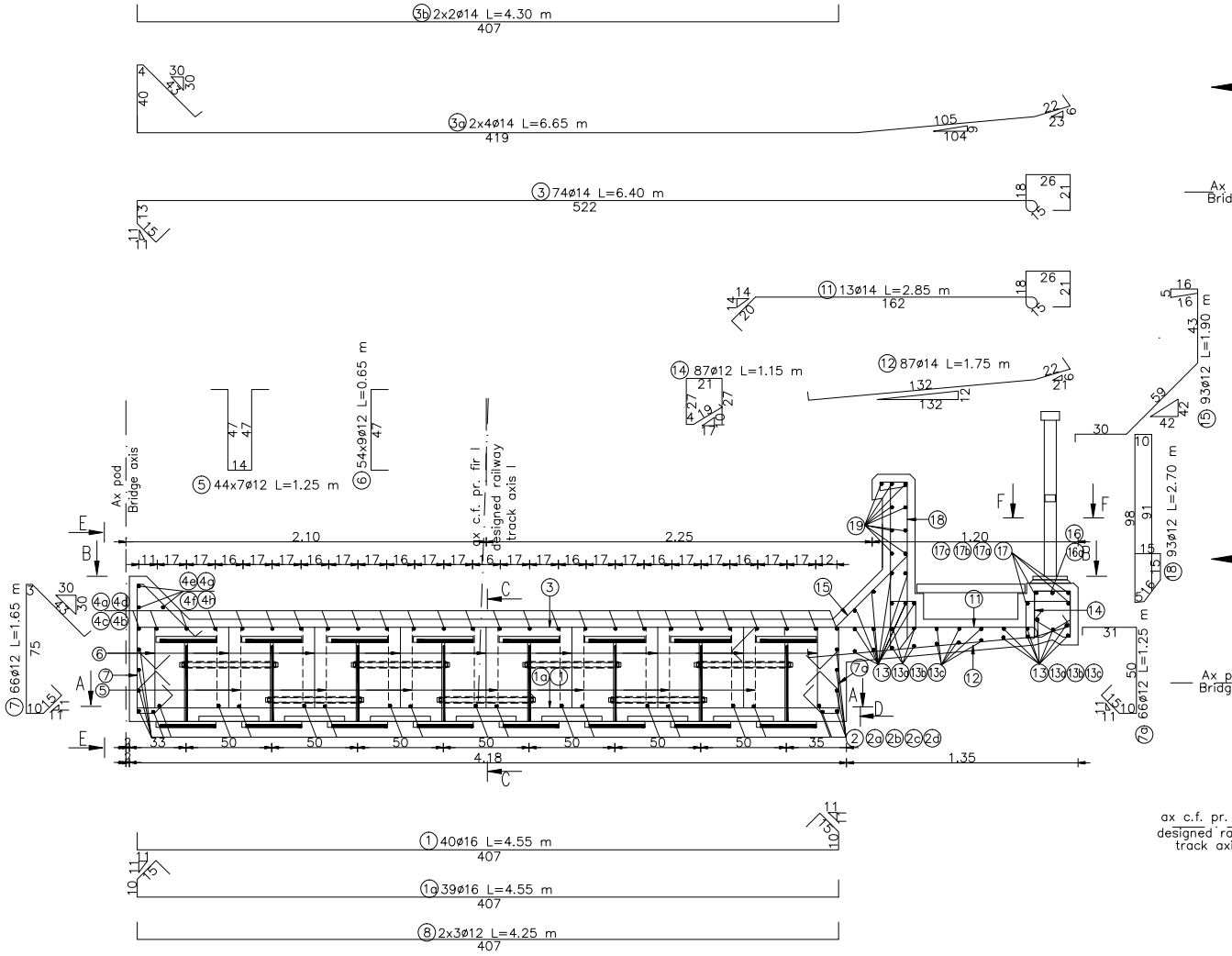
③b 2x2ø14 L=4.30 m
407
③a 2x4ø14 L=6.65 m
419
105
104
22
23
③ 74ø14 L=6.40 m
522
26
21
18
⑪ 13ø14 L=2.85 m
162
⑫ 87ø14 L=1.75 m
132
⑭ 87ø12 L=1.15 m
⑤ 44x7ø12 L=1.25 m
⑥ 54x9ø12 L=0.65 m
⑮ 93ø12 L=1.90 m
⑱ 93ø12 L=2.70 m
⑦a 66ø12 L=1.25 m
⑦ 66ø12 L=1.65 m
Ax pod
Bridge axis
ax c.f. pr. fir I
designed railway
track axis I
2.10
2.25
1.20
4.18
1.35
E
B
C
A
F
D
④e ④g ④f ④h ④a ④d ④c ④b
⑰a ⑰b ⑰a ⑰
⑯ ⑯a
⑬ ⑬a ⑬b ⑬c
⑲
② ②a ②b ②c ②d
① ①a
① 40ø16 L=4.55 m
407
①a 39ø16 L=4.55 m
407
⑧ 2x3ø12 L=4.25 m
407

SECTIUNE A-A
A-A SECTION

sc. 1:50

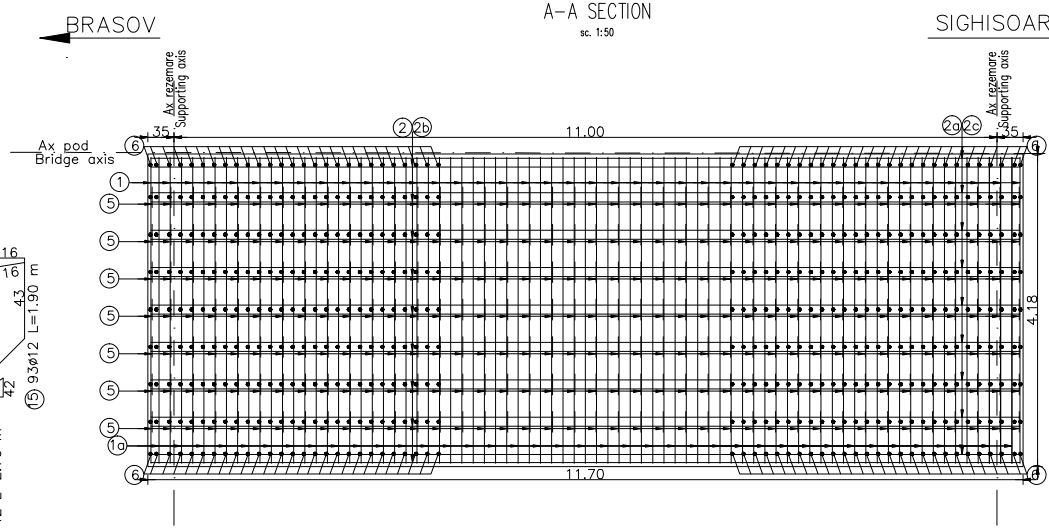
BRASOV
SIGHISOAR
Ax rezemare
Supporting axis
Ax pod
Bridge axis
35
② ②b
②a ②c
11.00
11.70
4.18
①
⑤
①a
⑥

SECTIUNE B-B
B-B SECTION

sc. 1:50

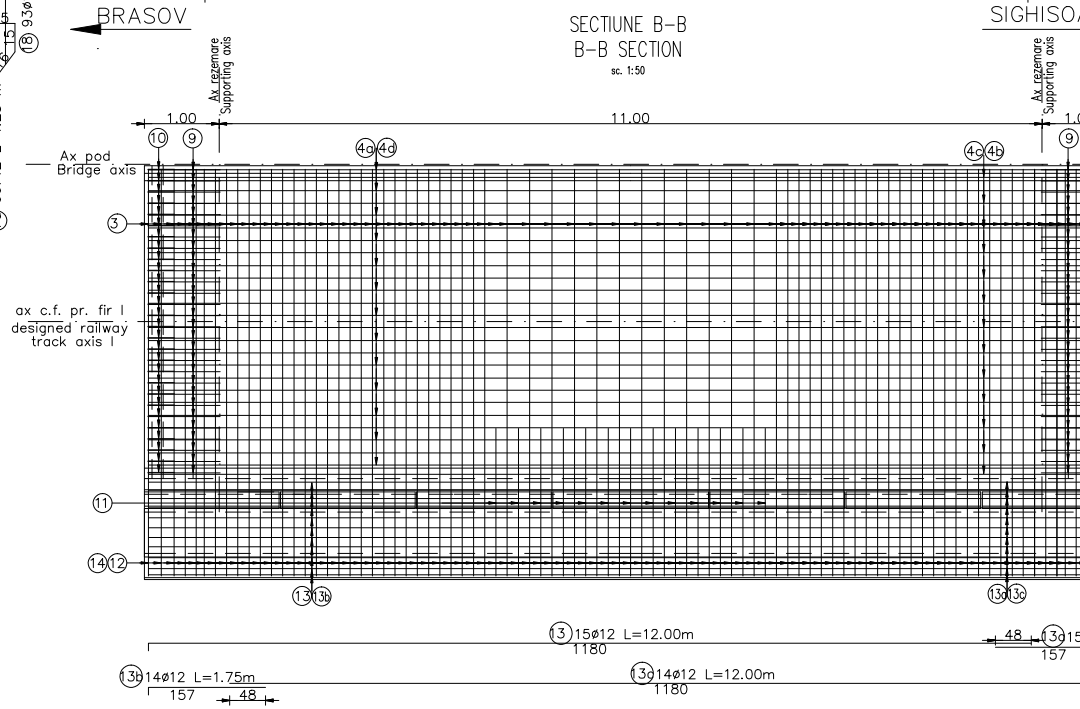
BRASOV
SIGHISOA
Ax rezemare
Supporting axis
1.00
11.00
⑩
⑨
④a ④d
④c ④b
Ax pod
Bridge axis
③
ax c.f. pr. fir I
designed railway
track axis I
⑪
⑭ ⑫
⑬ ⑬b
⑬a ⑬c
⑬ 15ø12 L=12.00m
1180
⑬b 14ø12 L=1.75m
157
48
⑬c 14ø12 L=12.00m
1180
48
⑬a 15
157

DETALIU "a" (STAS 10111/2-87)
"a" DETAIL (STAS 10111/2-87)

sc. 1:10

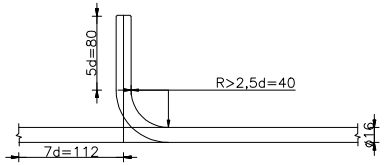
5d=80
R>2,5d=40
7d=112
ø16

Beton: Concrete:	– C30/37 suprastructura/superstructure
Tipul grinzilor: Beams type:	– grinzi metalice sudate/steel welded girders
Otel pentru grinzi: Steel for the beams:	– (OL 37-EP) $S275J_3G_3$ (EN 10025/2004)
Armatura: Reinforcement:	– S355;S345
Strat de acoperire: Concrete cover	– min. 4cm expunere in aer/air exposed

SECTIUNE C-C/C-C SECTION

sc. 1:20

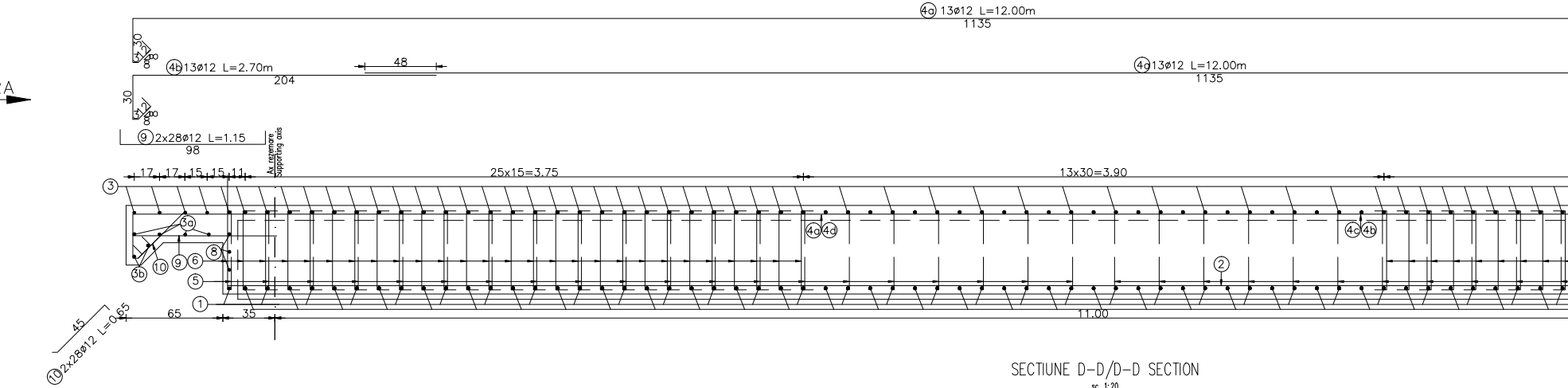

(4a) 13ø12 L=12.00m
1135
(4b) 13ø12 L=2.70m
204
48
(4a) 13ø12 L=12.00m
1135
30
(9) 2x28ø12 L=1.15
98
Ax rezemare
Supporting axis
17 17 15 15 11
25x15=3.75
13x30=3.90
(3)
(3a)
(3b)
(10)
(9)
(6)
(8)
(5)
(1)
(4c)(4d)
(4c)(4b)
(2)
65
35
11.00
45
(10) 2x28ø12 L=0.65
ARA

SECTIUNE D-D/D-D SECTION

sc. 1:20

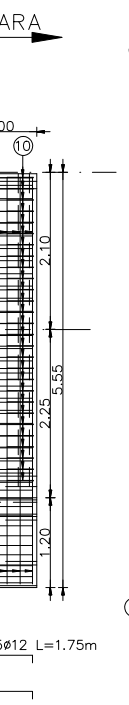

ARA
00
(10)
2.10
5.55
2.25
1.20
ø12 L=1.75m

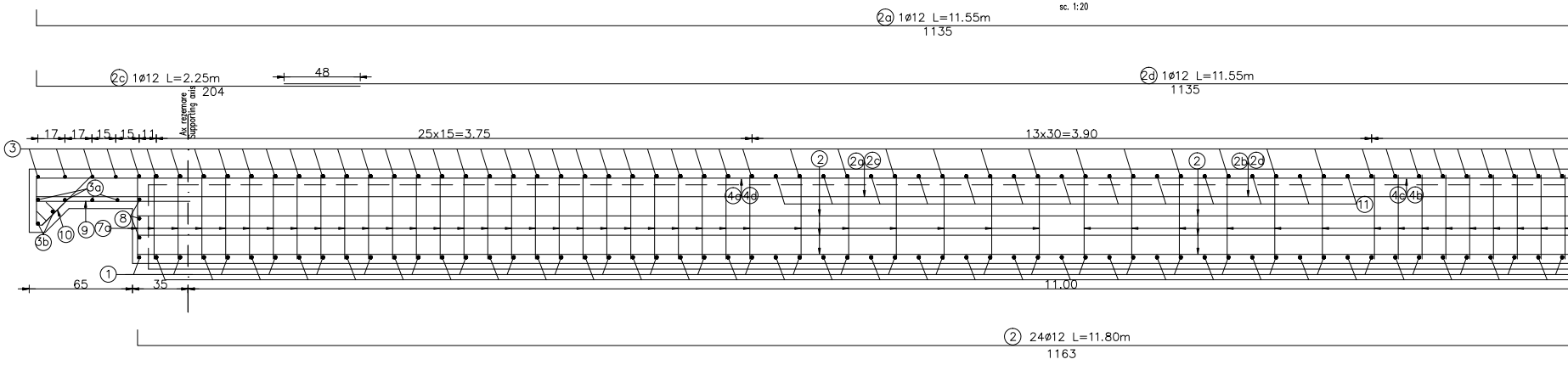

(2a) 1ø12 L=11.55m
1135
(2c) 1ø12 L=2.25m
204
48
(2d) 1ø12 L=11.55m
1135
Ax rezemare
Supporting axis
17 17 15 15 11
25x15=3.75
13x30=3.90
(3)
(3a)
(3b)
(10)
(9)
(7a)
(8)
(1)
(4c)(4d)
(2)
(2a)(2c)
(2)
(2b)(2d)
(11)
(4c)(4b)
65
35
11.00
(2) 24ø12 L=11.80m
1163

SECTIUNE E-E/E-E SECTION

sc. 1:20

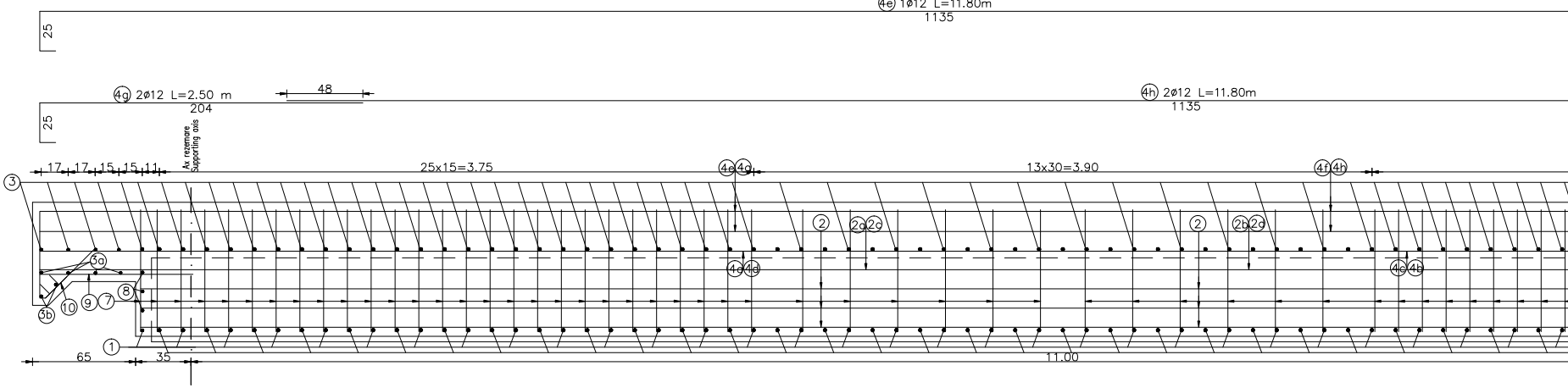

(4e) 1ø12 L=11.80m
1135
25
(4g) 2ø12 L=2.50 m
204
48
(4h) 2ø12 L=11.80m
1135
25
Ax rezemare
Supporting axis
17 17 15 15 11
25x15=3.75
13x30=3.90
(4e)(4g)
(4f)(4h)
(3)
(2)
(2a)(2c)
(2)
(2b)(2d)
(4c)(4d)
(4c)(4b)
(3a)
(3b)
(10)
(9)
(7)
(8)
(1)
65
35
11.00

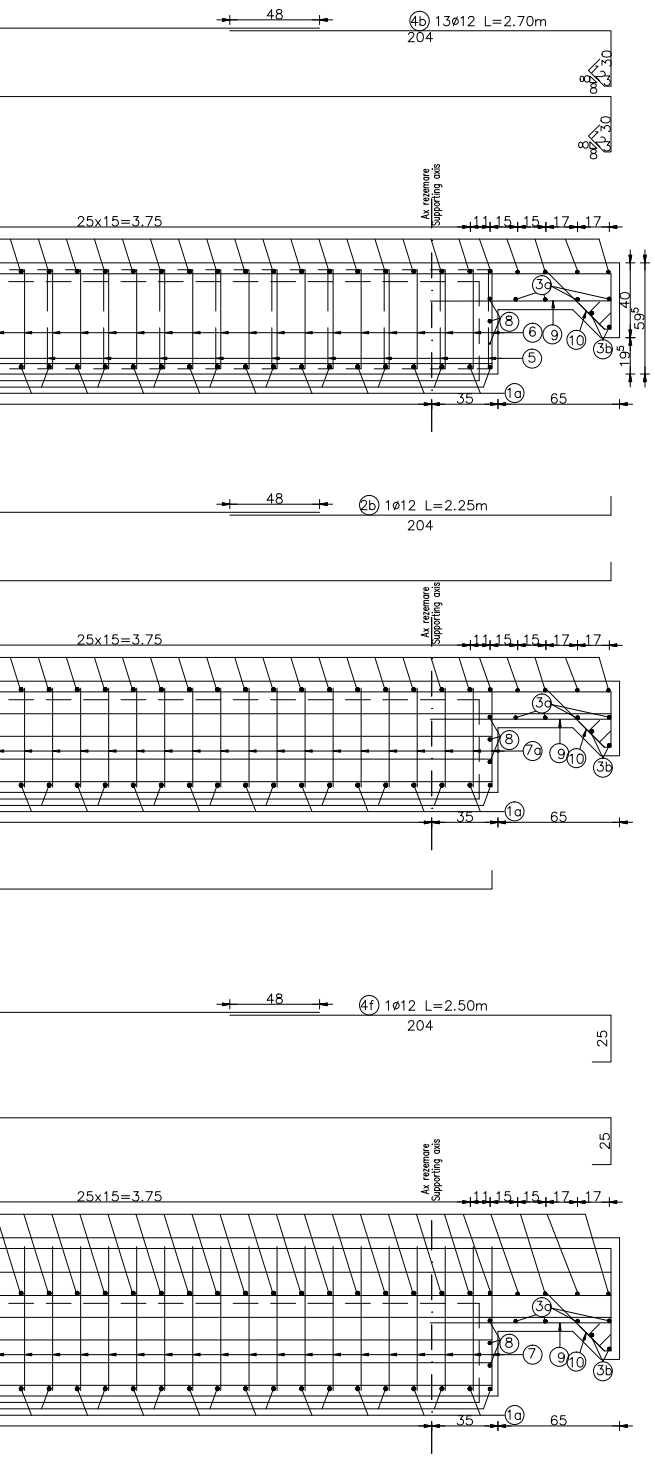
48
4b 13ø12 L=2.70m
204
8
30
8
30
Ax rezemare
Supporting axis
25x15=3.75
11 15 15 17 17
40
59⁵
19⁵
3a
8
6
9
10
3b
5
1a
35
65
48
2b 1ø12 L=2.25m
204
Ax rezemare
Supporting axis
25x15=3.75
11 15 15 17 17
3a
8
7a
9
10
3b
1a
35
65
48
4f 1ø12 L=2.50m
204
25
25
Ax rezemare
Supporting axis
25x15=3.75
11 15 15 17 17
3a
8
7
9
10
3b
1a
35
65

VEDERE F-F/VIEW F-F

sc. 1:20

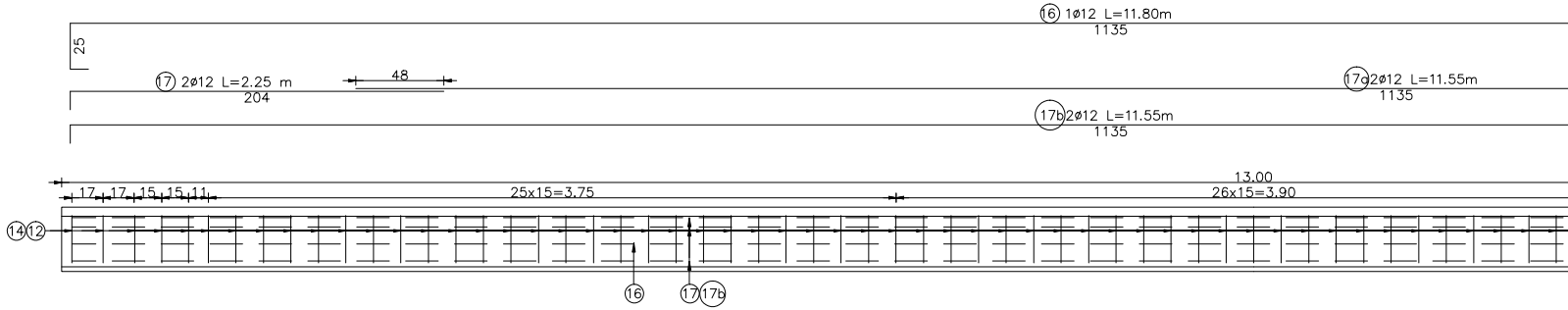
16 1ø12 L=11.80m
1135
25
17 2ø12 L=2.25 m
204
48
17a 2ø12 L=11.55m
1135
17b 2ø12 L=11.55m
1135
13.00
17 17 15 15 11
25x15=3.75
26x15=3.90
14 12
16
17 17b

VEDERE G-G/VIEW G-G

sc. 1:20

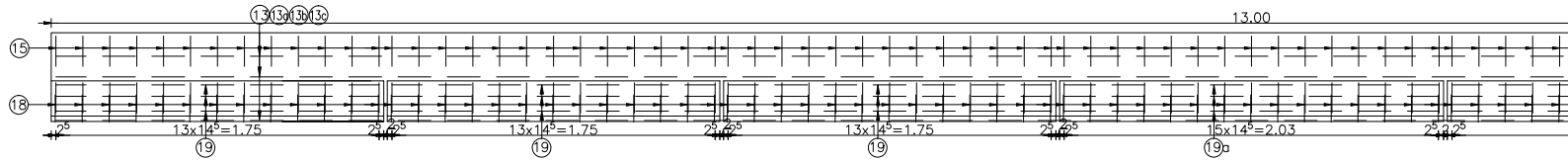
13 13a 13b 13c
13.00
15
18
2⁵
13x14⁵=1.75
2⁵ 2 2⁵
13x14⁵=1.75
2⁵ 2 2⁵
13x14⁵=1.75
2⁵ 2 2⁵
15x14⁵=2.03
2⁵ 2 2⁵
19
19
19
19a

VEDERE H-H/VIEW H-H

sc. 1:20

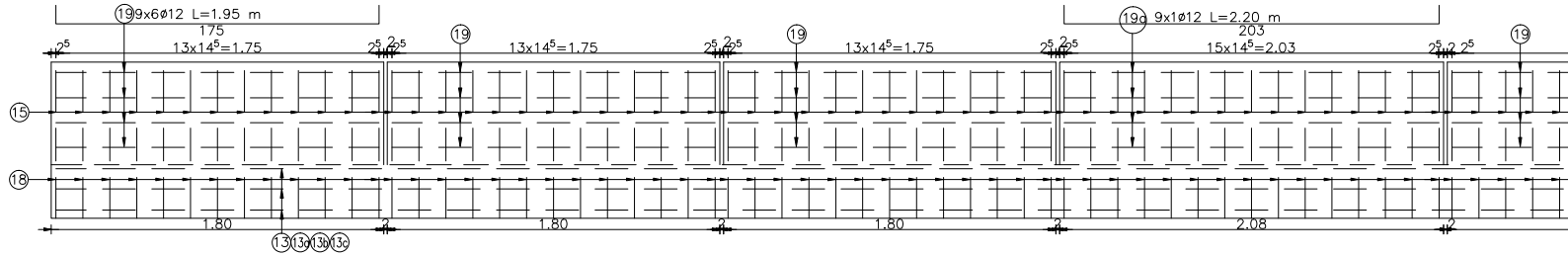
19 9x6ø12 L=1.95 m
175
19a 9x1ø12 L=2.20 m
203
2⁵
13x14⁵=1.75
2⁵ 2 2⁵
19
13x14⁵=1.75
2⁵ 2 2⁵
19
13x14⁵=1.75
2⁵ 2 2⁵
15x14⁵=2.03
2⁵ 2 2⁵
19
15
18
1.80
2
1.80
2
1.80
2
2.08
2
13 13a 13b 13c


48
16a 1ø12 L=2.50m
204
25
48
17c 2ø12 L=2.25m
204
25x15=3.75
11 15 15 17 17
5
27.5
35
2.5
16a
17a
17c
13 13a 13b 13c
26
48
22
13x14⁵=1.75
2⁵ 2 2⁵
13x14⁵=1.75
2⁵ 2 2⁵
13x14⁵=1.75
2⁵
19
19
19
19
19
13x14⁵=1.75
2⁵ 2 2⁵
13x14⁵=1.75
2⁵ 2 2⁵
13x14⁵=1.75
2⁵ 2
55
84
29
1.80
2
1.80
2
1.80
2
13 13a 13b 13c

Se interzice copierea, difuzarea, imprumutarea sau utilizarea in alte scopuri, fara permisiunea AREX Lider Company ca proprietar al desenului.
This drawing is forbidden to be copied, lent or used in other purposes than those previously approved by AREX Lider Company as its owner.

EXTRAS DE ARMATURA TABLIER LINIA 1
TABLE FOR REINFORCEMENTS FOR DECK RAILWAY 1

Marca	Diametru	Lung./buc.[m]	Nr.buc.	S355		S345
				⌽C12	⌽C14	⌽C16
1	16	4.55	40			182.00
1a	16	4.55	39			177.45
2	12	11.80	24	283.20		
2a	12	11.55	1	11.55		
2b	12	2.25	1	2.25		
2c	12	2.25	1	2.25		
2d	12	11.55	1	11.55		
3	14	6.40	74		473.60	
3a	14	6.55	8		52.40	
3b	14	4.30	4		17.20	
4a	12	12.00	13	156.00		
4b	12	2.70	13	35.10		
4c	12	2.70	13	35.10		
4d	12	12.00	13	156.00		
4e	12	11.80	1	11.80		
4f	12	2.50	1	2.50		
4g	12	2.50	2	5.00		
4h	12	11.80	2	23.60		
5	12	1.25	280	350.00		
6	12	0.65	486	315.90		
7	12	1.65	66	108.90		
7a	12	1.25	66	82.50		
8	12	4.25	6	25.50		
9	12	1.15	56	64.40		
10	12	0.65	56	64.40		
11	14	2.85	13		37.05	
12	14	1.75	87		152.25	
13	12	12.00	15	180.00		
13a	12	1.75	15	26.25		
13b	12	1.75	14	24.50		
13c	12	12.00	14	168.00		
14	12	1.15	87	100.05		
15	12	1.90	93	176.70		
16	12	11.80	1	11.80		
16a	12	2.50	1	2.50		
17	12	2.25	2	4.50		
17a	12	11.55	2	23.10		
17b	12	11.55	2	23.10		
17c	12	2.25	2	4.50		
18	12	2.70	93	251.10		
19	12	1.95	54	105.30		
19a	12	2.20	9	19.80		
Lungimi totale pe diametre			(m)	2868.70	732.50	359.45
Masa pe metru liniar			(kg/ml)	0.888	1.208	1.578
Masa pe diametre			(kg)	2546.90	885.20	567.40
Masa pe tip otel			(kg)	3435.00		570.00
Masa totala tablier			(kg)	4005.00		
Pierderi 5%			(kg)	200.25		
Masa totala tablier linia 1			(kg)	4250.00		
Masa totala tablier linia 1 si linia 2			(kg)	8500.00		

D					
C					
B					
A					
Indice Index	Data Date	Modificare Modification/Revision	Proiectant Designer	Aprobat Consultant Approved Consultant	Aprobat CFR Approved CFR

GUVERNUL ROMANIEI
ROMANIAN GOVERNMENT

PROIECT FINANȚAT DE UNIUNEA EURO
EUROPEAN UNION FINANCED PR

CLIENT / CLIENT

C.N.C.F. "C.F.R." - S.A.

ITALFERR
GRUPPO FERROVIE DELLO STATO
Joint Venture leader

Scott Wilson

OBERMEYER
PLANEN + BERATEN GmbH

TECNIC
Consulting Engineers

CONSULTANT / CONSULTANT

			Data Date	Semnătură Signature
Aprobat Approved	Șef proiect Project manager	R. Liuzza		
Aprobat Approved	Coordonator Secțiune 1 Section 1 Coordinator	C. Gambelli		
Verificat Checked	Expert Cheie Checking Expert	V. Kallidromitis		

SUBCONTRACTANT / SUBCONTRACTOR

AREX Lider COMPANY

Aprobat Approved	Responsabil Subconsultant Subconsultant Responsible	A.Stanciu - Dinulescu	02.2012	
Întocmit Elaborated	Proiectant Designer	Dinu Andreea	02.2012	

Reabilitarea liniei de cale ferata Brașov - Simeria, parte componentă a coridorului IV Pan European, pentru circulația trenurilor cu viteza maximă de 160 km/h,
Tronsonul : Brașov - Sighișoara
Rehabilitation of the railway line Brașov - Simeria, component Part of the IV Pan-European Corridor, for the trains circulation with maximum speed of 160 km/h,
Section : Brașov - Sighișoara

Proiect/Project
2004/RO/16/P/PA/003

Faza / Phase:
D.E. / E.D.

Denumire desen / Drawing Title :

INTERVAL / SECTION FELDIOARA - APATA

POD Km.198+228.43 L=11.00m/PLAN ARMARE SUPRASTRUCTURA
BRIDGE Km.198+228.43 D=11.00m/SUPERSTRUCTURE REINFORCEMENT PLAN

Codificare / Codification System	Scara / Scale 1:20	LOT / LOT	Nr. / No 01 / 01

E A 5 1 | 0 1 | E | 0 8 | B C | P V | 0 1 | 1 | 3 | 0 0 8 | 0