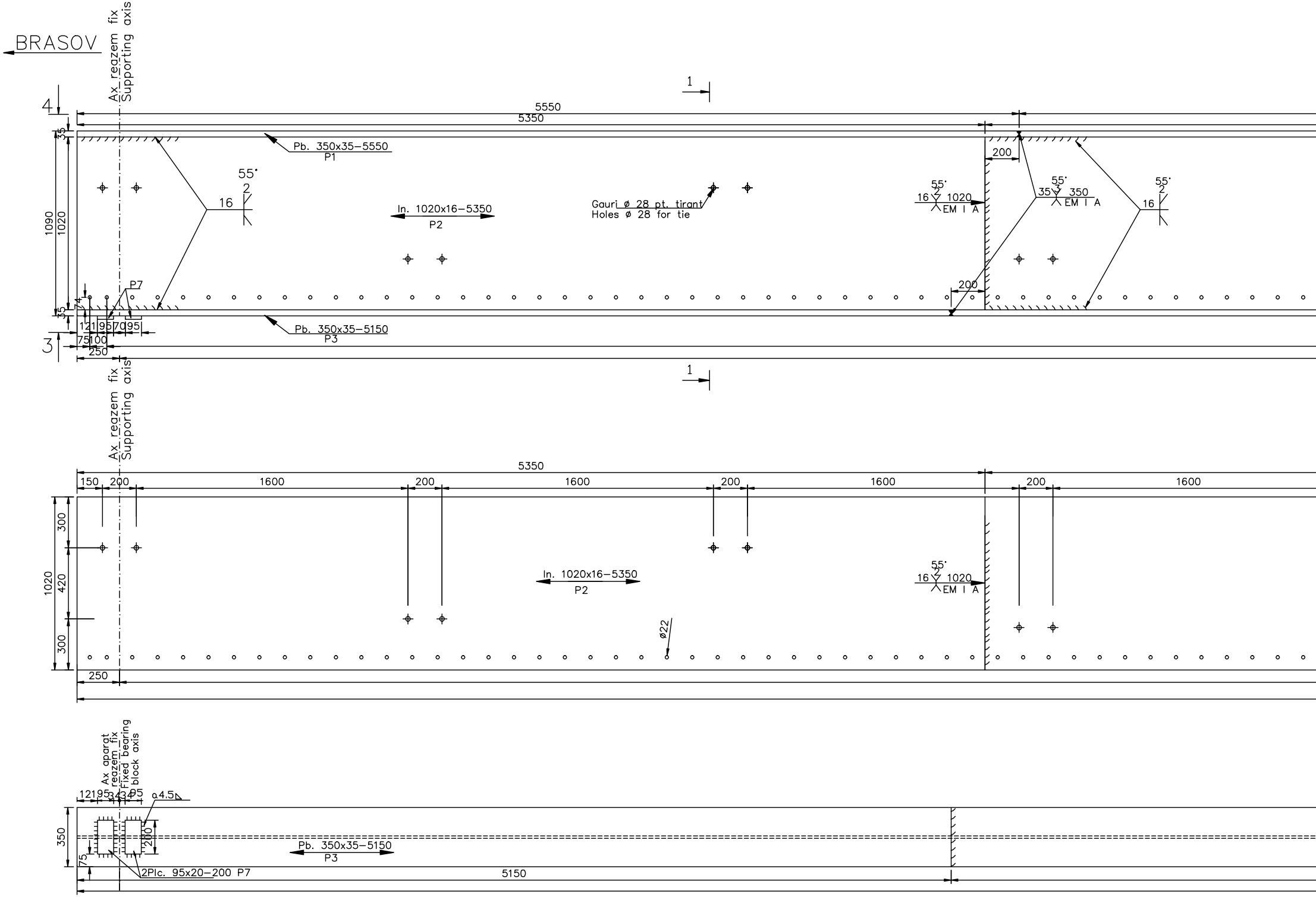
BRASOV
Ax reazem fix
Supporting axis
4
3
1
5550
5350
Pb. 350x35–5550
P1
55°
2
16
In. 1020x16–5350
P2
Gauri ø 28 pt. tirant
Holes ø 28 for tie
16 1020
EM I A
35 350
200
P7
Pb. 350x35–5150
P3
1090
1020
35
74
121 95 70 95
75 100
250
150
1600
300
420
ø22
Ax aparat reazem fix
Fixed bearing block axis
121 95 34 34 95
a4.5
350
200
75
2Plc. 95x20–200 P7
5150

ELEVATIE GRINDA METALICA TIP 1
ELEVATION OF THE METALLIC GIRDER TYPE 1

Sc.1:20

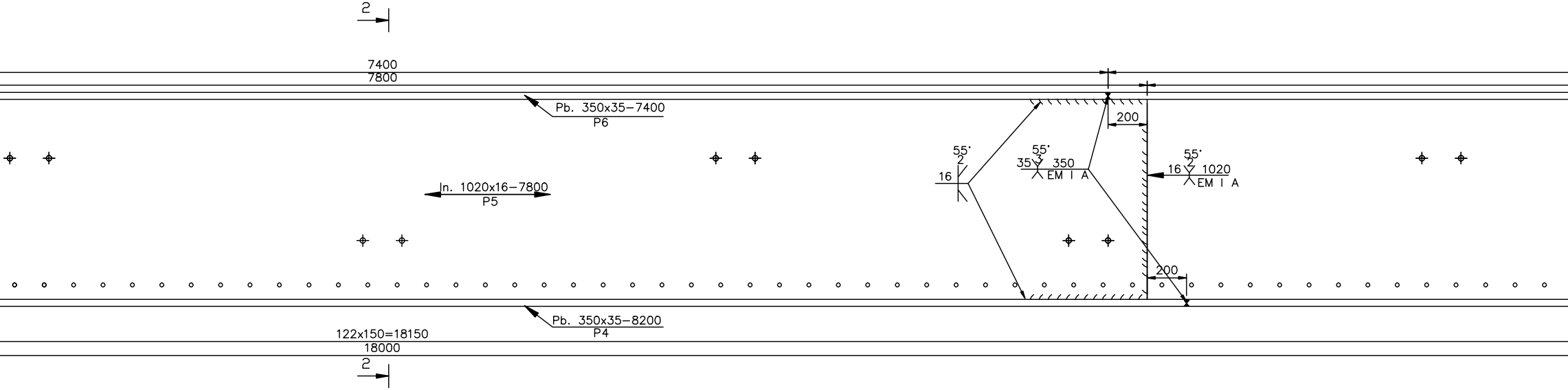
2
7400
7800
Pb. 350x35–7400
P6
200
55˚
2
16
55˚
3
35
350
EM I A
55˚
2
16
1020
EM I A
In. 1020x16–7800
P5
200
Pb. 350x35–8200
P4
122x150=18150
18000
2

DETALII PENTRU INIMA GRINZII METALICE TIP 1
DETAILS FOR THE METALLIC GIRDER WEB TYPE 1

Sc.1:20

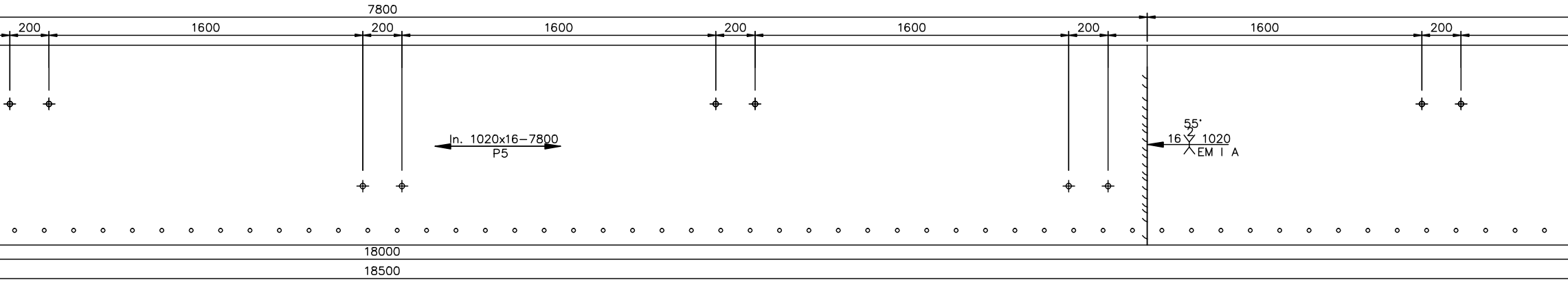
7800
200
1600
200
1600
200
1600
200
1600
200
In. 1020x16–7800
P5
55˚
2
16
1020
EM I A
18000
18500

VEDERE 3–3 / VIEW 3–3

Sc.1:20

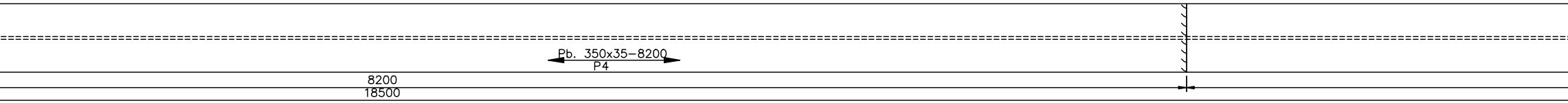
Pb. 350x35–8200
P4
8200
18500

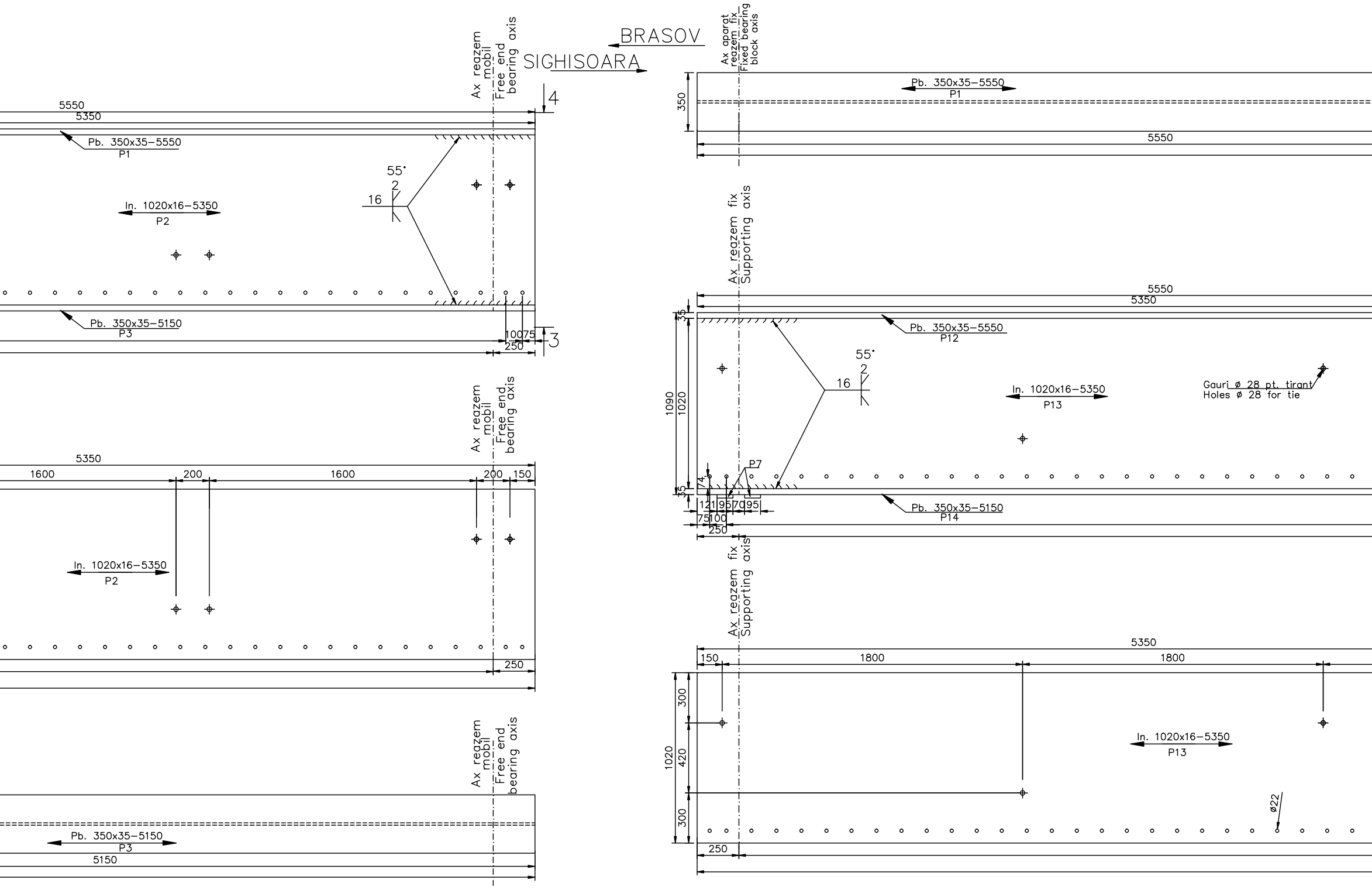

BRASOV
SIGHISOARA
Ax reazem mobil
Free end bearing axis
Ax aparat reazem fix
Fixed bearing block axis
Ax reazem fix
Supporting axis
5550
5350
4
3
Pb. 350x35−5550
P1
In. 1020x16−5350
P2
55°
2
16
Pb. 350x35−5150
P3
100
75
250
1600
200
1600
200
150
5150
350
Pb. 350x35−5550
P12
In. 1020x16−5350
P13
Gauri ø 28 pt. tirant
Holes ø 28 for tie
Pb. 350x35−5150
P14
P7
1090
1020
35
14
121
95
70
95
75
100
1800
1800
300
420
300
ø22

VEDERE 4–4/ VIEW 4–4

Sc.1:20

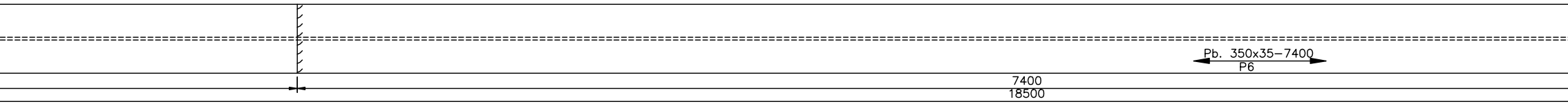
Pb. 350x35–7400
P6
7400
18500

ELEVATIE GRINDA METALICA TIP 2
ELEVATION OF THE METALLIC GIRDER TYPE 2

Sc.1:20

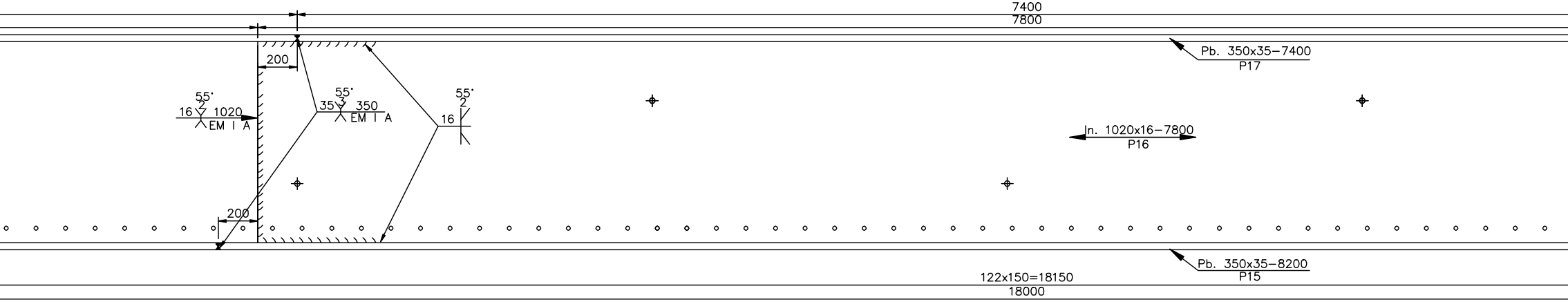
7400
7800
200
55°
2
16
1020
EM I A
55°
3
35
350
EM I A
55°
2
16
Pb. 350x35–7400
P17
In. 1020x16–7800
P16
200
Pb. 350x35–8200
P15
122x150=18150
18000

DETALII PENTRU INIMA GRINZII METALICE TIP 2
DETAILS FOR THE METALLIC GIRDER WEB TYPE 2

Sc.1:20

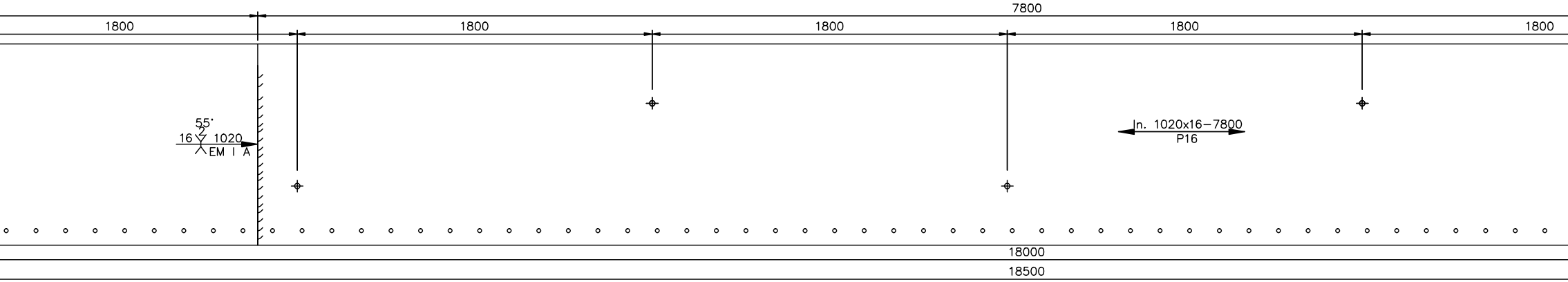
7800
1800
1800
1800
1800
1800
55°
2
16
1020
EM I A
In. 1020x16–7800
P16
18000
18500

SIGHI



Ax reazem mobil
Free end bearing axis
Pb. 350x35–5550
P1
5550

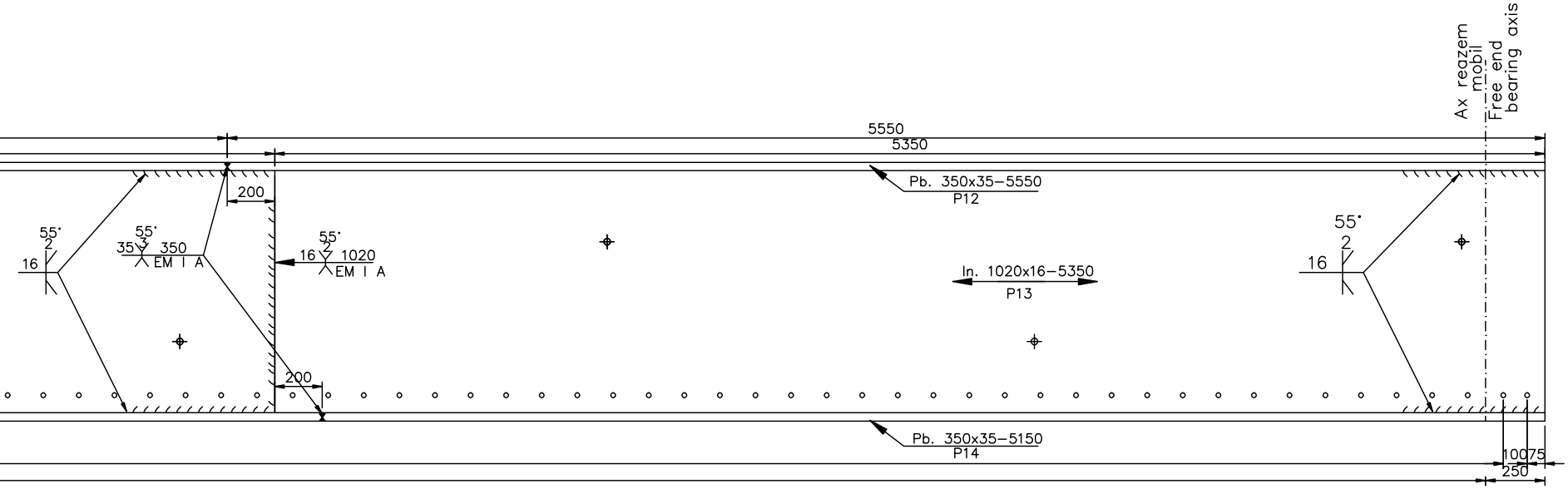

Ax reazem mobil
Free end bearing axis
5550
5350
200
Pb. 350x35–5550
P12
55°
2
16
55°
3
35
350
EM I A
55°
2
16
1020
EM I A
55°
2
16
In. 1020x16–5350
P13
200
Pb. 350x35–5150
P14
100
75
250

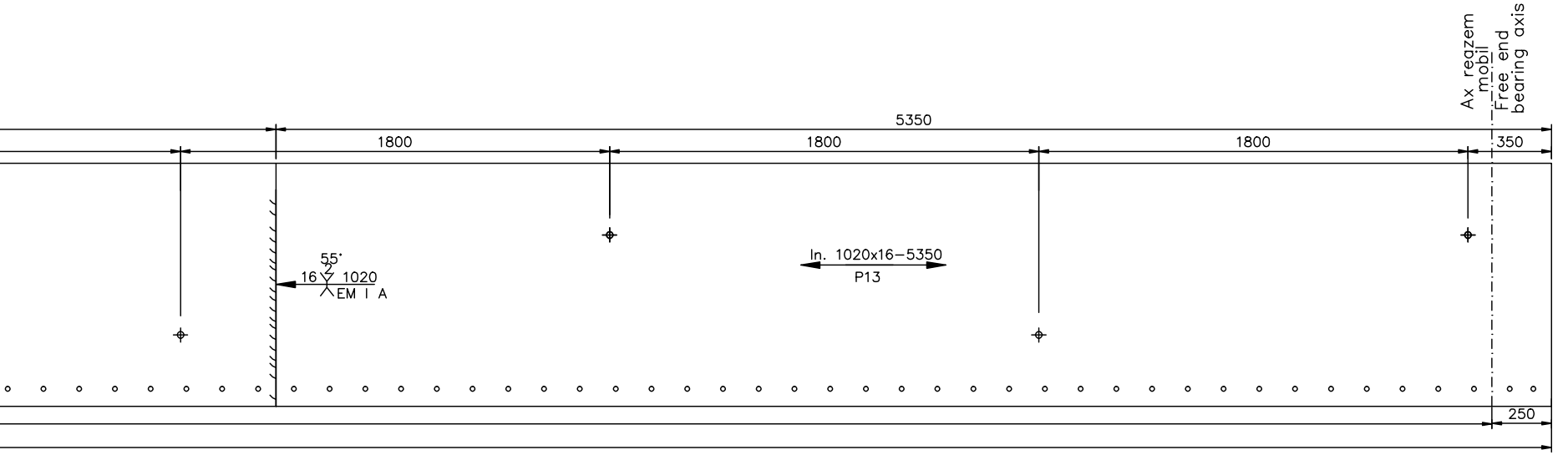

Ax reazem mobil
Free end bearing axis
5350
1800
1800
1800
350
55°
2
16
1020
EM I A
In. 1020x16–5350
P13
250

SOARA

SCHEMA AMPLASARII DISTANTIERILOR
SKETCH FOR THE DISTANCE PIECES LOCATION

SC.1:100

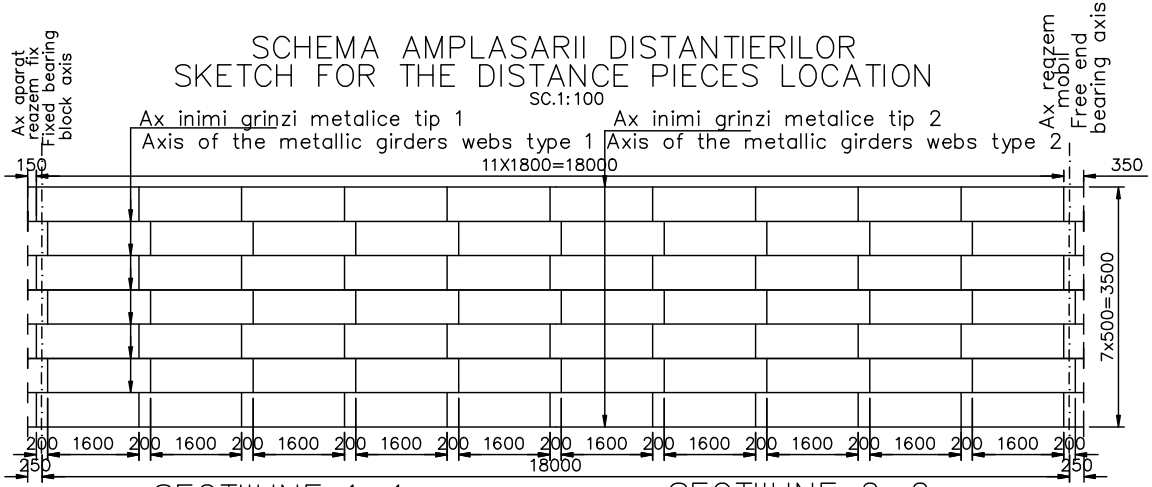
Ax aparat reazem fix
Fixed bearing block axis
Ax reazem mobil
Free end bearing axis
Ax inimi grinzi metalice tip 1
Axis of the metallic girders webs type 1
Ax inimi grinzi metalice tip 2
Axis of the metallic girders webs type 2
150
11X1800=18000
350
7x500=3500
200 1600 200 1600 200 1600 200 1600 200 1600 200 1600 200 1600 200 1600 200 1600 200 1600 200
18000
250
250

DETALIU DE MONTARE PLACUTE APARAT DE REAZEM FIX
DETAIL TO MOUNT THE FIXED BEARING BLOCK PLATES

sc. 1:10

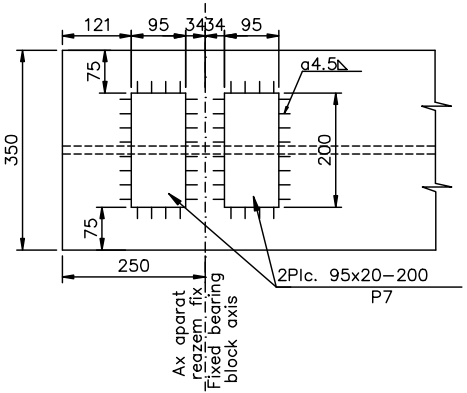
121
95
34
34
95
75
a4.5
350
200
75
250
2Plc. 95x20–200
P7
Ax aparat reazem fix
Fixed bearing block axis

SECTIIUNE 1–1
1–1 SECTION

SC. 1:10

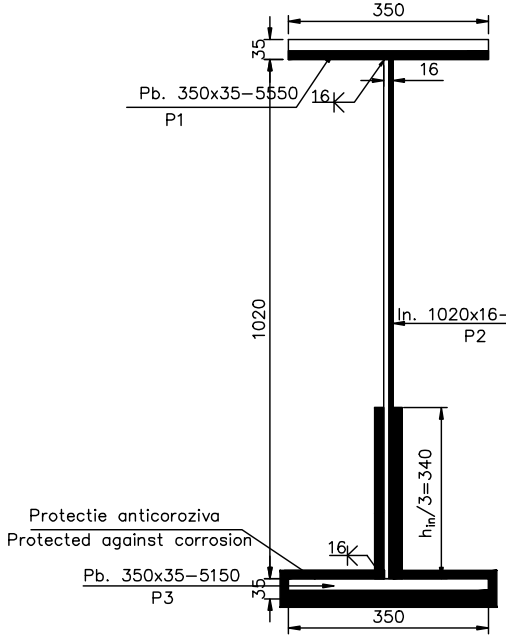
350
35
Pb. 350x35–5550
P1
16
16
1020
In. 1020x16–5350
P2
$h_{in}/3=340$
Protectie anticoroziva
Protected against corrosion
16
Pb. 350x35–5150
P3
35
350

SECTIIUNE 2–2
2–2 SECTION

SC. 1:10

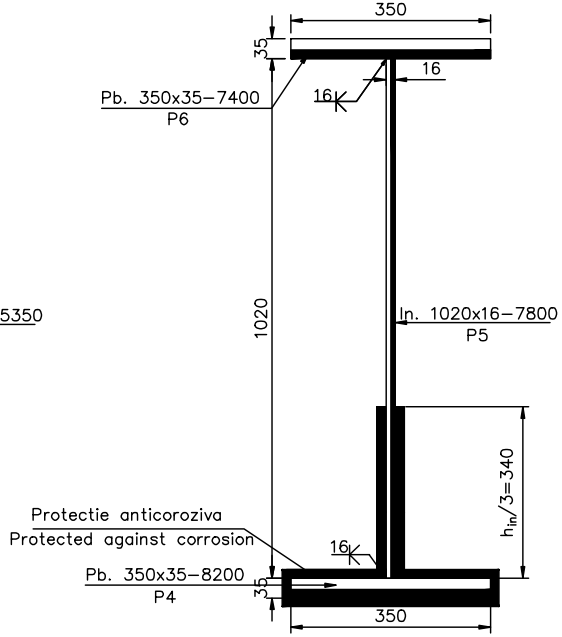
350
35
Pb. 350x35–7400
P6
16
16
1020
In. 1020x16–7800
P5
$h_{in}/3=340$
Protectie anticoroziva
Protected against corrosion
16
Pb. 350x35–8200
P4
35
350

DETALIU DE PRINDERE A GRINZILOR METALICE
DETAIL FOR METALLIC GIRDERS FASTENING

SC.1:10

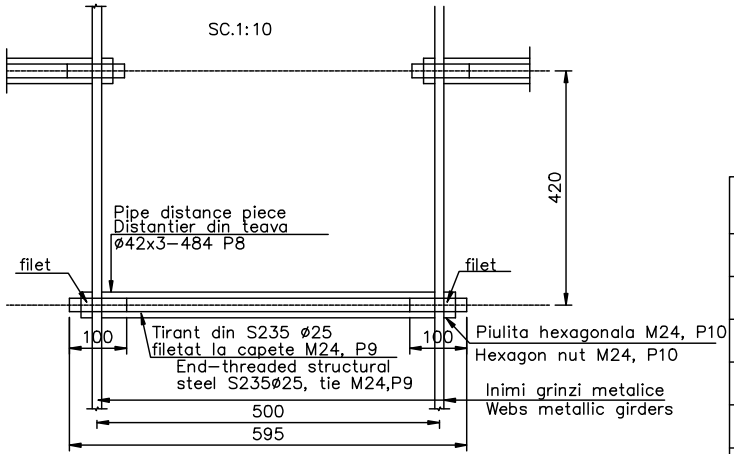
Pipe distance piece
Distantier din teava
ø42x3–484 P8
filet
filet
420
100
100
Tirant din S235 ø25
filetat la capete M24, P9
End–threaded structural steel S235ø25, tie M24,P9
Piulita hexagonala M24, P10
Hexagon nut M24, P10
Inimi grinzi metalice
Webs metallic girders
500
595

MATERIALE
(– OL37 EP STAS 12187–88 elementele grinzilor metalice.)
– $S275J_3G_3$ EN 10025/2004

NOTA

Placutele de la aparatele de reazem se vor samfrena cu un unghi de 60°.
Gaurile din inima pentru armatura de rezistenta vor fi alezate.

NOTE

The plates of the bearing blocks will be chamfered at an angle of 60°.
The web holes for the strong reinforcements will be bored.

ELEMENTE DE ASAMBLARE
–Piulita M24 STAS 4971–88 Clasa de precizie 'C'
–Saiba STAS 5200/4–91–24–OL 34

ASSEMBLY ELEMENTS
–Nut M24 STAS 4971–88 Precision class 'C'
–Washer STAS 5200/4–91–24–OL 34

EXTRAS DE MA
O GRINDA METALI
MEASURING MA
METALLIC GIRDERS

Poz. Pos.	Denumire Name	Dimensiuni Dimension
P1	Pb. superioara Upper band steel	350x35–5550
P2	Inima Web	1020x16–5350
P3	Pb. inferioara Lower band steel	350x35–5150
P4	Pb. inferioara Lower band steel	350x35–8200
P5	Inima Web	1020x16–7800
P6	Pb. superioara Upper band steel	350x35–7400
P7	Placute ap.fix	95x20–200

TOTAL PENTRU UN TABLIER: 6 g

TOTAL FOR 1 DECK: 6 girders x

EXTRAS DE MA
O GRINDA METALIC
MEASURING MA
METALLIC GIRDERS

Poz. Pos.	Denumire Name	Dimensiuni Dimension
P12	Pb. superioara Upper band steel	350x35–5550
P13	Inima Web	1020x16–5350
P14	Pb. inferioara Lower band steel	350x35–5150
P15	Pb. inferioara Lower band steel	350x35–8200
P16	Inima Web	1020x16–7800
P17	Pb. superioara Upper band steel	350x35–7400
P7	Placute ap.fix	95x20–200

TOTAL PENTRU UN TABLIER: 2 g

TOTAL FOR 1 DECK: 2 girders x

TERIAL PENTRU
CA OL37–EP TIP 1
TERIAL FOR UNE
S OL37–EP TYPE 1

Nr. buc. asemenea Pieces	Greutate,Weight S 245 $J_3 G_3$		
	kg/ml	kg/buc.	Total(kg)
2	96.163	533.705	1068.00
2	128.11	659.767	1319.50
2	96.163	495.240	990.50
1	96.163	788.540	788.54
1	128.11	999.350	999.50
1	96.163	711.610	711.61
2	14.915	2.983	6.00
	Total partial		5883.00
	Spor 3% pt. sudura		177.00
	Total pt. 1buc. grinda		6060.00

rinzi x 6060kg=36360kg

6060kg=36360kg

TERIAL PENTRU
CA OL37–EP TIP 2
TERIAL FOR UNE
S OL37–EP TYPE 2

Nr. buc. asemenea Pieces	Greutate,Weight S 245 $J_3 G_3$		
	kg/ml	kg/buc.	Total(kg)
2	96.163	533.705	1068.00
2	128.11	659.767	1319.50
2	96.163	495.240	990.50
1	96.163	788.540	788.54
1	128.11	999.350	999.50
1	96.163	711.610	711.61
2	14.915	2.983	6.00
	Total partial		5883.00
	Spor 3% pt. sudura		177.00
	Total pt. 1buc. grinda		6060.00

rinzi x 6060kg=12120kg

6060kg=12120kg

(TOTAL OL37–EP=100160kg)
TOTAL $S275J_3G_3$=48480kg

EXTRAS DE MATERIAL PENTRU SOLIDARIZAREA GRINZILOR METALICE PENTRU UN TABLIER DE CALE FERATA SIMPLA
TABLE OF MATERIALS TO JOIN THE METALLIC GIRDERS FOR SINGLE TRACK RAILWAY BRIDGE DECK

Poz. Pos.	Denumire Name	Dimensiuni Dimension	Nr. buc. asemenea Pieces	Greutate,Weight S 245 $J_3 G_3$		
				kg/ml	kg/buc.	Total(kg)
P8	Distantier teava	ø42x3–484	77	2.88	1.40	107.40
P9	Tirant S235	ø25, L=595	77	3.85	2.30	176.50
P10	Piulite	M24	154	–	0.10	15.40
P11	Saibe	M24	154	–	0.023	3.60
					Total (kg)	310.00

TOTAL POD (2 TABLIERE): 2 x 310.00kg=620.00kg
TOTAL BRIDGE (2 DECKS): 2 x 310.00kg=620.00kg

NOTA

1.La executia in uzina a grinzilor metalice sudate se vor respecta cu strictete prevederile STAS 9407–75.
2.In uzina se va aplica o protectie anticoroziva pe talpile inferioare si pe o treime din inima grinzilor metalice.
3.Protectia anticoroziva se va executa dintr–un strat de baza alcatuit dintr–o pelicula de zinc de 80µm grosime si doua straturi de invelis poliuretanic, fiecare de 85µm.
Stratul de baza si un invelis poliuretanic se vor aplica in uzina, urmand ca ultimul strat poliuretanic sa fie aplicat pe santier dupa finalizarea lucrarilor la suprastructura.
4.Pregatirea suprafetelor metalice in vederea aplicarii procedeelor de protectie anticoroziva se face prin:
–Perierea de rugina cu ajutorul unor perii de sarma.
–Spalarea suprafetelor metalice.
–Degresarea cu solventi organici prin stergere sau cu emulsii.
–Dupa degresare se spala cu jet de apa pentru indepartarea urmelor de detergent. Solutia pentru degresare va fi aleasa astfel incat sa nu afecteze mediul.
Curatirea suprafetelor se va face conform gradului SA 1 1/2.

NOTE

1.The prvisions STAS 9407–75 will be strictly observed when the welded metallic girders are manufactered in the factory.
2.In the plant, corrosion protection will be applied on the lower flanges and on one third of the web of metallic girders.
3.The protection against corrosion will consist in a primary layer made of a zinc membrane (80µm thickness) and two polyurethane covering layer, each of 85µm thickness. The primary layer and the first polyurethane covering layer will be applied in the factory and the second polyurethane layer will be applied on site, after completing the superstructure works.
finalizarea lucrarilor la suprastructura.
4.Preparing the metallic surfaces in order to apply the corrosion–proof procedures shall be made by:
–Rust removal using wire brushes.
–Washing the metallic surfaces.
–Organic solvent degreasing by wiping or using emulsions.
–After degreasing, the surface is washed by water jet to eliminate the detergent stains. The solution selected for degreasing shall not affect the environment. Cleaning the surfaces is made according to the SA 1 1/2.

Se interzice copierea, difuzarea, imprumutarea sau utilizarea in alte scopuri, fara permisiunea AREX *Lider* Company ca proprietar al desenului.
This drawing is forbidden to be copied, lent or used in other purposes than those previously approved by AREX *Lider* Company as its owner.

D					
C					
B					
A	**11.2011**	**Revizia 1 1 Revision**	**Campan Maria**		
Indice Index	**Data Date**	**Modificare Modification/Revision**	**Proiectant Designer**	**Aprobat Consultant Approved Consultant**	**Aprobat CFR Approved CFR**

GUVERNUL ROMANIEI
ROMANIAN GOVERNMENT

PROIECT FINANŢAT DE UNIUNEA EUROPEANĂ
EUROPEAN UNION FINANCED PROJECT

CLIENT / CLIENT

C.N.C.F. "C.F.R." - S.A.

ITALFERR
GRUPPO FERROVIE DELLO STATO
Joint Venture leader

Scott Wilson

OBERMEYER
PLANEN + BERATEN GmbH

TECNIC
Consulting Engineers

CONSULTANT / CONSULTANT			**Data Date**	**Semnătură Signature**
Aprobat Approved	**Şef proiect Project manager**	**R. Liuzza**		
Aprobat Approved	**Coordonator Secţiune 1 Section 1 Coordinator**	**C. Gambelli**		
Verificat Checked	**Expert Cheie Checking Expert**	**V. Kallidromitis**		

SUBCONTRACTANT / SUBCONTRACTOR

AREX
COMPANY

Aprobat Approved	**Responsabil Subconsultant Subconsultant Responsible**	**A. Dinulescu Stanciu**	**11.2011**	
Întocmit Elaborated	**Proiectant Designer**	**Campan Maria**	**11.2011**	

Reabilitarea liniei de cale ferata Braşov - Simeria, parte componentă a coridorului IV Pan European, pentru circulaţia trenurilor cu viteza maximă de 160 km/h,
Tronsonul : Braşov - Sighişoara
Rehabilitation of the railway line Braşov - Simeria, component Part of the IV Pan-European Corridor, for the trains circulation with maximum speed of 160 km/h,
Section : Braşov - Sighişoara

Proiect/Project
2004/RO/16/P/PA/003

Faza / Phase:
D.E. / E.D.

Denumire desen / Drawing Title :

INTERVAL / SECTION FELDIOARA - APATA
Pod Km 200+477.804 - D=18.0+45.0+18.0m- GRINZI METALICE TABLIER 1
Bridge Km 200+477.804 --D=18.0+45.0+18.0m- METALLIC GIRDERS DECK 1

Codificare / Codification System	**Scara / Scale 1:20;1:10;1:100**	**LOT / LOT**	**Nr. / No 01 / 01**

E A 5 1 | 0 1 | E | 0 8 | B C | P V | 0 1 | 3 | 3 | 0 0 5 | 1