SECTIUNE TRANSVERSALA B-B
B-B SECTION CROSS SECTION
Scara/Scale 1:25

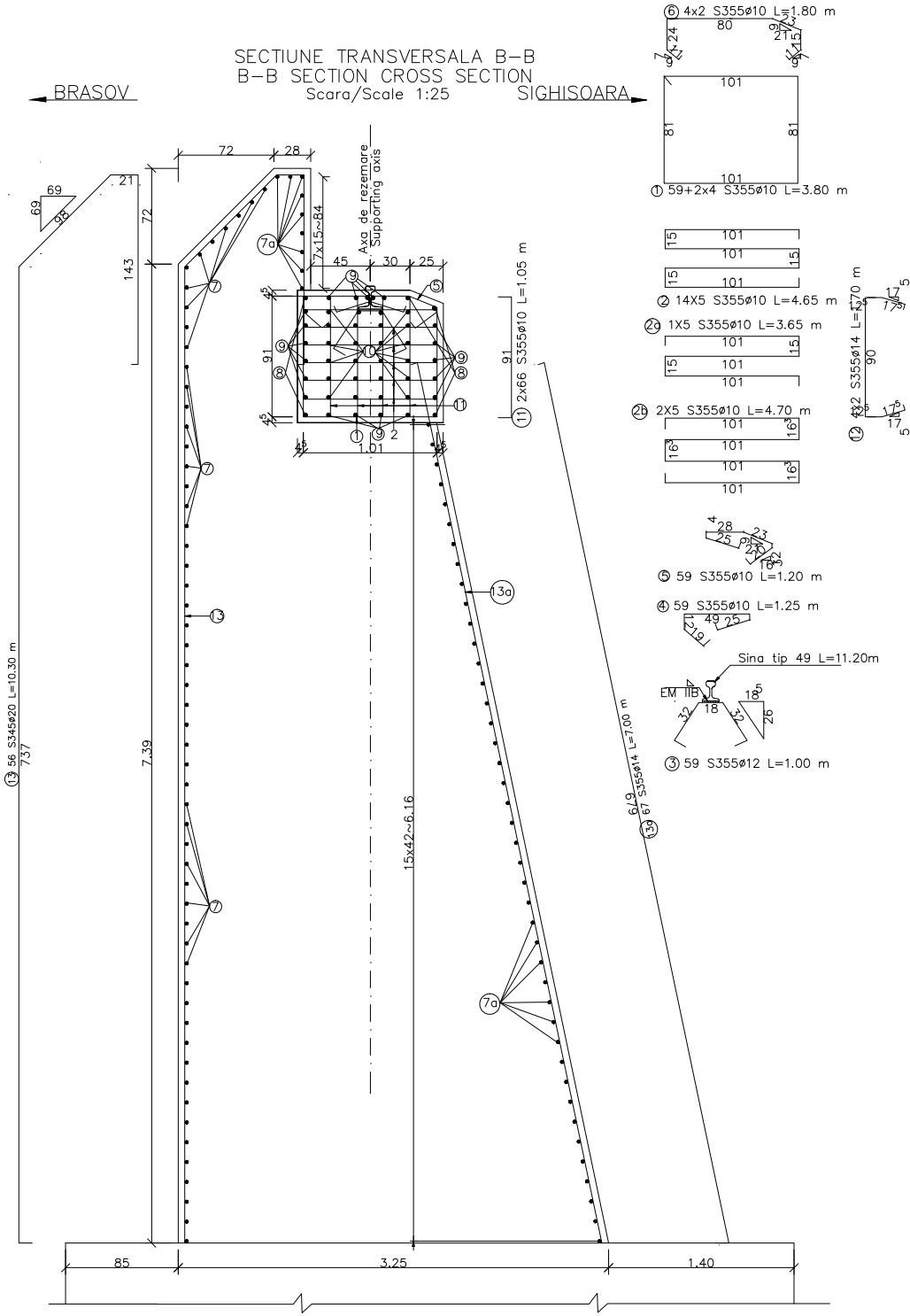
BRASOV
SIGHISOARA
Axa de rezemare
Supporting axis
72
28
69
69
98
21
72
143
7x15=84
45
30
25
45
91
45
1.01
15x42=6.16
7.39
737
13 56 S345ø20 L=10.30 m
11 2x66 S355ø10 L=1.05 m
91
13a 67 S355ø14 L=7.00 m
679
7a
7
13
13a
9
8
10
11
5
1
2
85
3.25
1.40
⑥ 4x2 S355ø10 L=1.80 m
80
24
21
15
① 59+2x4 S355ø10 L=3.80 m
101
81
② 14X5 S355ø10 L=4.65 m
15
②a 1X5 S355ø10 L=3.65 m
②b 2X5 S355ø10 L=4.70 m
16
⑫ 4x2 S355ø14 L=1.70 m
90
17
5
⑤ 59 S355ø10 L=1.20 m
28
25
23
32
④ 59 S355ø10 L=1.25 m
49
19
Sina tip 49 L=11.20m
EM IIB
18
32
26
③ 59 S355ø12 L=1.00 m

ELEVATIE A-A/ A
Scara/Scale


1.45
2.20
4.20/2
1.06
10
Dsg. railway II axis
Axa c.f. pr. fir
Ax pod
Bridge axis
7
8
9
10
16c
13
4
5
6
3
1
12
13a
7a
80
2.10
4.20/2
10
10.00
10.20

–A ELEVATION
1:25



4.20/2
2.20
1.45
1.06
10
36
Dsg. railway I axis
Axa c.f. pr. fir I
16c
1.03
6
1.00
12
6.19
4.20/2
2.10
80
10

VEDERE IN PLAN / PLAN VIEW
Scara/Scale 1:25

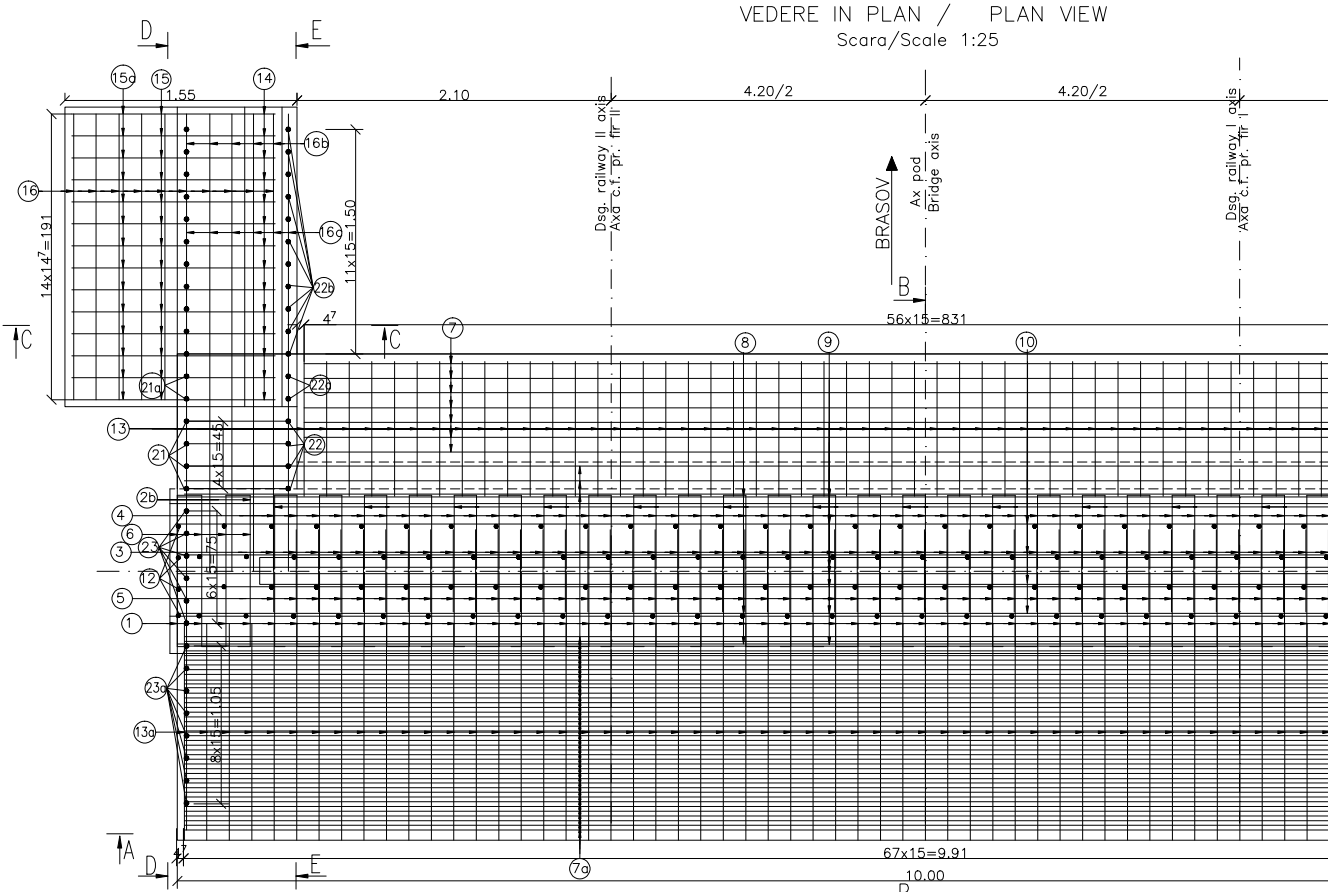

D
E
15a
15
14
1.55
2.10
4.20/2
4.20/2
16
16b
16c
22b
14x14⁷=191
11x15=1.50
Dsg. railway II axis
Axa c.f. pr. fir II
BRASOV
Ax pod
Bridge axis
Dsg. railway I axis
Axa c.f. pr. fir I
B
4⁷
C
C
7
8
9
10
56x15=831
21a
22a
13
21
22
4x15=45
2b
4
6
3
23
12
5
1
6x15=75
23a
13a
8x15=1.05
A
D
E
7a
67x15=9.91
10.00
B

(7a) 51 S355ø14 L=10.15 m
991

(7) 56 S355ø14 L=9.75 m
952

(8) 5 S345ø20 L=10.30 m
1000

(9) 20 S355ø14 L=10.20 m
1000

(10) 24 S355ø12 L=10.20 m
1000

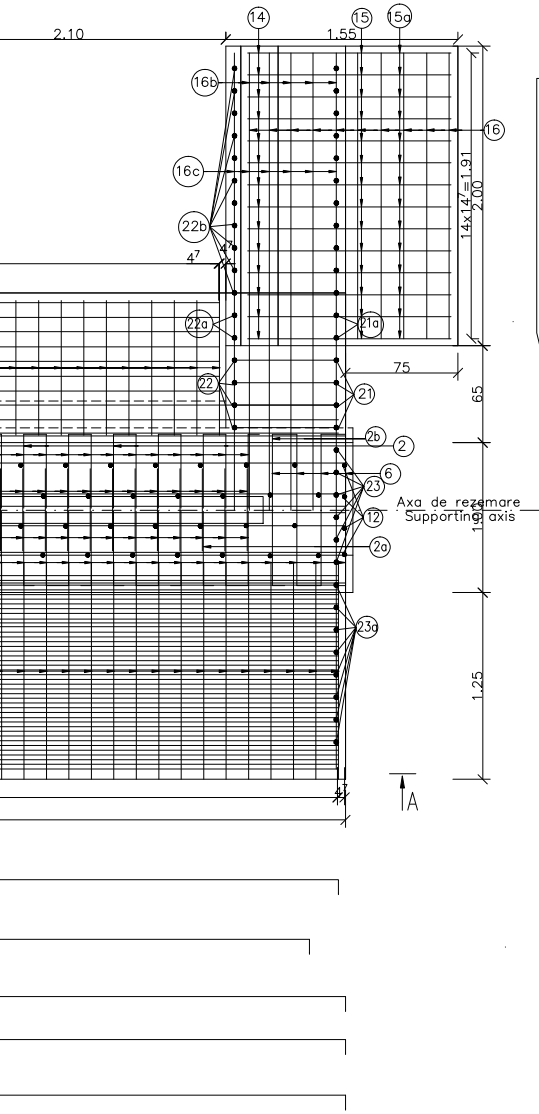
2.10
1.55
14
15
15a
16b
16
16c
22b
4^7
14x14^7=1.91
2.00
22a
21a
75
22
21
65
2b
2
6
23
12
2a
Axa de rezemare
Supporting axis
1.90
23a
1.25
A

VEDERE D–D/ D–D VIEW
Scara/Scale 1:25

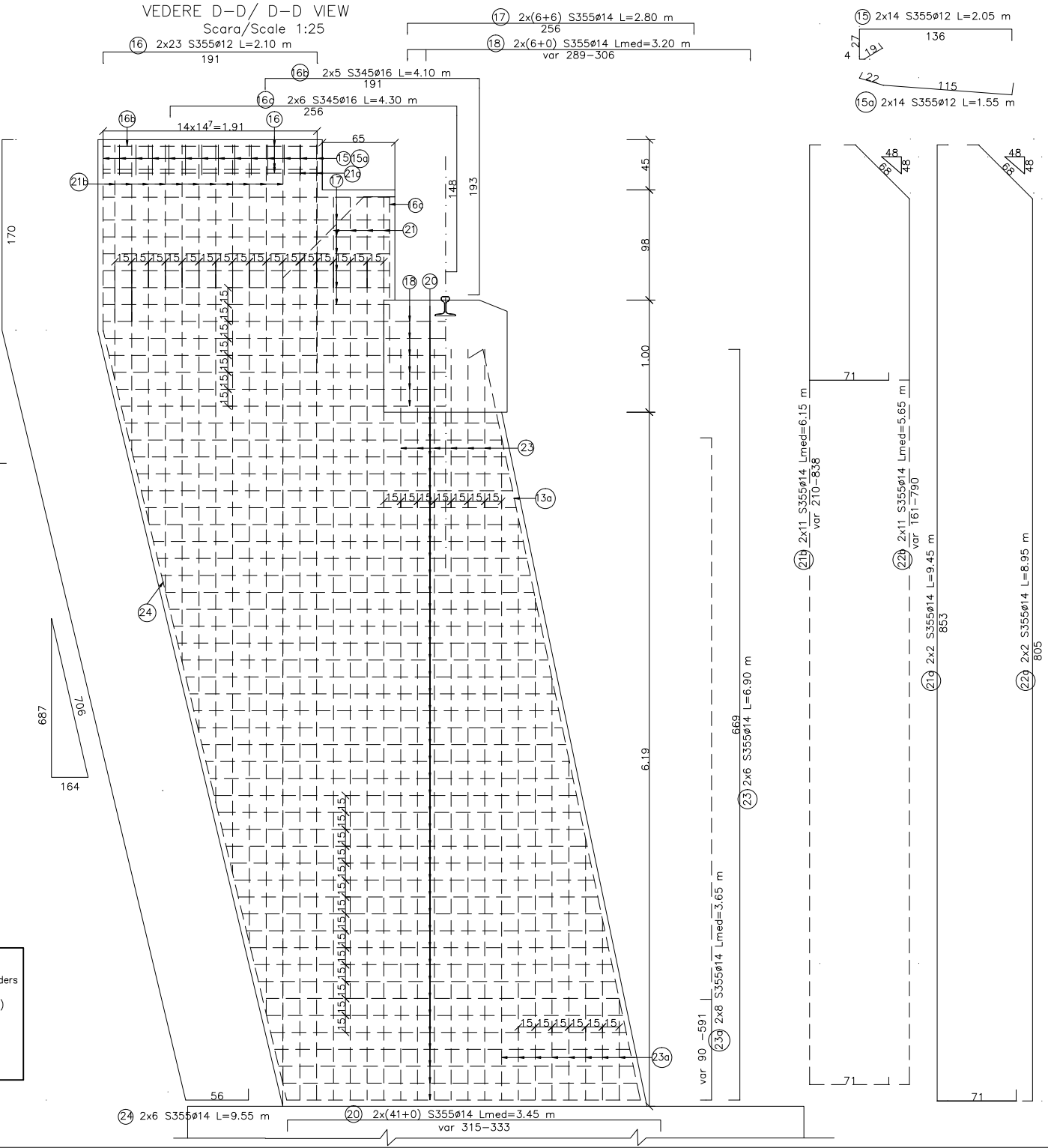
16 2x23 S355ø12 L=2.10 m
191
17 2x(6+6) S355ø14 L=2.80 m
256
18 2x(6+0) S355ø14 Lmed=3.20 m
var 289–306
16b 2x5 S345ø16 L=4.10 m
191
16c 2x6 S345ø16 L=4.30 m
256
16b
14x14^7=1.91
16
65
15 15a
21b
17 21a
148
193
16c
21
15 15 15 15 15 15 15 15 15 15 15 15 15 15 15 15 15 15 15
18 20
15 15 15 15 15 15 15 15
170
45
98
1.00
23
13a
15 15 15 15 15 15 15
24
687
706
164
6.19
669
23 2x6 S355ø14 L=6.90 m
15 15 15 15 15 15 15 15 15 15 15 15 15 15 15 15 15 15 15 15 15 15
15 15 15 15 15 15 15 15
23a
var 90 –591
23a 2x8 S355ø14 Lmed=3.65 m
56
24 2x6 S355ø14 L=9.55 m
20 2x(41+0) S355ø14 Lmed=3.45 m
var 315–333
15 2x14 S355ø12 L=2.05 m
136
27
4
19
22
115
15a 2x14 S355ø12 L=1.55 m
48
68
48
48
68
48
71
21b 2x11 S355ø14 Lmed=6.15 m
var 210–838
22b 2x11 S355ø14 Lmed=5.65 m
var 161–790
21a 2x2 S355ø14 L=9.45 m
853
22a 2x2 S355ø14 L=8.95 m
805
71
71

Beton: Concrete:	– C30/37 suprastructura/superstructure
Tipul grinzilor: Beams type:	– grinzi metalice sudate/steel welded girders
Otel pentru grinzi: Steel for the beams:	– (OL 37-EP) $S275J_3G_3$ (EN 10025/2004)
Armatura: Reinforcement:	– S355;S345
Strat de acoperire: Concrete cover	– min. 4cm expunere in aer/air exposed

SECTIUNE C–C/ C–C SECTION
Scara/Scale 1:25

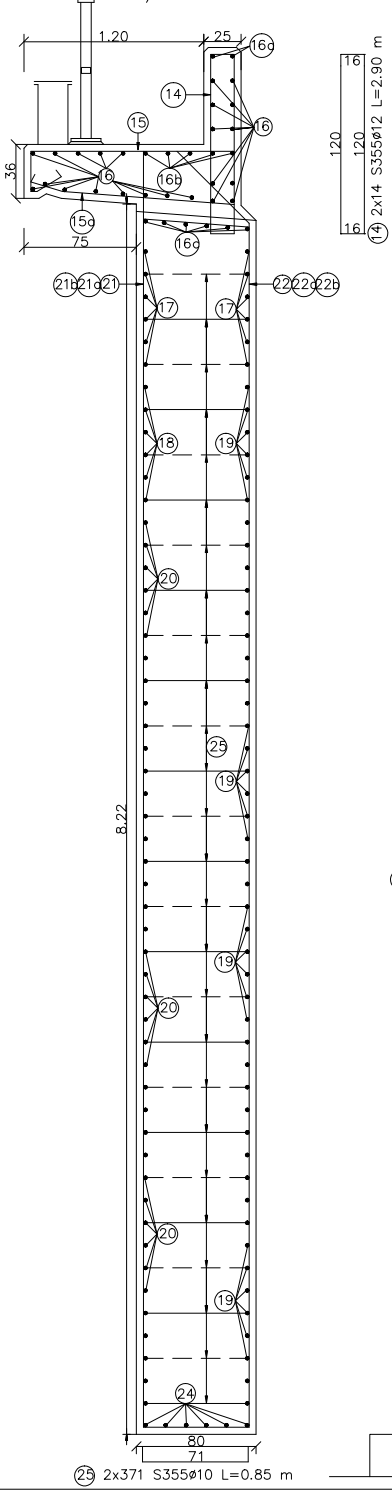
1.20
25
16a
14
15
16
16b
36
15a
75
16c
21b 21a 21
22 22a 22b
17
18
19
20
25
24
8.22
80
71
16
120
120
16
14 2x14 S355ø12 L=2.90 m
25 2x371 S355ø10 L=0.85 m

VEDERE E–E/ E–E VIEW
Scara/Scale 1:25

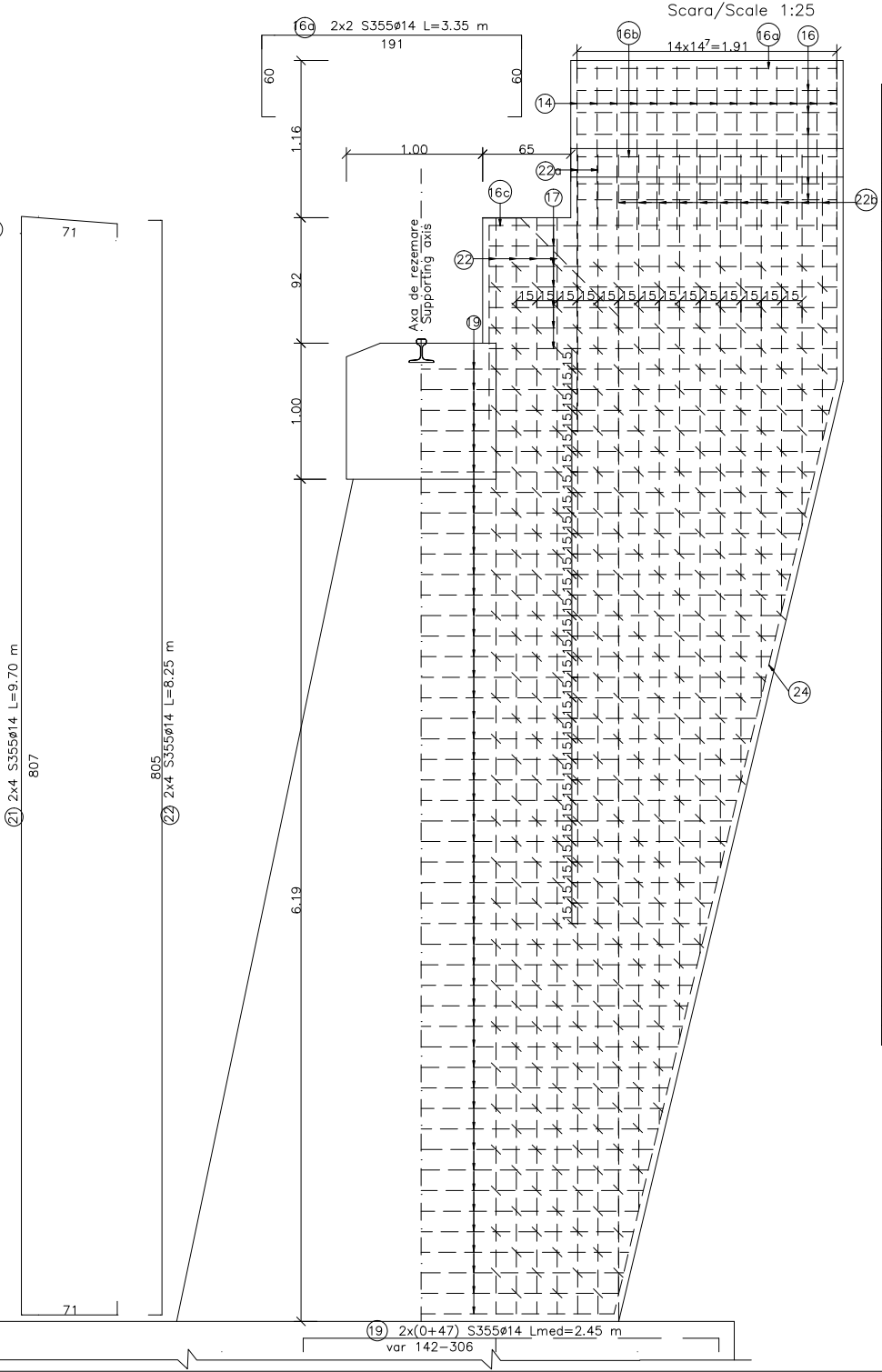
16a 2x2 S355ø14 L=3.35 m
191
60
60
71
807
71
21 2x4 S355ø14 L=9.70 m
805
22 2x4 S355ø14 L=8.25 m
1.16
92
1.00
6.19
1.00
65
Axa de rezemare
Supporting axis
16b
14x14⁷=1.91
16a
16
14
22a
22b
16c
17
22
19
15
24
19 2x(0+47) S355ø14 Lmed=2.45 m
var 142–306

EXTRAS DE ARMATURA PENTRU CULEE BRASOV
REINFORCEMENT FOR ABUTMENT BRASOV

Marca	Diametru	Lung./buc.[m]	Nr.buc.	S355				S345
				ΦC10	ΦC12	ΦC14	ΦC16	ΦC20
1	10	3.80	67	254.60				
2	10	4.65	70	325.50				
2a	10	3.65	5	18.25				
2b	10	4.70	10	47.00				
3	12	1.00	59		59.00			
4	10	1.25	59	73.75				
5	10	1.20	59	70.80				
6	10	1.80	8	14.40				
7	14	9.75	56			546.00		
7a	14	10.15	51			517.65		
8	20	10.30	5					51.50
9	14	10.20	20			204.00		
10	12	10.20	24		244.80			
11	10	1.05	132	138.60				
12	14	1.70	8			13.60		
13	20	10.30	56					576.80
13a	14	7.00	67			469.00		
14	12	2.90	28		81.20			
15	12	2.05	28		57.40			
15a	12	1.55	28		43.40			
16	12	2.10	46		96.60			
16a	14	3.35	4			13.40		
16b	16	4.10	10				41.00	
16c	16	4.30	12				51.60	
17	14	2.80	24			67.20		
18	14	3.20	12			38.40		
19	14	2.45	94			230.30		
20	14	3.45	82			282.90		
21	14	9.70	8			77.60		
22	14	8.25	8			66.00		
21a	14	9.45	4			37.80		
22a	14	8.95	4			35.80		
21b	14	6.15	22			135.30		
22b	14	5.65	22					
23	14	6.90	12			82.80		
23a	14	3.65	16			58.40		
24	14	9.55	12			114.60		
25	10	0.85	742	630.70				
Lungimi totale pe diametre			(m)	1573.60	582.40	2990.75	92.60	628.30
Masa pe metru liniar			(kg/ml)	0.617	0.888	1.208	1.578	2.466
Masa pe diametre			(kg)	970.18	517.06	3614.06	146.15	1549.48
Masa pe tip otel			(kg)	5102.00			1695.64	
Masa totala culee			(kg)	6800.00				
Pierderi 5%			(kg)	340.00				
Masa totala culee			(kg)	7150.00				

TOTAL POD (2 CULEI): 2 x 7150.00 kg = 14300.00 kg
TOTAL BRIDGE (2 ABUTMENTS): 2 x 7150.00 kg = 14300.00 kg

Se interzice copierea, difuzarea, imprumutarea sau utilizarea in alte scopuri, fara permisiunea AREX Lider Company ca proprietar al desenului.
This drawing is forbidden to be copied, lent or used in other purposes than those previously approved by AREX Lider Company as its owner.

D					
C					
B					
A					
Indice Index	Data Date	Modificare Modification/Revision	Proiectant Designer	Aprobat Consultant Approved Consultant	Aprobat CFR Approved CFR

GUVERNUL ROMANIEI
ROMANIAN GOVERNMENT

PROIECT FINANȚAT DE UNIUNEA EURO
EUROPEAN UNION FINANCED PR

C.N.C.F. "C.F.R." - S.A.

CLIENT / CLIENT

ITALFERR
GRUPPO FERROVIE DELLO STATO
Joint Venture leader

Scott Wilson

OBERMEYER
PLANEN + BERATEN GmbH

TECNIC
Consulting Engineers

CONSULTANT / CONSULTANT			Data Date	Semnături Signature
Aprobat Approved	Şef proiect Project manager	R. Liuzza		
Aprobat Approved	Coordonator Secțiune 1 Section 1 Coordinator	C. Gambelli		
Verificat Checked	Expert Cheie Checking Expert	V. Kallidromitis		

SUBCONTRACTANT / SUBCONTRACTOR

Aprobat Approved	Responsabil Subconsultant Subconsultant Responsible	A.Stanciu - Dinulescu	02.2012	
Întocmit Elaborated	Proiectant Designer	Dinu Andreea	02.2012	

Reabilitarea liniei de cale ferata Braşov - Simeria, parte componentă a coridorului IV Pan European, pentru circulația trenurilor cu viteza maximă de 160 km/h,
Tronsonul : Braşov - Sighişoara
Rehabilitation of the railway line Braşov - Simeria, component Part of the IV Pan-European Corridor, for the trains circulation with maximum speed of 160 km/h,
Section : Braşov - Sighişoara

Proiect/Project
2004/RO/16/P/PA/003

Faza / Phase:
D.E. / E.D.

Denumire desen / Drawing Title :

INTERVAL / SECTION FELDIOARA - APATA
POD / BRIDGE Km 200+477.804 - D=18.00+45.00+18.00m
PLAN ARMARE CULEI / ABUTMENTS REINFORCEMENT PLAN

Codificare / Codification System	Scara / Scale 1:25	LOT / LOT	Nr. / No 01 / 01

EA51 01 E 08 BC PV 01 3 2 017 1