VEDERE TRANSVERSALA/CROSS VIEW

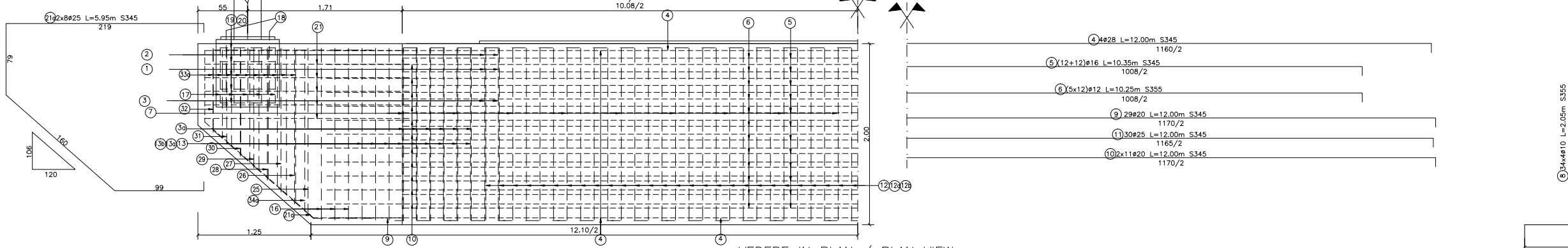

21a 2x8ø25 L=5.95m S345
219
79
160
106
120
99
55
1.71
10.08/2
1.25
12.10/2
2.00
4 4ø28 L=12.00m S345
1160/2
5 (12+12)ø16 L=10.35m S345
1008/2
6 (5x12)ø12 L=10.25m S355
1008/2
9 29ø20 L=12.00m S345
1170/2
11 30ø25 L=12.00m S345
1165/2
10 2x11ø20 L=12.00m S345
1170/2
8 34x4ø10 L=2.05m S355

VEDERE IN PLAN / PLAN VIEW

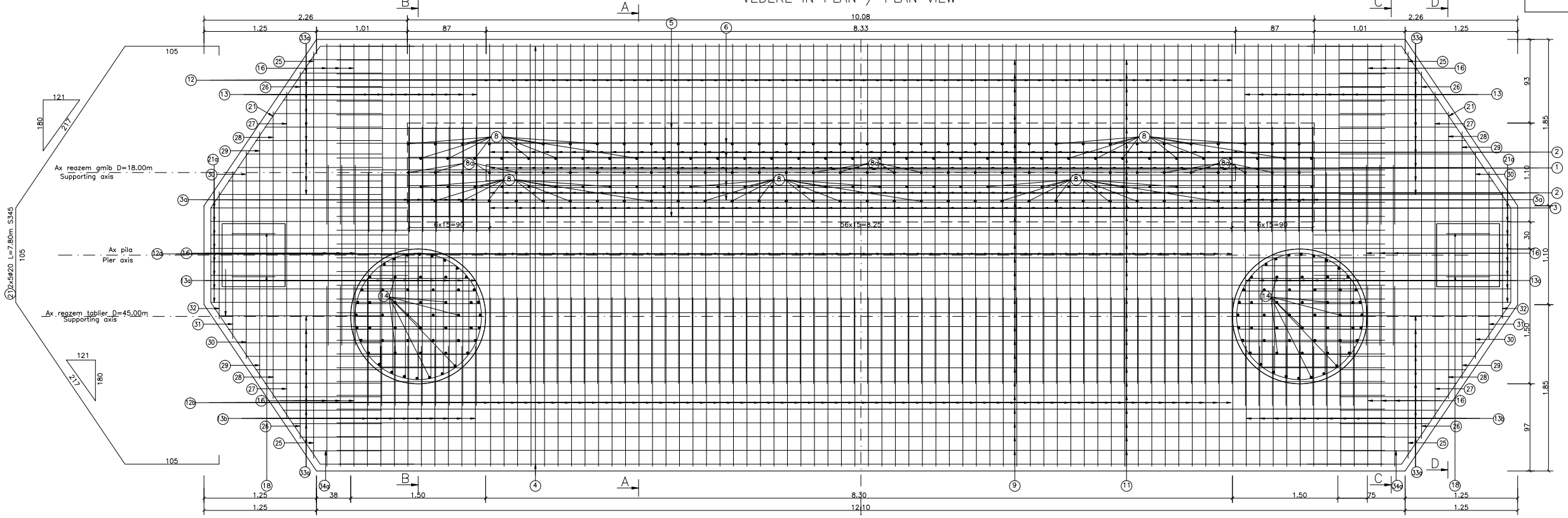

B
A
C
D
2.26
10.08
1.25
1.01
87
8.33
105
121
180
217
Ax reazem gmib D=18.00m
Supporting axis
Ax pila
Pier axis
Ax reazem tablier D=45.00m
Supporting axis
21 2x5ø20 L=7.80m S345
105
6x15=90
56x15=8.25
6x15=90
93
1.85
1.10
30
1.10
1.50
1.85
97
38
1.50
8.30
1.50
75
12.10

VEDERE TRANSVERSALA/CROSS VIEW

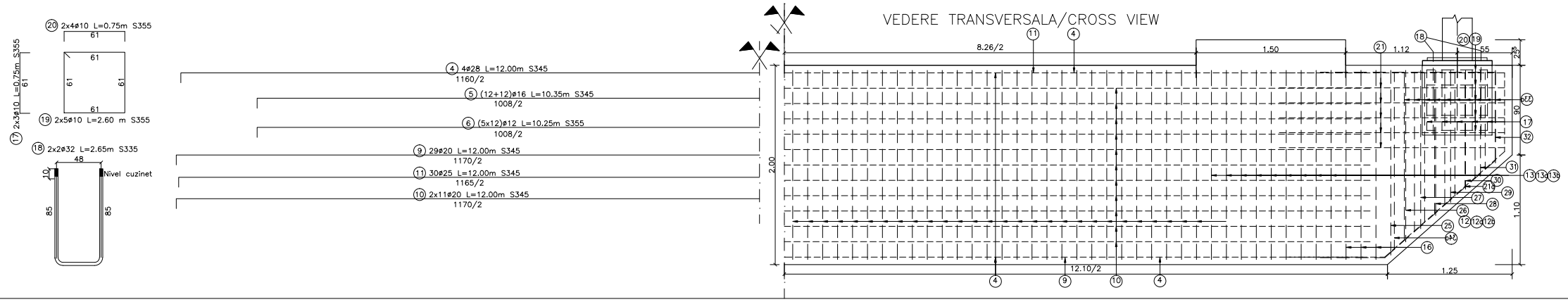

20 2x4ø10 L=0.75m S355
61
17 2x3ø10 L=0.75m S355
19 2x5ø10 L=2.60 m S355
18 2x2ø32 L=2.65m S335
48
10
85
Nivel cuzinet
4 4ø28 L=12.00m S345
1160/2
5 (12+12)ø16 L=10.35m S345
1008/2
6 (5x12)ø12 L=10.25m S355
1008/2
9 29ø20 L=12.00m S345
1170/2
11 30ø25 L=12.00m S345
1165/2
10 2x11ø20 L=12.00m S345
1170/2
8.26/2
1.50
1.12
55
25
90
2.00
1.10
12.10/2
1.25

SECTIUNE A-A /A-A SECTION
Sc 1:20

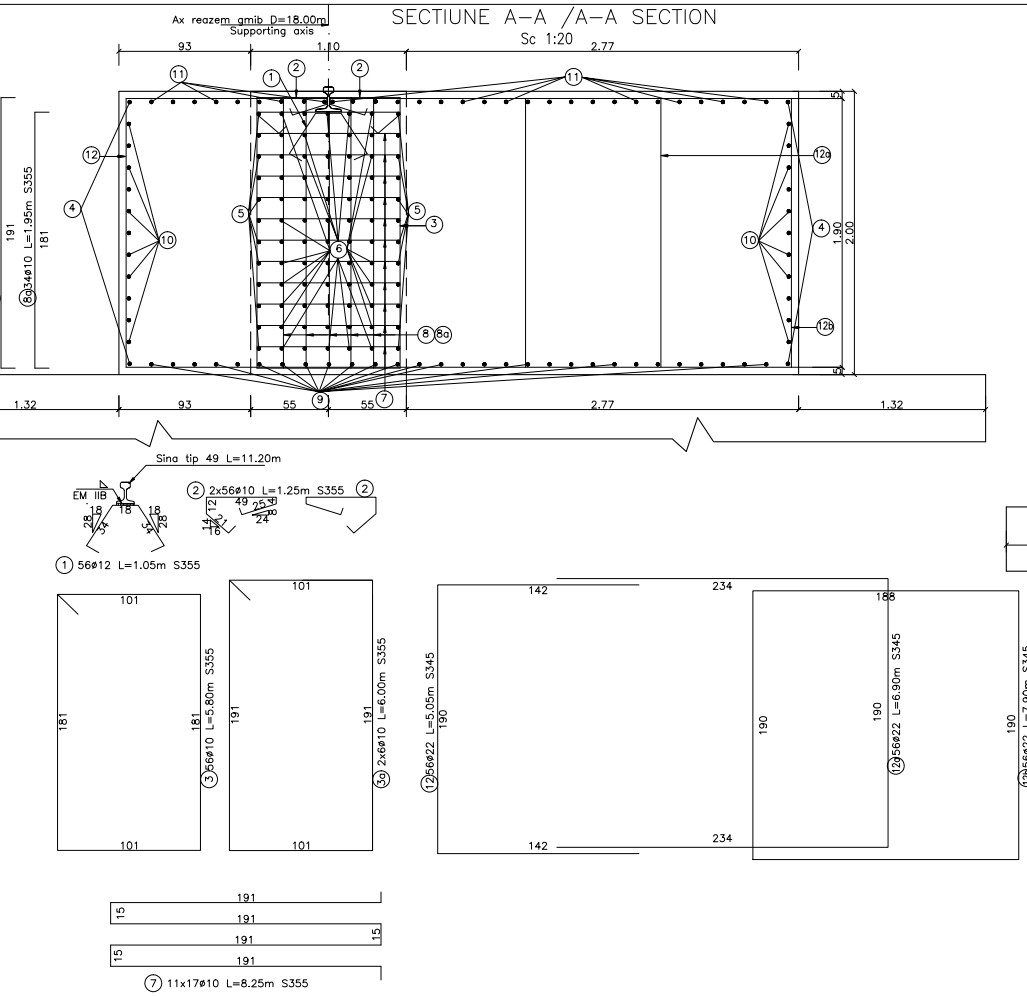
Ax reazem gmib D=18.00m
Supporting axis
93
1.10
2.77
1.32
55
190
2.00
191
181
8a 34ø10 L=1.95m S355
8 8a
12a
12b
Sina tip 49 L=11.20m
EM IIB
① 56ø12 L=1.05m S355
② 2x56ø10 L=1.25m S355
③ 56ø10 L=5.80m S355
3a 2x6ø10 L=6.00m S355
⑫ 56ø22 L=5.05m S345
12a 56ø22 L=6.90m S345
12b 56ø22 L=7.90m S345
101
142
234
188
⑦ 11x17ø10 L=8.25m S355

SECTIUNE C-C/ C-C SECTION
Sc 1:20

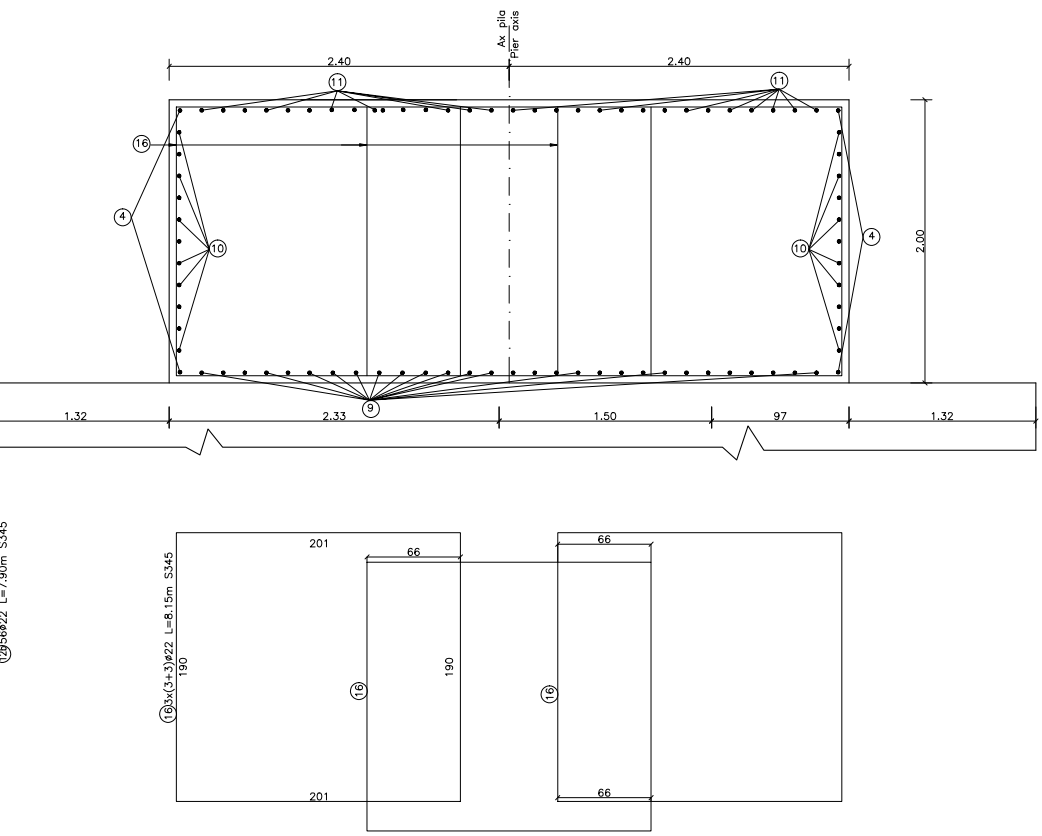
Ax pila
Pier axis
2.40
2.00
1.32
2.33
1.50
97
⑯ 3x(3+3)ø22 L=8.15m S345
201
66
190

SECTIUNE B-B / B-B SECTION
Sc 1:20

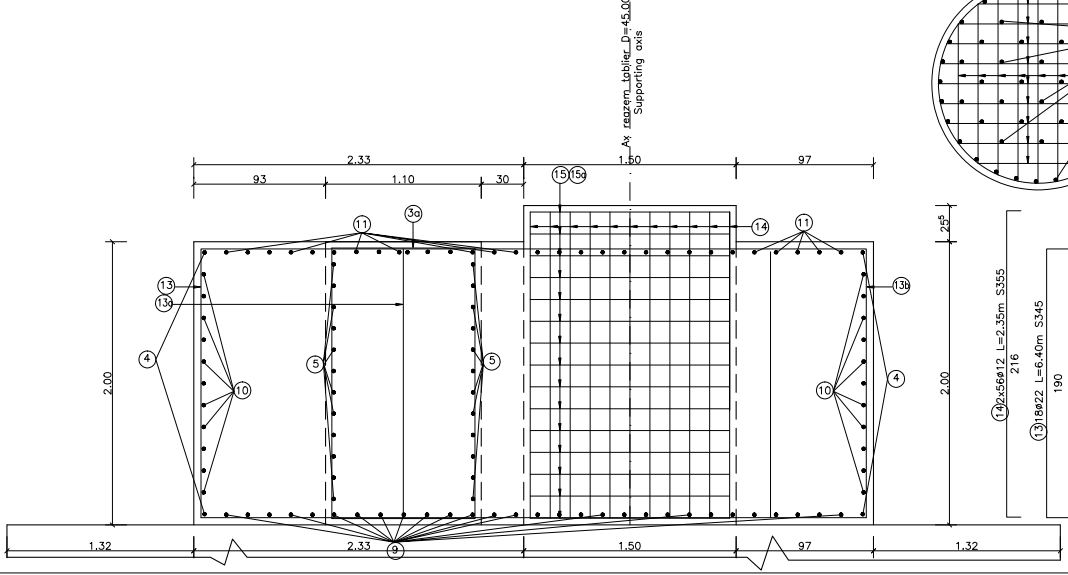
Ax reazem tablier D=45.00m
Supporting axis
2.33
93
1.10
30
1.50
97
1.32
2.00
25
15 15a
3a
13
13a
13b
14

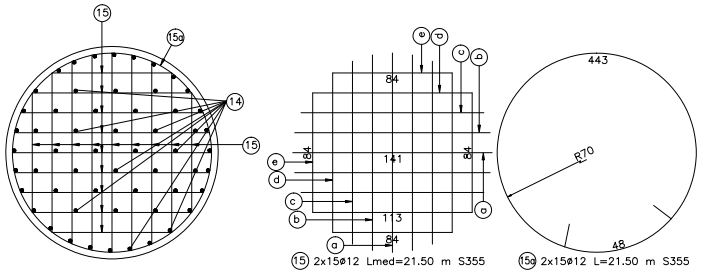
84
141
113
443
R70
48
⑮ 2x15ø12 Lmed=21.50 m S355
15a 2x15ø12 L=21.50 m S355

EXTRAS DE ARMATURA PENTRU O PLASA

MARCA	DIAMETRU	BUC. ASEMENEA	LUNGIME PE BUCATA	LUNGIME/ø S355 ø12
a	12	2	1.41	2.82
b	12	4	1.38	5.52
c	12	4	1.29	5.16
d	12	4	1.13	4.52
e	12	4	0.85	3.28
LUNGIMI PE DIAMETRU (m)				21.50

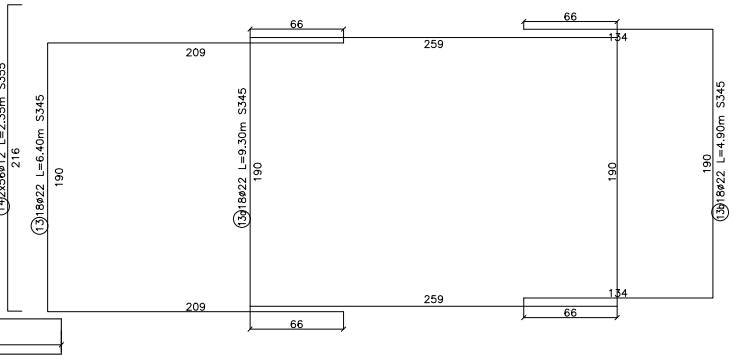
⑭ 2x56ø12 L=2.35m S355
216
⑬ 18ø22 L=6.40m S345
13a 18ø22 L=9.30m S345
13b 18ø22 L=4.90m S345
209
259
134
66
190

SECTIUNE D–D / D–D SECTION

Sc 1:20

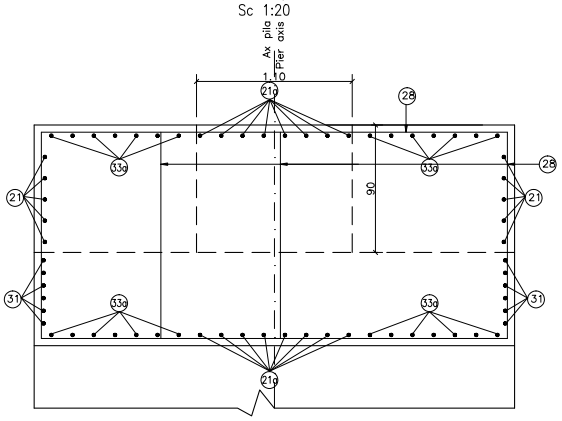
Ax pila
Pier axis
1.10
21a
28
28
33a
33a
90
21
21
31
31
33a
33a
21a

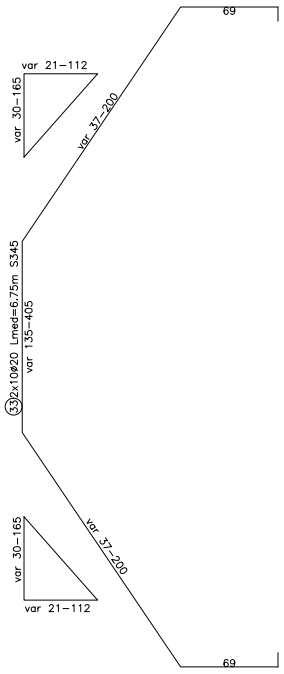
69
var 21–112
var 30–165
var 37–200
33 2x10ø20 Lmed=6.75m S345
var 135–405
var 30–165
var 21–112
var 37–200
69

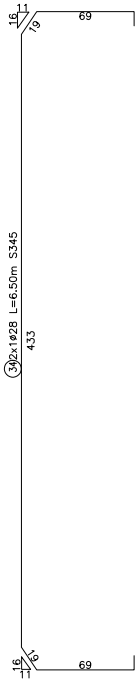
11
16
19
69
34 2x1ø28 L=6.50m S345
433
16
19
69

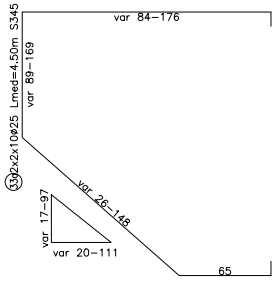
var 84–176
33a 2x2x10ø25 Lmed=4.50m S345
var 89–169
var 17–97
var 20–111
var 26–148
65

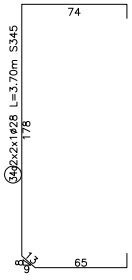
74
34a 2x2x1ø28 L=3.70m S345
178
8
11
65

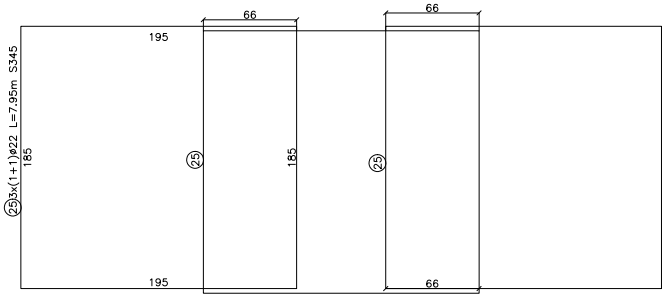
66
66
195
25 3x(1+1)ø22 L=7.95m S345
185
25
185
25
195
66

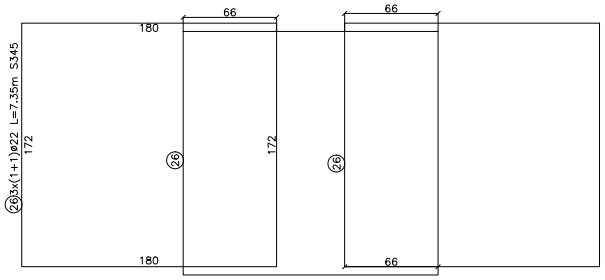
66
66
180
26 3x(1+1)ø22 L=7.35m S345
172
26
172
26
180
66

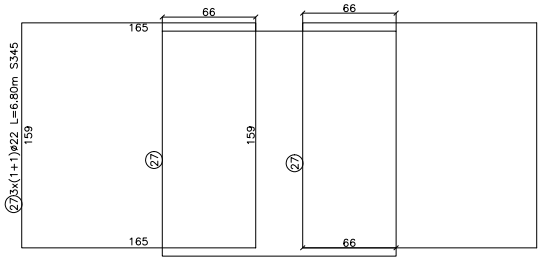
66
66
165
27 3x(1+1)ø22 L=6.80m S345
159
27
159
27
165
66

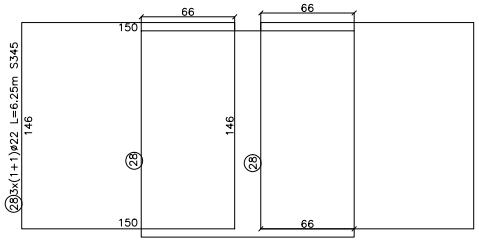
66
66
150
28 3x(1+1)ø22 L=6.25m S345
146
28
146
28
150
66

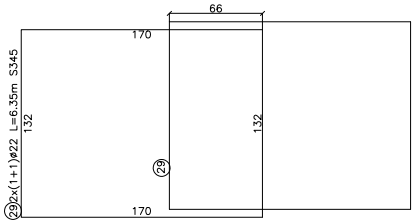
66
170
29 2x(1+1)ø22 L=6.35m S345
132
29
132
170

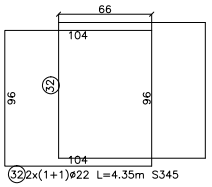
66
104
96
32
96
104
32 2x(1+1)ø22 L=4.35m S345

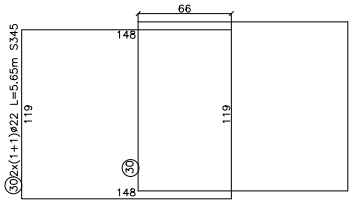
66
148
30 2x(1+1)ø22 L=5.65m S345
119
30
119
148

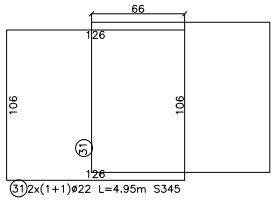
66
126
106
31
106
126
31 2x(1+1)ø22 L=4.95m S345

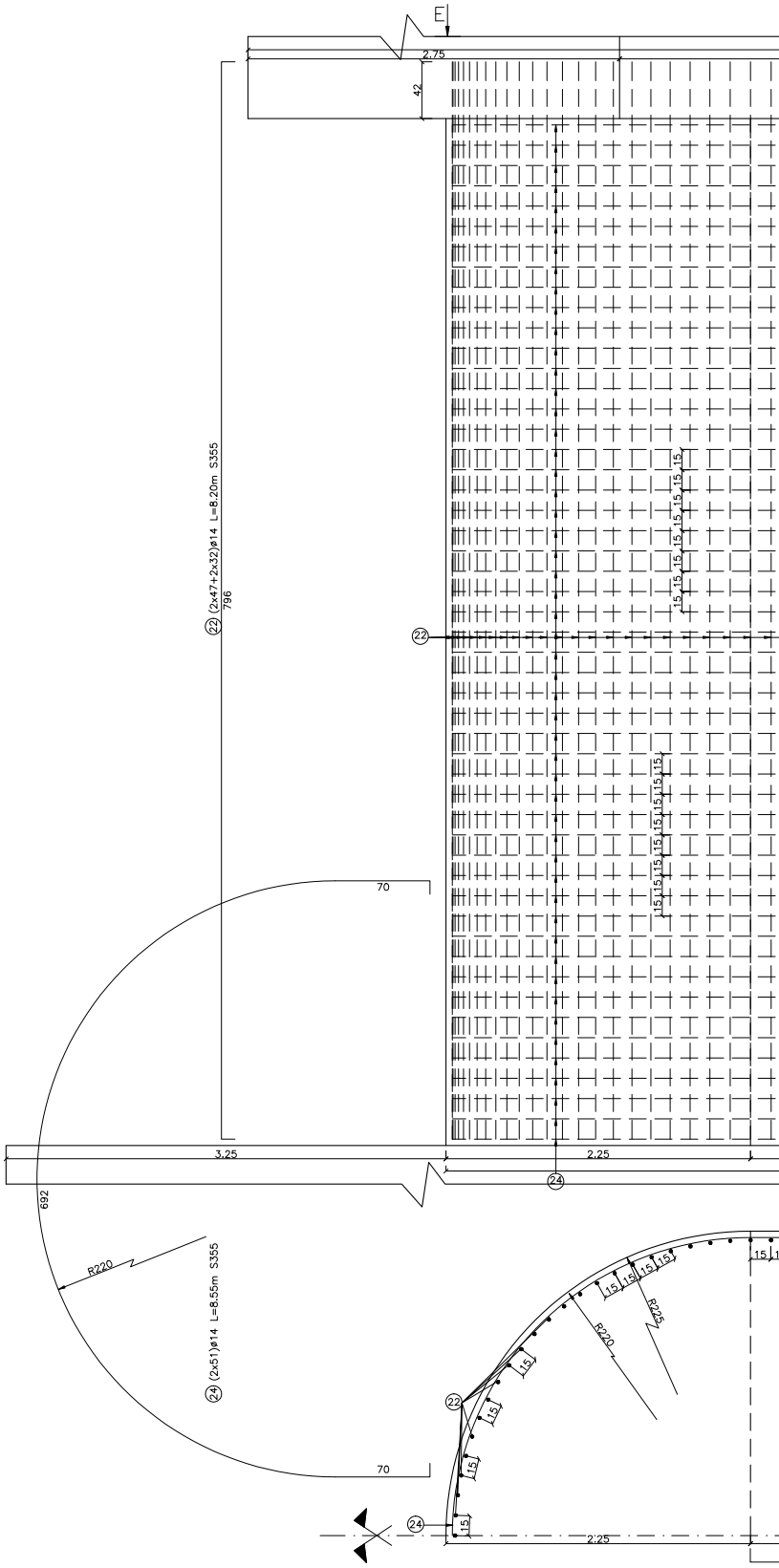
E
2.75
42
22 (2x47+2x32)ø14 L=8.20m S355
796
22
15
15
70
3.25
2.25
24
692
R220
24 (2x51)ø14 L=8.55m S355
R220
R225
22
70
24
2.25

VEDERE TRANSVERSALA / CROSS VIEW

Sc 1:20

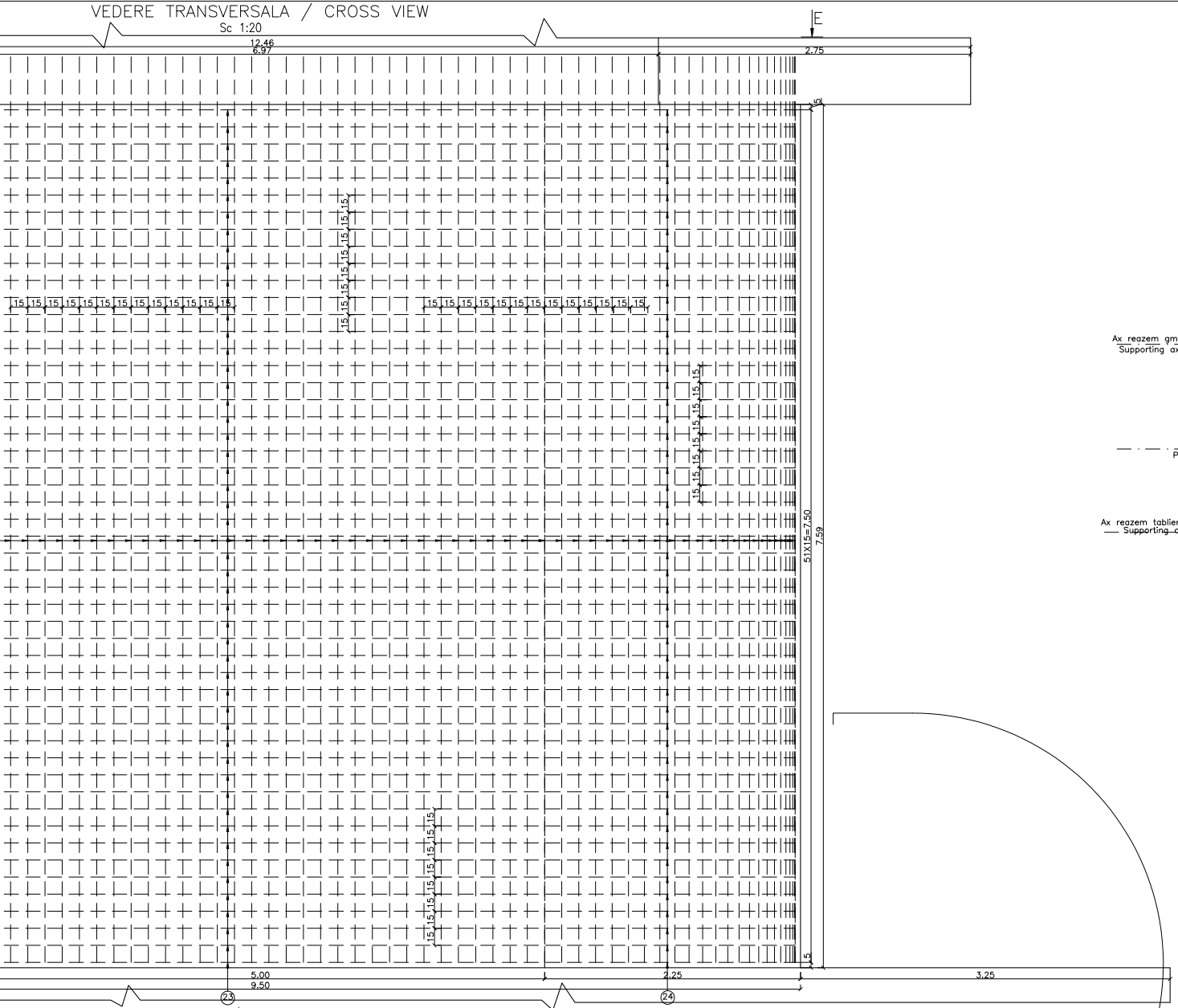
E
12.46
6.97
2.75
15
15 15 15 15 15 15 15 15 15 15 15 15 15
51X15=7.50
7.59
5
5.00
9.50
2.25
3.25
23
24
R220

SECTIUNE E-E / E-E SECTION

Sc 1:20

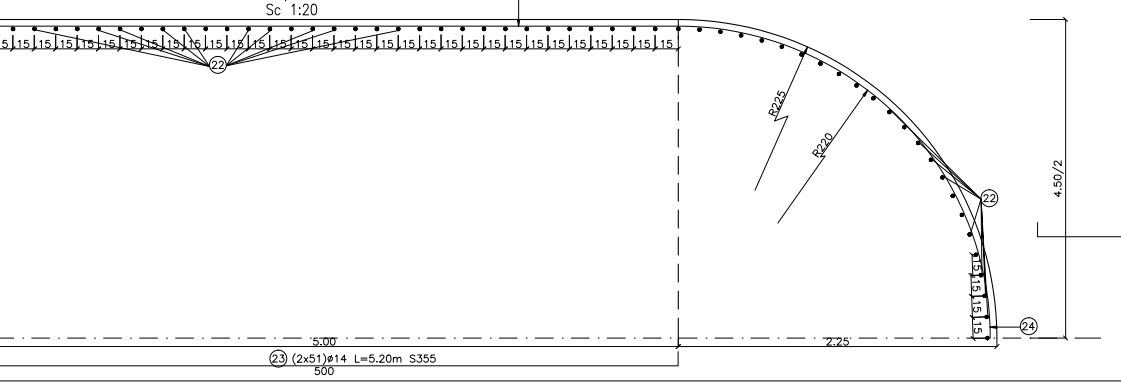
23
22
15 15 15 15 15
R225
R220
24
4.50/2
5.00
2.25
500

㉓ (2x51)ø14 L=5.20m S355

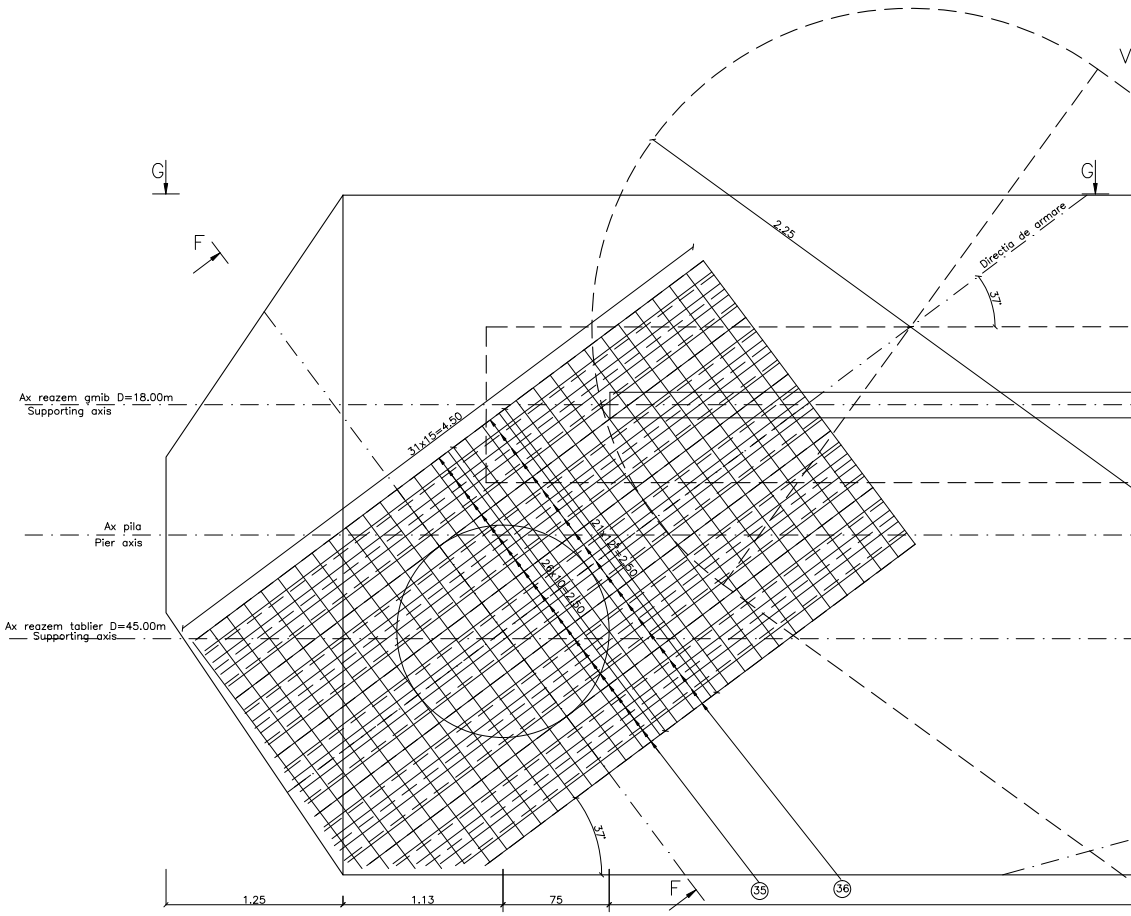
V
G
G
F
2.25
Directia de armare
37°
Ax reazem gmib D=18.00m
Supporting axis
Ax pila
Pier axis
Ax reazem tablier D=45.00m
Supporting axis
31x15=4.50
21x12=2.50
26x10=2.50
37°
F
35
36
1.25
1.13
75

VEDERE TRANSVERSALA G–G/ G–G CROSS VIEW

La executie se va avea in vedere trecerea barelor pe sub sina

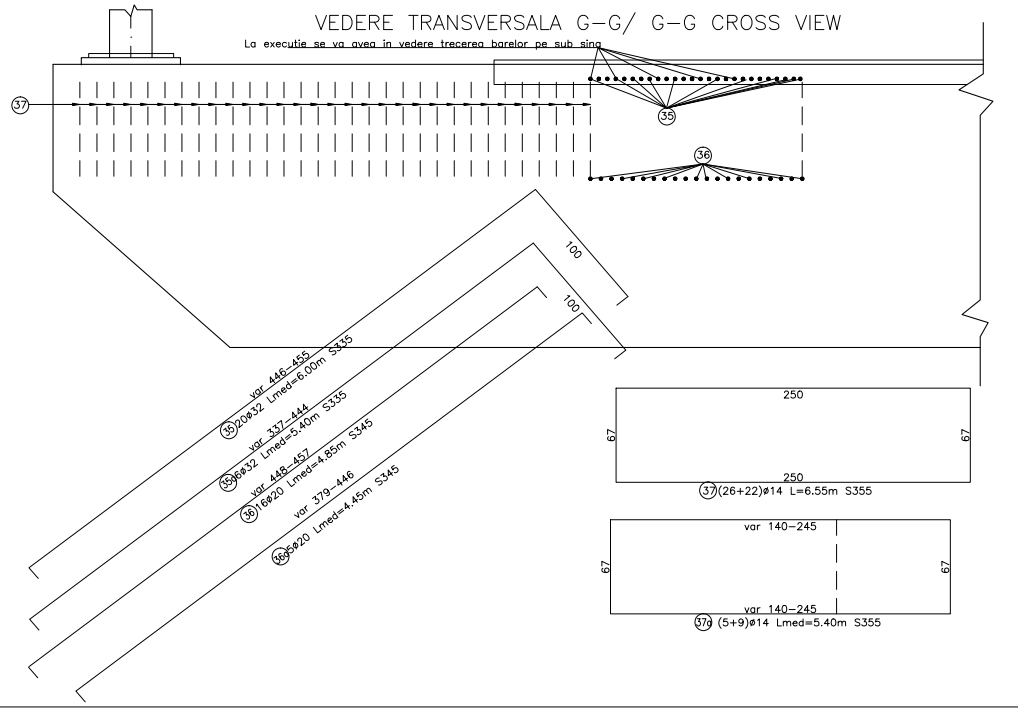
37
35
36
100
100
250
250
67
67
var 140–245
var 140–245
67
67

㉟ 20ø32 Lmed=6.00m S335 var 446–455

35a 6ø32 Lmed=5.40m S335 var 337–444

㊱ 16ø20 Lmed=4.85m S345 var 448–457

36a 5ø20 Lmed=4.45m S345 var 379–446

㊲ (26+22)ø14 L=6.55m S355

37a (5+9)ø14 Lmed=5.40m S355

EDERE IN PLAN / PLAN VIEW

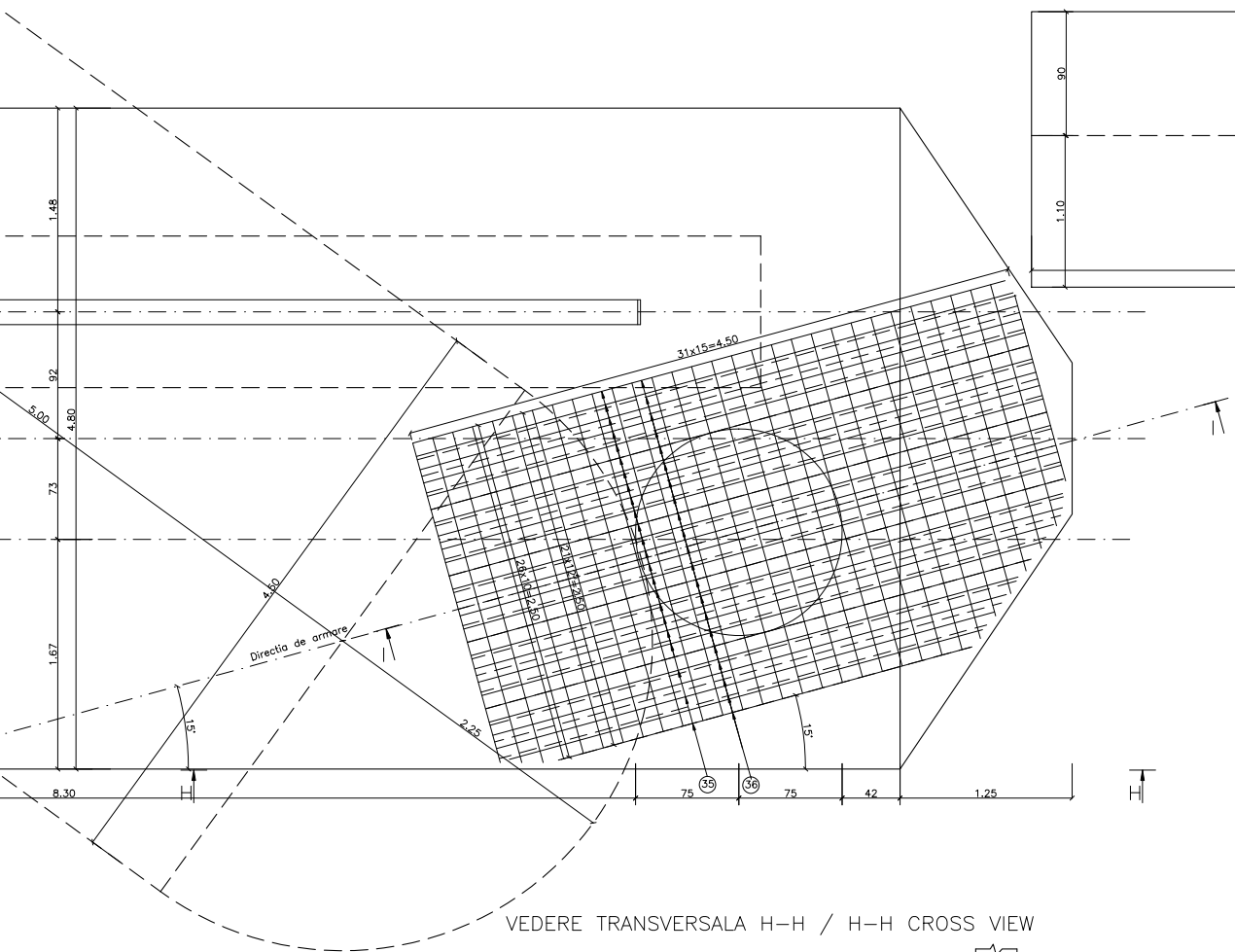
1.48
92
4.80
73
1.67
5.00
4.50
2.25
31x15=4.50
26x10=2.50
21x12=2.50
Directia de armare
15°
15°
I
I
H
H
8.30
75
75
42
1.25
35
36

SECTIUNE F–F / F–F SECTION
Sc 1:20

La executie se va avea in vedere trecerea barelor pe sub sina

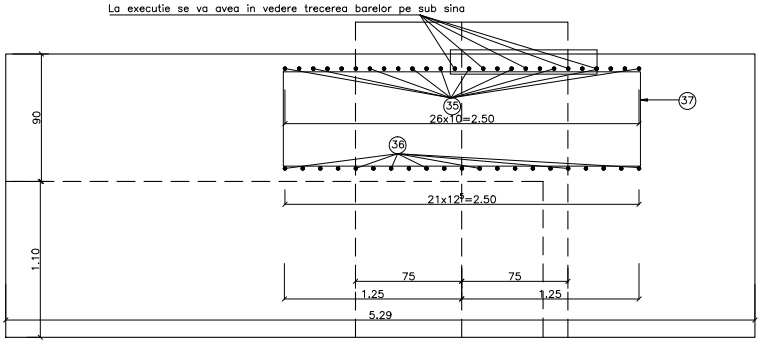
35
36
37
26x10=2.50
21x12=2.50
90
1.10
75
75
1.25
1.25
5.29

SECTIUNE I–I / I–I SECTION
Sc 1:20

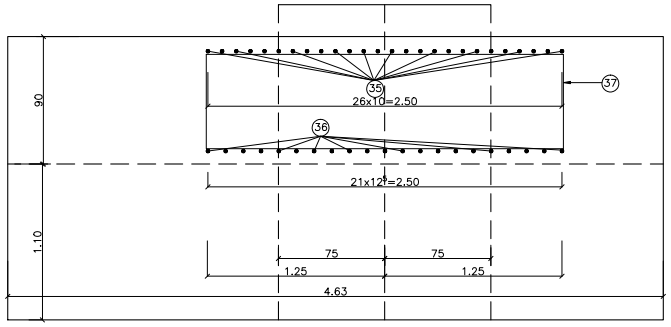
35
36
37
26x10=2.50
21x12=2.50
90
1.10
75
75
1.25
1.25
4.63

VEDERE TRANSVERSALA H–H / H–H CROSS VIEW

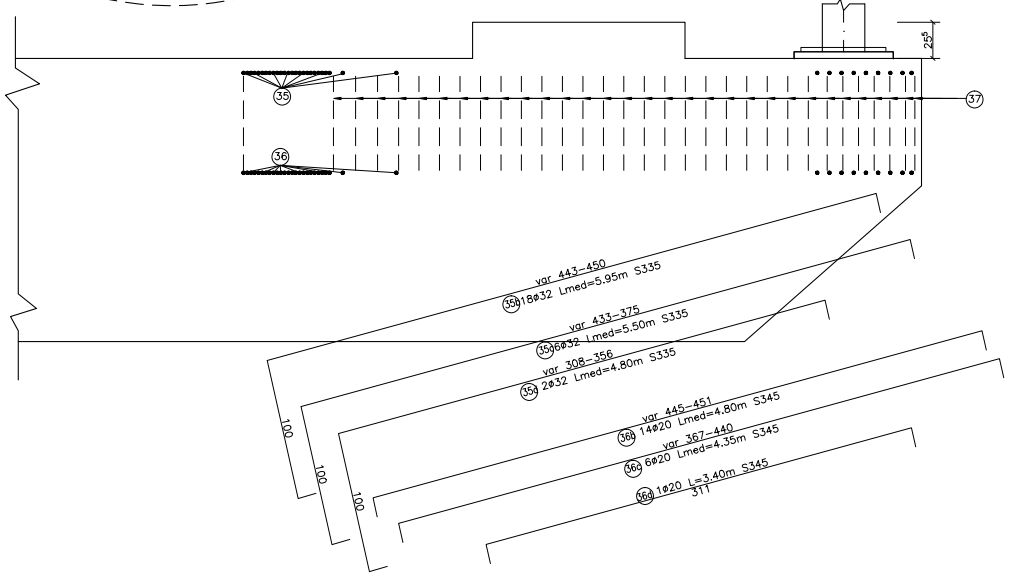
35
36
37
25
var 443–450
35b 18⌀32 Lmed=5.95m S335
var 433–375
35c 6⌀32 Lmed=5.50m S335
var 308–356
35d 2⌀32 Lmed=4.80m S335
var 445–451
36b 14⌀20 Lmed=4.80m S345
var 367–440
36c 6⌀20 Lmed=4.35m S345
36d 1⌀20 L=3.40m S345
311
100
100
100

EXTRAS DE ARMATURA PENTRU PILE
REINFORCEMENT FOR PIERS

Marca	Diametru	Lung./buc.[m]	Nr.buc.	S355			S345					S335
				Φ10	Φ12	Φ14	Φ16	Φ20	Φ22	Φ25	Φ28	Φ32
1	12	1.05	56		58.80							
2	10	1.25	112	140.00								
3	10	5.80	56	324.80								
3a	10	6.00	12	72.00								
4	28	12.00	4								48.00	
5	16	10.35	24				248.40					
6	12	10.25	60		615.00							
7	10	8.25	187	1542.75								
8	10	2.05	136	278.80								
8a	10	1.95	34	66.30								
9	20	12.00	29					348.00				
10	20	12.00	22					264.00				
11	25	12.00	30							360.00		
12	22	5.05	56						282.80			
12a	22	6.90	56						386.40			
12b	22	7.90	56						442.40			
13	22	6.40	18						115.20			
13a	22	9.30	18						167.40			
13b	22	4.90	18						88.20			
14	12	2.35	112		263.20							
15	12	21.50	30		645.00							
15a	12	5.10	30		153.00							
16	22	8.15	18						146.70			
17	10	0.75	6	4.50								
18	32	2.65	4									10.60
19	10	2.60	10	26.00								
20	10	0.76	8	6.00								
21	20	7.80	10					78.00				
21a	25	5.95	16							95.20		
22	14	8.20	158			1295.60						
23	14	5.20	102			530.40						
24	14	8.55	102			872.10						
25	22	7.95	6						47.70			
26	22	7.35	6						44.10			
27	22	6.80	6						40.80			
28	22	6.25	6						37.50			
29	22	6.35	4						25.40			
30	22	5.65	4						22.60			
31	22	4.95	4						19.80			
32	22	4.35	4						17.40			
33	20	6.75	20					135.00				
33a	25	4.50	40							180.00		
34	28	6.50	2								13.00	
34a	28	3.70	4								14.80	
35	32	6.00	20									120.00
35a	32	5.40	6									32.40
35b	32	5.95	18									107.10
35c	32	5.50	6									33.00
35d	32	4.80	2									9.60
36	20	4.85	16					77.60				
36a	20	4.45	5					22.25				
36b	20	4.80	14					67.20				
36c	20	4.35	6					26.10				
36d	20	3.40	1					3.40				
37	14	6.55	48			314.40						
37a	14	5.40	14			75.60						
Lungimi totale pe diametre (m)				2461.15	1735.00	3088.10	248.40	1021.55	1884.40	635.20	75.80	312.70
Masa pe metru liniar (kg/ml)				0.617	0.888	1.208	1.578	2.466	2.984	3.853	4.834	6.313
Masa pe diametre (kg)				1517.39	1540.36	3731.70	392.06	2519.30	5623.13	2447.66	366.39	1974.18
Masa pe tip otel (kg)				6789.45			11348.53					1974.18
Masa totala pila (kg)				20112.17								
Pierderi 5% (kg)				1005.61								
Masa totala o pila (kg)				21150.00								
Masa totala 2 pile (kg)				42300.00								

Se interzice copierea, difuzarea, imprumutarea sau utilizarea in alte scopuri, fara permisiunea Arex Lider Company ca proprietar al desenului.
This drawing is forbidden to be copied, lent or used in other purposes than those previously approved by Arex Lider Company as its owner.

Indice Index	Data Date	Modificare Modification/Revision	Proiectant Designer	Aprobat Consultant Approved Consultant	Aprobat CFR Approved CFR
D					
C					
B					
A					

GUVERNUL ROMANIEI
ROMANIAN GOVERNMENT

PROIECT FINANȚAT DE UNIUNEA EUR
EUROPEAN UNION FINANCED P

CLIENT / CLIENT

C.N.C.F. "C.F.R." - S.A.

ITALFERR
GRUPPO FERROVIE DELLO STATO
Joint Venture leader

Scott Wilson

OBERMEYER
PLANEN + BERATEN GmbH

TECNIC
Consulting Engineers

CONSULTANT / CONSULTANT

			Data Date	Semnătură Signature
Aprobat Approved	Şef proiect Project manager	R. Liuzza		
Aprobat Approved	Coordonator Secţiune 1 Section 1 Coordinator	C. Gambelli		
Verificat Checked	Expert Cheie Checking Expert	V. Kallidromitis		VK

SUBCONTRACTANT / SUBCONTRACTOR

AREX COMPANY

Aprobat Approved	Responsabil Subconsultant Subconsultant Responsible	A.Stanciu - Dinulescu	08.2012	
Întocmit Elaborated	Proiectant Designer	Dinu Andreea	08.2012	

Reabilitarea liniei de cale ferata Brașov - Simeria, parte componentă a coridorului IV Pan European, pentru circulația trenurilor cu viteza maximă de 160 km/h, Tronsonul : Brașov - Sighișoara
Rehabilitation of the railway line Brașov - Simeria, component Part of the IV Pan-European Corridor, for the trains circulation with maximum speed of 160 km/h, Section : Brașov - Sighișoara

Proiect/Project
2004/RO/16/P/PA/003

Faza / Phase:
P.Th. / T.D.
D.E. / E.D.

Denumire desen / Drawing Title :
INTERVAL / SECTION FELDIOARA - APATA
POD / BRIDGE Km 200+477.804 - D=18.00+45.00+18.00m
PLAN ARMARE PILE / REINFORCEMENT PLAN CELLS

Codificare / Codification System	Scara / Scale	LOT / LOT	Nr. / No
E A 5 1 · 0 1 · E · 0 8 · B C · P V · 0 1 · 3 · 2 · 0 1 8 · 0	1:20		01 / 01