SECTIUNE C-C

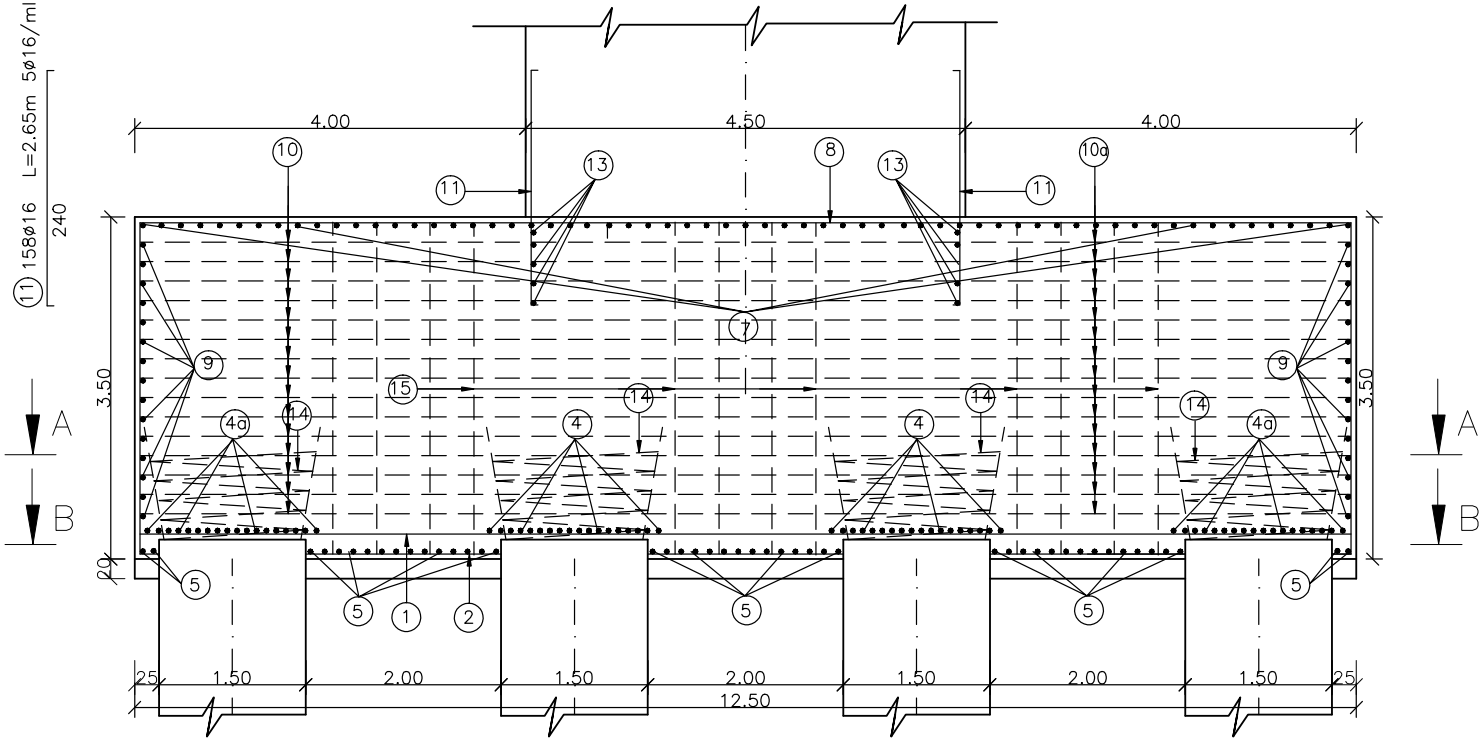
⑪ 158ø16 L=2.65m 5ø16/ml
240
4.00
4.50
4.00
⑩
⑬
⑧
⑬
⑩a
⑪
⑪
⑦
⑨
⑨
3.50
3.50
⑮
⑭
⑭
⑭
⑭
④a
④
④
④a
A
B
A
B
20
⑤
⑤
①
②
⑤
⑤
⑤
25
1.50
2.00
1.50
2.00
1.50
2.00
1.50
25
12.50

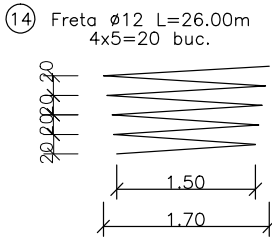
⑭ Freta ø12 L=26.00m
4x5=20 buc.
20
20
20
20
20
1.50
1.70

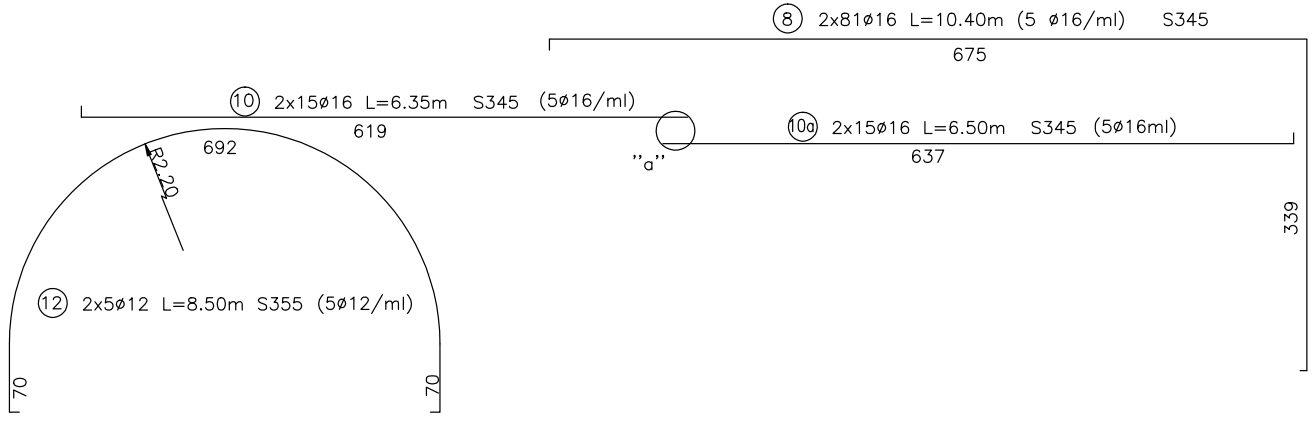
⑧ 2x81ø16 L=10.40m (5 ø16/ml) S345
675
339
⑩ 2x15ø16 L=6.35m S345 (5ø16/ml)
619
"a"
⑩a 2x15ø16 L=6.50m S345 (5ø16ml)
637
692
R2.20
⑫ 2x5ø12 L=8.50m S355 (5ø12/ml)
70
70

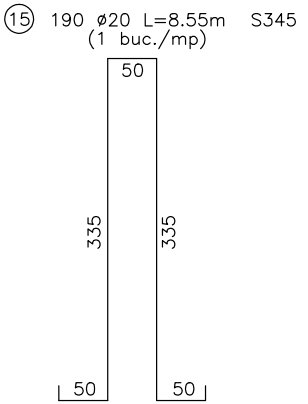
⑮ 190 ø20 L=8.55m S345
(1 buc./mp)
50
335
335
50
50

SECTIUNE D-D

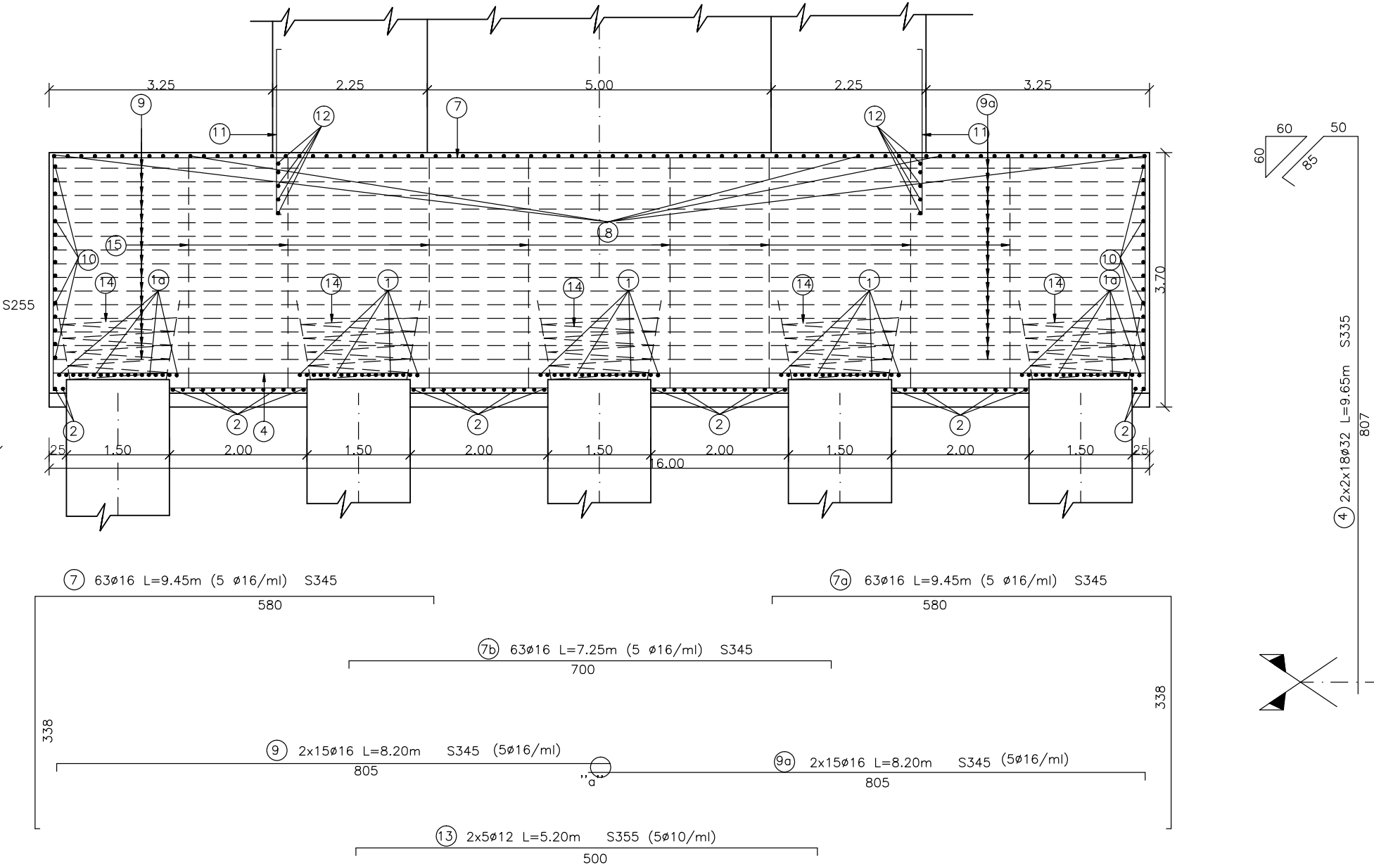
3.25
2.25
5.00
2.25
3.25
⑨
⑨a
⑦
⑪
⑪
⑫
⑫
⑧
⑮
⑩
⑩
⑭
①a
①
S255
3.70
②
④
25
1.50
2.00
16.00
60
50
60
85
④ 2x2x18ø32 L=9.65m S335
807
⑦ 63ø16 L=9.45m (5 ø16/ml) S345
580
⑦a 63ø16 L=9.45m (5 ø16/ml) S345
580
⑦b 63ø16 L=7.25m (5 ø16/ml) S345
700
338
338
⑨ 2x15ø16 L=8.20m S345 (5ø16/ml)
805
"a"
⑨a 2x15ø16 L=8.20m S345 (5ø16/ml)
805
⑬ 2x5ø12 L=5.20m S355 (5ø10/ml)
500

SECTIUNE A-A

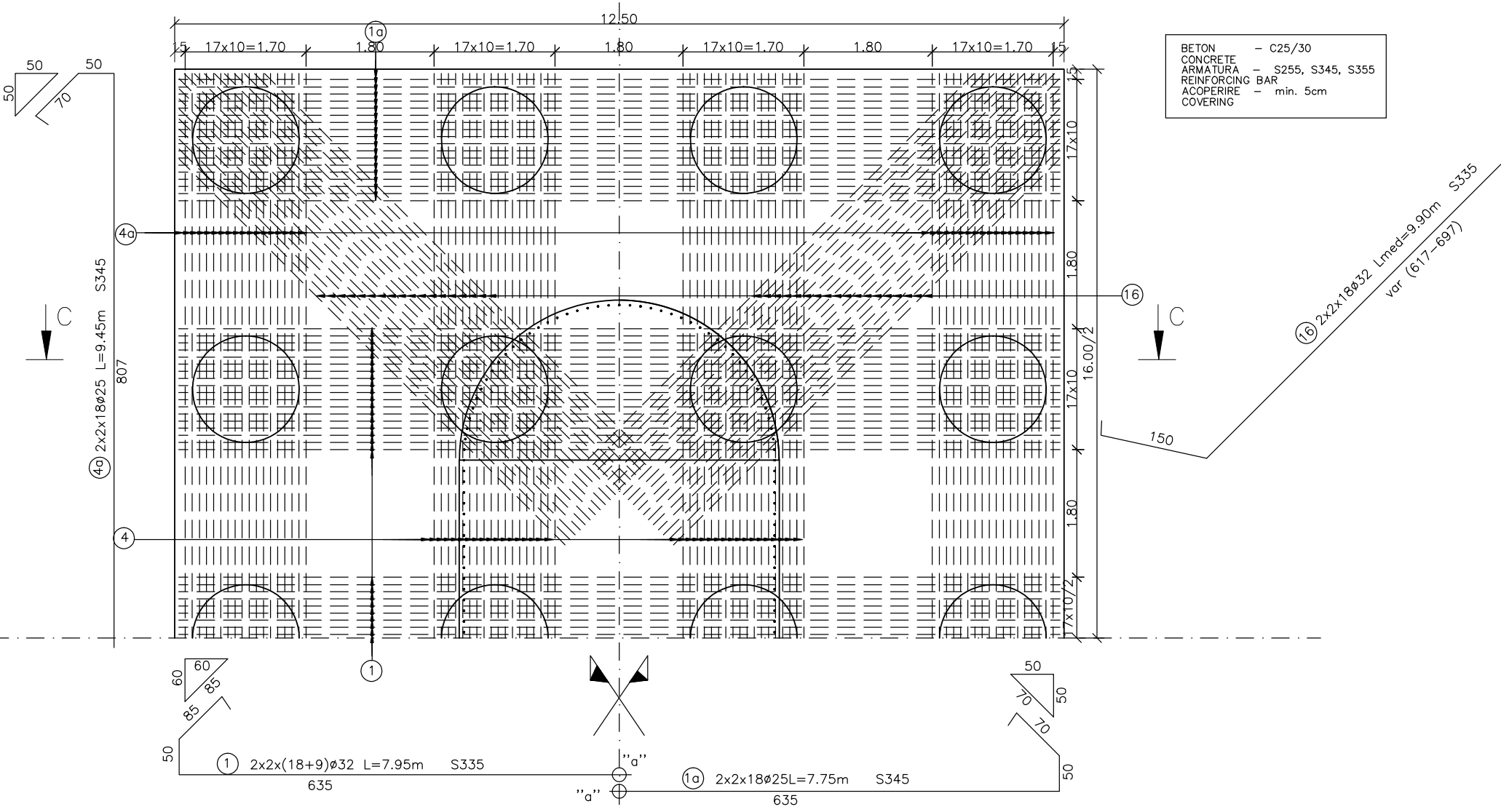
12.50
15
17x10=1.70
1.80
17x10=1.70
1.80
17x10=1.70
1.80
17x10=1.70
15
1a
4a
4
16
1
C
C
15
17x10
1.80
16.00/2
17x10
1.80
17x10/2
50
50
50
70
④a 2x2x18ø25 L=9.45m S345
807
⑯ 2x2x18ø32 Lmed=9.90m S335
var (617-697)
150
60
60
85
85
50
① 2x2x(18+9)ø32 L=7.95m S335
635
"a"
"a"
①a 2x2x18ø25L=7.75m S345
635
50
50
70
70
50

BETON – C25/30
CONCRETE
ARMATURA – S255, S345, S355
REINFORCING BAR
ACOPERIRE – min. 5cm
COVERING

SECTIUNE B–B

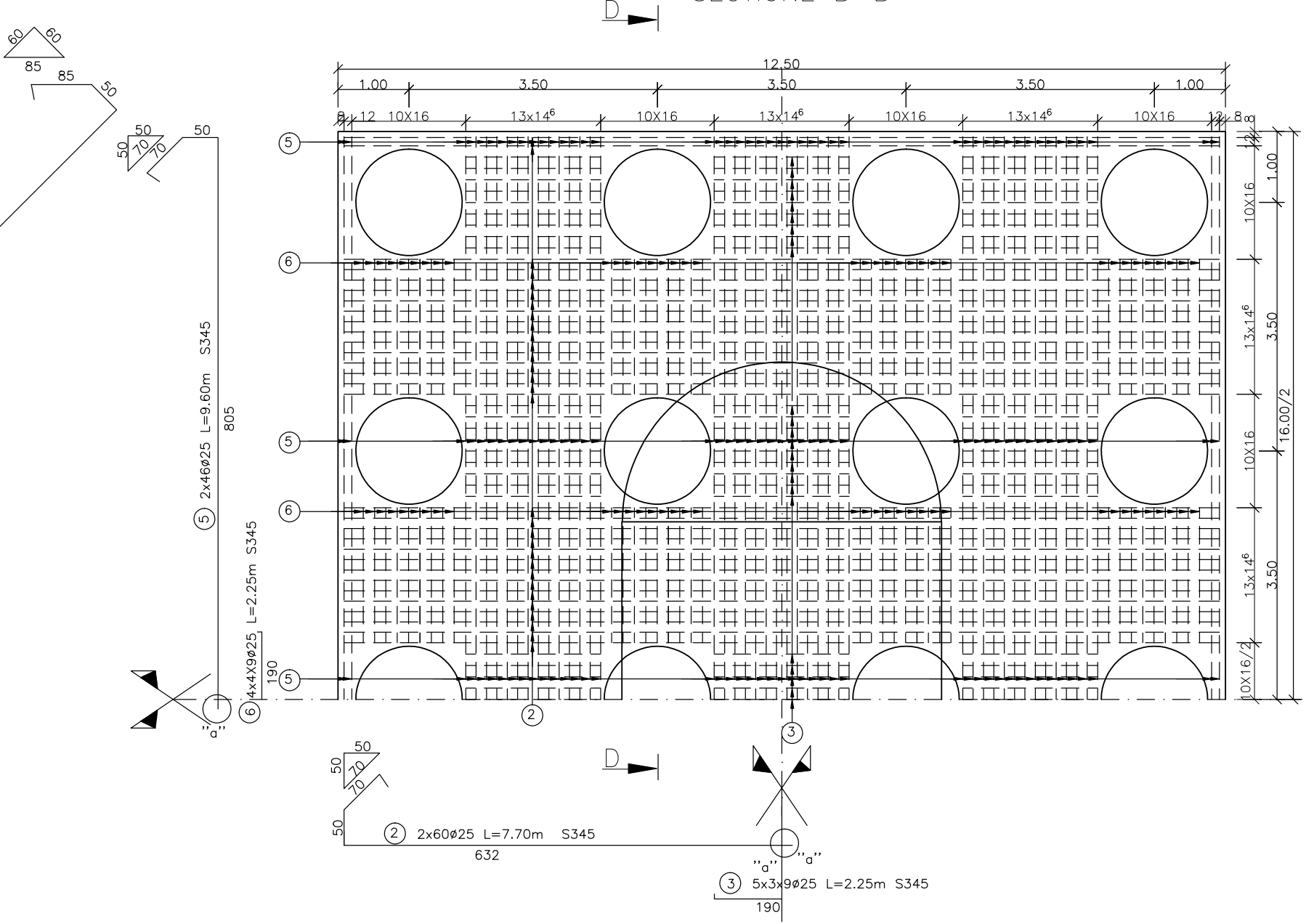
D
60
60
85
85
50
50
50
70
70
50
12,50
1.00
3.50
3.50
3.50
1.00
8
12
10X16
13x14⁶
10X16
13x14⁶
10X16
13x14⁶
10X16
12
8
8
5
6
5
6
5
2x46ø25 L=9.60m S345
805
6
4x4X9ø25 L=2.25m S345
190
"a"
2
3
1.00
10X16
13x14⁶
3.50
16.00/2
10X16
13x14⁶
3.50
10X16/2
D
50
50
70
50
2 2x60ø25 L=7.70m S345
632
"a"
"a"
3 5x3x9ø25 L=2.25m S345
190

EXTRAS DE ARMATURA PE REINFORCEMENT F				
Marca	Diametru	Lung./buc.[m]	Nr.buc.	S255
				ϕ12
1	32	7.95	108	
1a	25	7.75	72	
2	25	7.70	120	
3	25	2.25	135	
4	32	9.65	72	
4a	25	9.45	72	
5	25	9.60	92	
6	25	2.25	144	
7	16	9.45	63	
7a	16	9.45	63	
7b	16	7.25	63	
8	16	10.40	162	
9	16	8.20	30	
9a	16	8.20	30	
10	16	6.35	30	
10a	16	6.50	30	
11	16	2.65	158	
12	12	8.50	10	
13	12	5.20	10	
14	12	26.00	20	520.00
15	20	8.55	190	
16	32	9.90	72	
Lungimi totale pe diametre			(m)	520.00
Masa pe metru liniar			(kg/ml)	0.888
Masa pe diametre			(kg)	461.66
Masa pe tip otel			(kg)	461.66
Masa totala radier pila			(kg)	
Pierderi 5%			(kg)	
Sudura 2%			(kg)	
Masa totala un radier pila			(kg)	
Masa totala 2 radiere pile			(kg)	

NOTA

1.Prezentul plan s–a intocmit in conformitate
planul de cofraj EA5101E08BBPV01320110, EA
2.Innadirea barelor prin sudura, se va face in
3.Armarea coloanelor este cuprinsa in planul E
4.Betonul din radier se va turna prin pompare.
5.La punerea in opera a betonului turnat prin
in asa fel incat:
–procesul de pompare sa se desfasoare conti
–turnarea sa se faca in 3(trei) puncte si sa
–inaltimea libera de cadere a betonului sa fie
–betonul se va turna in straturi de max. 40c
–betonul sa fie bine compactat prin vibrare.

NTRU RADIERUL PILELOR
OR RAFT OF PIERS

S355	S345			S335
ϕ12	ϕ16	ϕ20	ϕ25	ϕ32
				858.60
			558.00	
			924.00	
			303.75	
				694.80
			680.40	
			883.20	
			324.00	
	595.35			
	595.35			
	456.75			
	1684.80			
	246.00			
	246.00			
	190.50			
	195.00			
	418.70			
85.00				
52.00				
		1624.50		
				712.80
137.00	4628.45	1624.50	3673.35	2266.20
0.888	1.578	2.466	3.853	6.313
121.63	7305.25	4006.26	14154.74	14307.30
121.63	25466.25			14307.30
40356.85				
2017.84				
40.36				
42450.00				
84900.00				

cu
5101E08BCPV01320180.
conformitate cu prevederile din"Normativ C28-83"
A5101E08BCPV01320190.

pompare se vor lua toate masurile

nuu fara intreruperi;
dureze max 6 ore;
de max 0.5m;
m grosime, pentru a permite o buna vibrare.

DETALIUL "a"
INADIREA BARELOR DIN OTEL S345 PRIN SUDARE MANUALA CU ARC ELECTRIC

Sc. 1:5

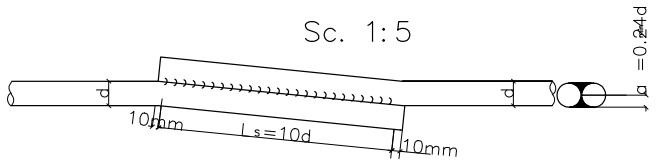

d
d
10mm
Ls=10d
10mm
a =0.24d
a

Innadire prin suprapunere, cusatura pe ambele parti cu cusatura de racordare la barele necoaxiale ∅>20, conf. C28/83.

NOTE:

1.This drawing was drawn up according to the shuttering plan EA5101E08BBPV01320110, EA5101E08BCPV01320180.
2.The bars will be joined by welding according to "Norm C28 – 83".
3.The column reinforcing can be found in drawing EA5101E08BCPV01320190. The concrete in the raft will be cast by pumping.
4.During pumped concrete placement, all measures will be taken so that:
–the pumping process will be continuous, without any interruption;
–the concrete will be cast in 3 (three) points and will last max. 6 hours;
–the free falling height of concrete will be max. 0.5m;
–the concrete will be cast in max. 40 cm thick layers to allow good vibration;
–the concrete will be well–compacted by vibration.

Se interzice copierea, difuzarea, imprumutarea sau utilizarea in alte scopuri, fara permisiunea Arex Lider Company ca proprietar al desenului.
This drawing is forbidden to be copied, lent or used in other purposes than those previously approved by Arex Lider Company as its owner.

D					
C					
B					
A					
Indice **Index**	**Data** **Date**	**Modificare** **Modification/Revision**	**Proiectant** **Designer**	**Aprobat Consultant** **Approved Consultant**	**Aprobat CFR** **Approved CFR**

GUVERNUL ROMANIEI
ROMANIAN GOVERNMENT

PROIECT FINANȚAT DE UNIUNEA EUROPEANĂ
EUROPEAN UNION FINANCED PROJECT

CLIENT / CLIENT

C.N.C.F. "C.F.R." - S.A.

ITALFERR
GRUPPO FERROVIE DELLO STATO
Joint Venture leader

Scott Wilson

OBERMEYER
PLANEN + BERATEN GmbH

TECNIC
Consulting Engineers

CONSULTANT / CONSULTANT

			Data **Date**	**Semnătură** **Signature**
Aprobat **Approved**	**Şef proiect** **Project manager**	**R. Liuzza**		
Aprobat **Approved**	**Coordonator Secțiune 1** **Section 1 Coordinator**	**C. Gambelli**		
Verificat **Checked**	**Expert Cheie** **Checking Expert**	**V. Kallidromitis**		

SUBCONTRACTANT / SUBCONTRACTOR

AREX Lider COMPANY

Aprobat **Approved**	**Responsabil Subconsultant** **Subconsultant Responsible**	**A.Stanciu - Dinulescu**	**08.2012**	
Întocmit **Elaborated**	**Proiectant** **Designer**	**Dinu Andreea**	**08.2012**	

Reabilitarea liniei de cale ferata Braşov - Simeria, parte componentă a coridorului IV Pan European, pentru circulația trenurilor cu viteza maximă de 160 km/h, Tronsonul : Braşov - Sighişoara
Rehabilitation of the railway line Braşov - Simeria, component Part of the IV Pan-European Corridor, for the trains circulation with maximum speed of 160 km/h, Section : Braşov - Sighişoara

Proiect/Project
2004/RO/16/P/PA/003

Faza / Phase:
P.Th. / T.D.
D.E. / E.D.

Denumire desen / Drawing Title :

INTERVAL / SECTION FELDIOARA - APATA
POD / BRIDGE Km 200+477.804 - D=18.00+45.00+18.00m
Plan armare radier pilele / Plan for raft reinforcement -cells

Codificare / Codification System	**Scara / Scale** **1:50**	**LOT / LOT**	**Nr. / No** **01 / 01**
EA51 01 E 08 BC PV 01 3 2 021 0			