SECTIUNE TRANSVERSALA TABLIER POD
BRIDGE DECK CROSS SECTION
sc. 1:20

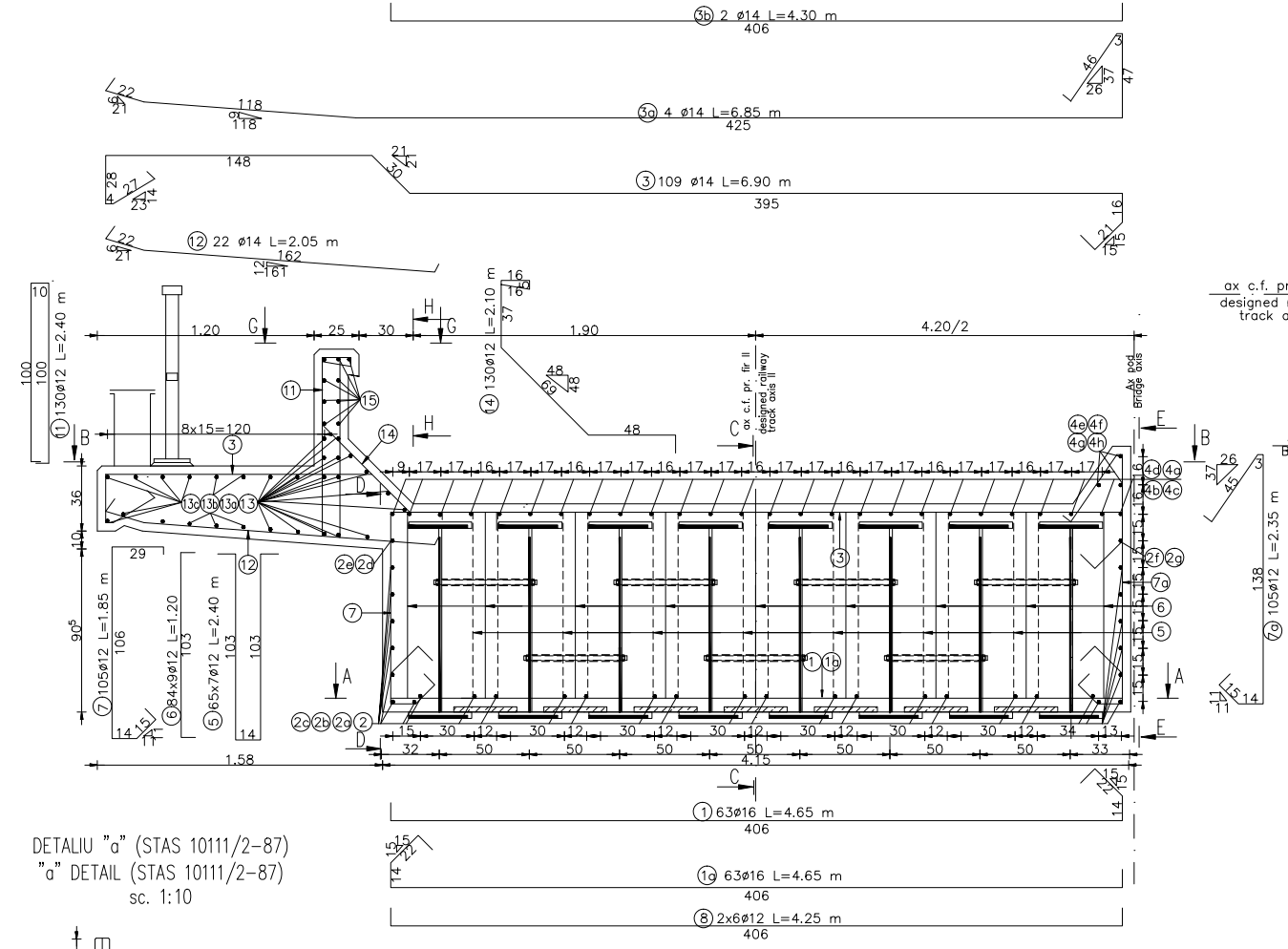

(3b) 2 ø14 L=4.30 m
406
(3a) 4 ø14 L=6.85 m
425
118
118
(3) 109 ø14 L=6.90 m
148
395
(12) 22 ø14 L=2.05 m
162
161
(11) 130ø12 L=2.40 m
100
100
(14) 130ø12 L=2.10 m
48
48
1.20
25
30
1.90
4.20/2
8x15=120
ax c.f. pr. fir II
designed railway track axis II
Ax pod
Bridge axis
9 17 17 16 17 17 16 17 17 16 17 17 16 17 17 16 17 17 16 17 17 16 17 17
15 30 12 30 12 30 12 30 12 30 12 30 12 30 12 34 13
32 50 50 50 50 50 50 50 33
4.15
1.58
(7) 105ø12 L=1.85 m
106
(6) 84x9ø12 L=1.20
103
(5) 65x7ø12 L=2.40 m
103
103
29
36
10
90⁵
(7a) 105ø12 L=2.35 m
138
(13c) (13b) (13a) (13)
(15)
(2e) (2d)
(2c) (2b) (2a) (2)
(4e) (4f) (4g) (4h)
(4d) (4a) (4b) (4c)
(2f) (2g)
(1) (1a)
A
B
C
D
E
G
H
(1) 63ø16 L=4.65 m
406
(1a) 63ø16 L=4.65 m
406
(8) 2x6ø12 L=4.25 m
406

DETALIU "a" (STAS 10111/2-87)
"a" DETAIL (STAS 10111/2-87)
sc. 1:10

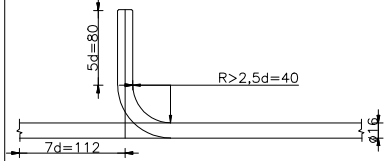

5d=80
R>2,5d=40
ø16
7d=112

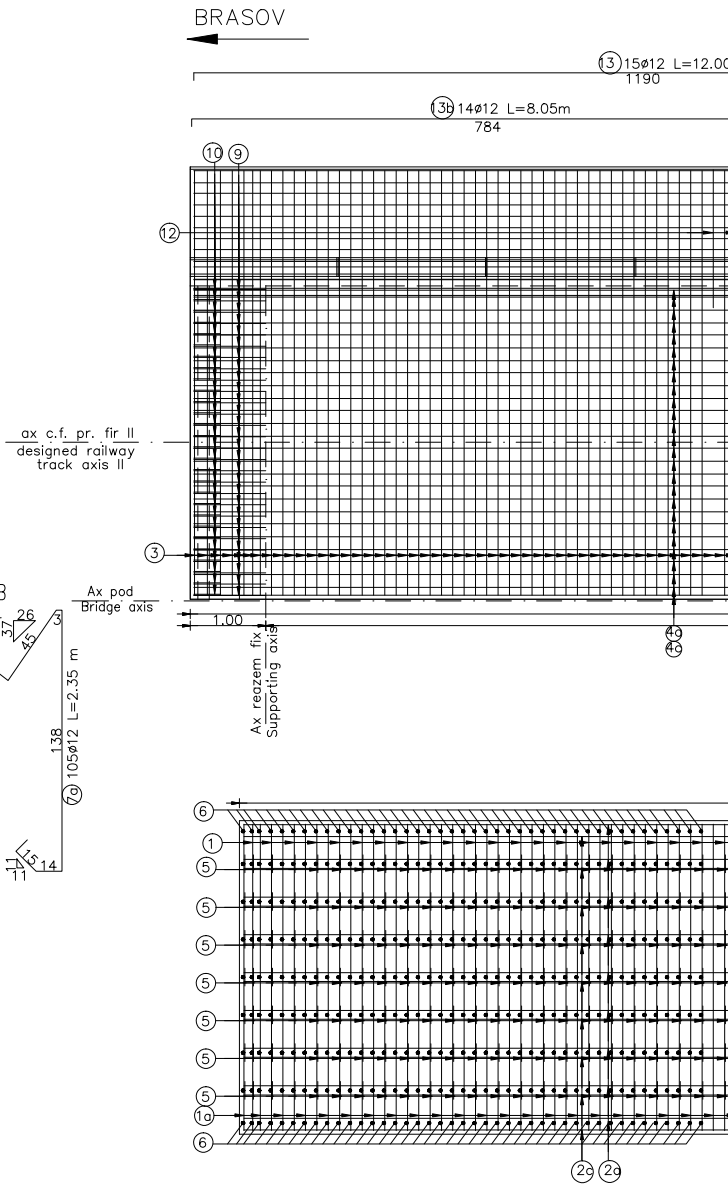

BRASOV
(13) 15ø12 L=12.00
1190
(13b) 14ø12 L=8.05m
784
(10) (9)
(12)
(3)
ax c.f. pr. fir II
designed railway track axis II
Ax pod
Bridge axis
1.00
Ax reazem fix
Supporting axis
(4a)
(4a)
(6)
(1)
(5)
(5)
(5)
(5)
(5)
(5)
(5)
(1a)
(6)
(2a) (2a)

Beton: Concrete:	– C30/37 suprastructura/superstructure
Tipul grinzilor: Beams type:	– grinzi metalice sudate/steel welded girders
Otel pentru grinzi: Steel for the beams:	– (OL 37–EP) $S275J_3G_3$ (EN 10025/2004)
Armatura: Reinforcement:	– S355;S345
Strat de acoperire: Concrete cover	– min. 4cm expunere in aer/air exposed

SECTIUNE B-B
B-B SECTION
sc. 1:50

SIGHISOARA

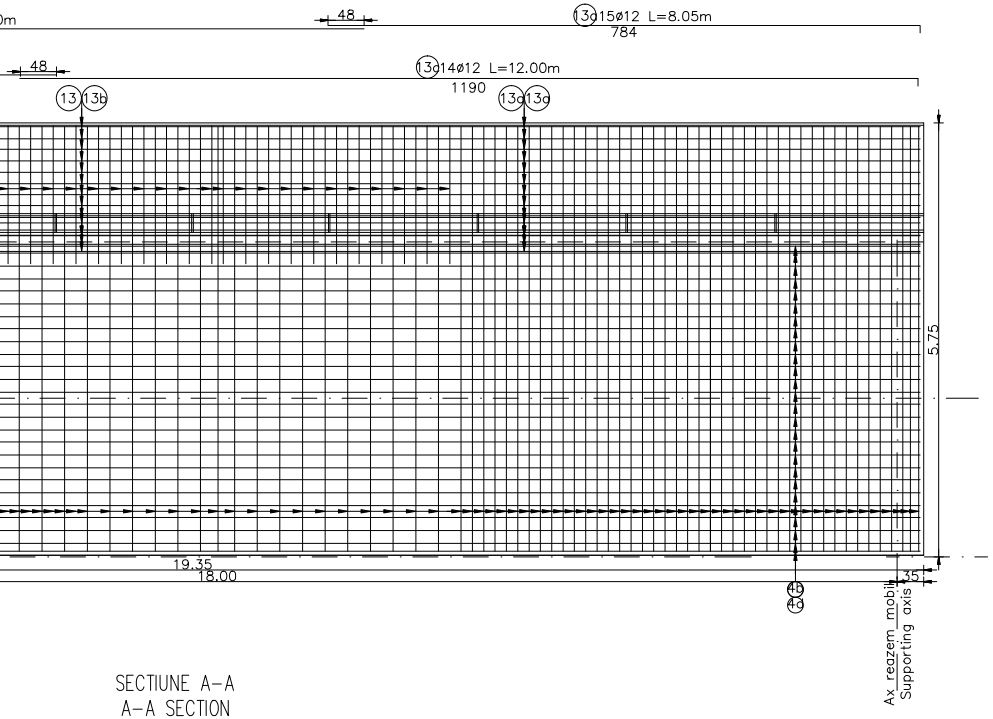

0m
48
13a 15ø12 L=8.05m
784
48
13c 14ø12 L=12.00m
1190
13
13b
13a
13d
5.75
19.35
18.00
35
4c
4a
Ax reazem mobil
Supporting axis

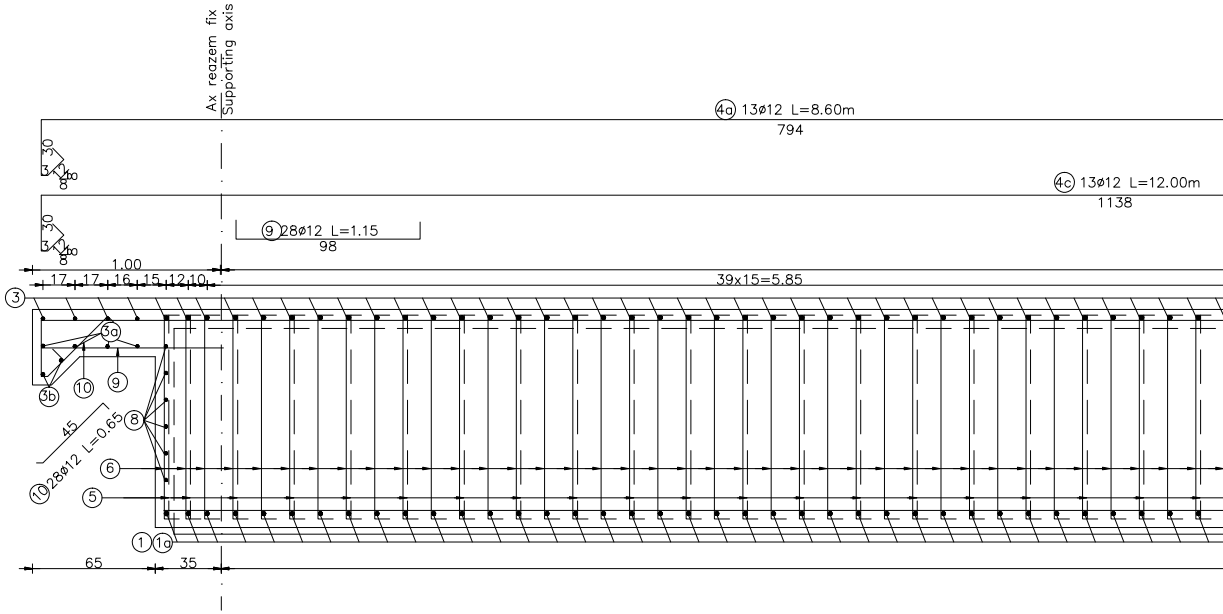

Ax reazem fix
Supporting axis
4a 13ø12 L=8.60m
794
4c 13ø12 L=12.00m
1138
30
3
10
8
9 28ø12 L=1.15
98
1.00
17 17 16 15 12 10
39x15=5.85
3
3a
3b
10
9
8
45
10 28ø12 L=0.65
6
5
1
1a
65
35

SECTIUNE A-A
A-A SECTION
sc. 1:50

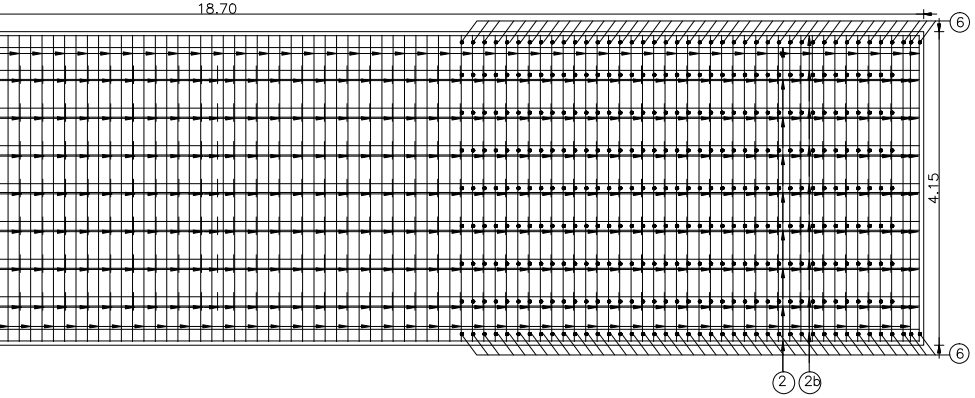

18.70
6
4.15
6
2
2b

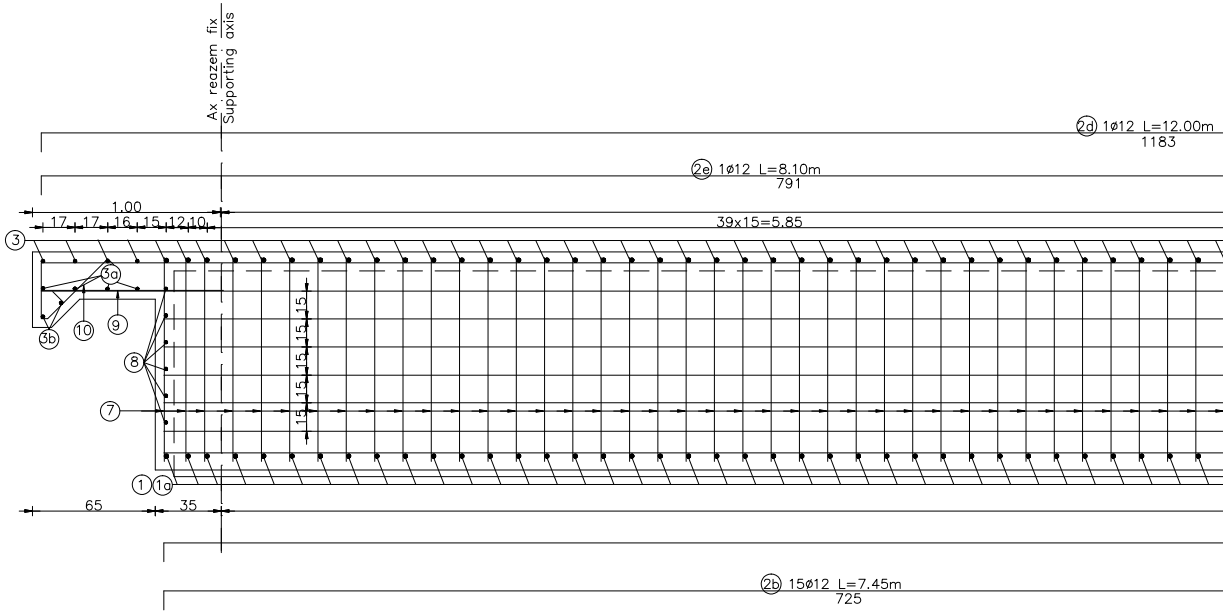

Ax reazem fix
Supporting axis
2d 1ø12 L=12.00m
1183
2e 1ø12 L=8.10m
791
1.00
17 17 16 15 12 10
39x15=5.85
3
3a
3b
10
9
8
15 15 15 15 15 15
7
1
1a
65
35
2b 15ø12 L=7.45m
725

NOTA/NOTE

Pentru mentinerea pozitiei corecte in timpul betonarii, se vor monta distantieri minim 4buc./m^2. Distantierii trebuie legati cu sarma de carcasa de armatura.

In order to maintain the correct position during concreting, minimum 4pcs./m^2 distance pieces shall be mounted. The distance pieces shall be connected to the reinforcing framework, using wire.

SECTIUNE C-C/C-C SECTION

sc. 1:20

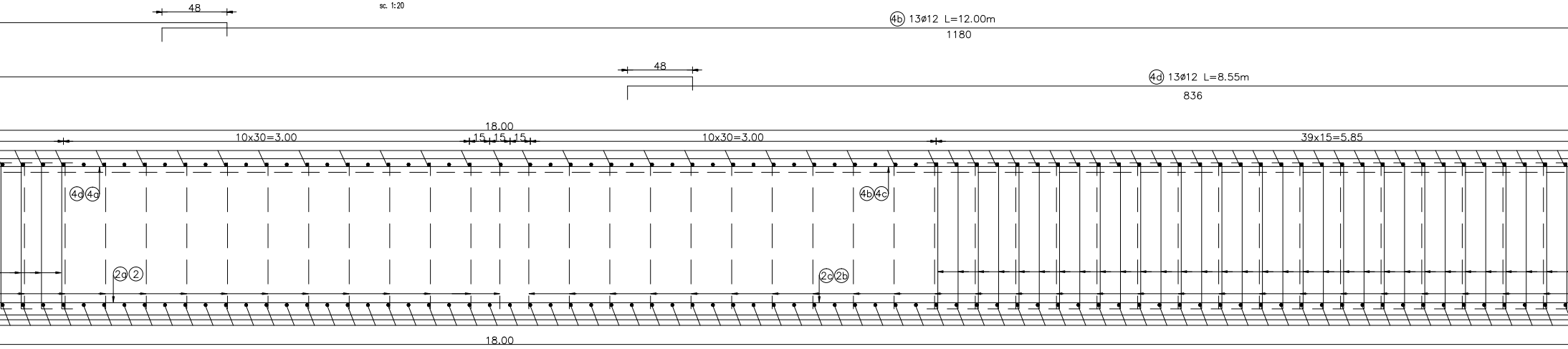
48
4b 13ø12 L=12.00m
1180
48
4d 13ø12 L=8.55m
836
18.00
10x30=3.00
15 15 15
10x30=3.00
39x15=5.85
4d 4a
4b 4c
2a 2
2c 2b
18.00

SECTIUNE D-D/D-D SECTION

sc. 1:20

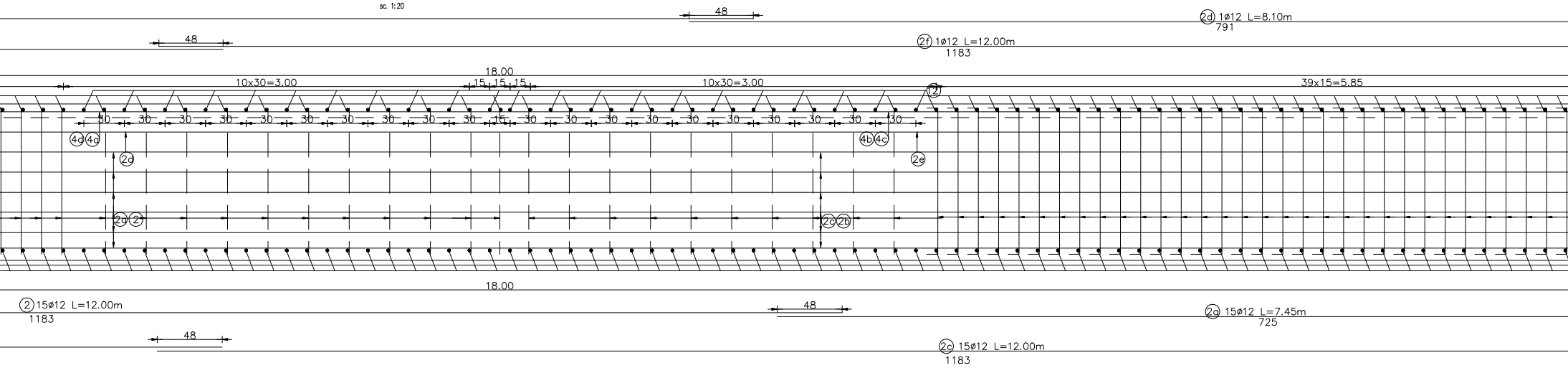
48
2d 1ø12 L=8.10m
791
48
2f 1ø12 L=12.00m
1183
18.00
10x30=3.00
15 15 15
10x30=3.00
39x15=5.85
2
30 30 30 30 30 30 30 30 30 30 15 30 30 30 30 30 30 30 30 30 30
4d 4a
2d
4b 4c
2e
2a 2
2c 2b
18.00
2 15ø12 L=12.00m
1183
48
2a 15ø12 L=7.45m
725
48
2c 15ø12 L=12.00m
1183

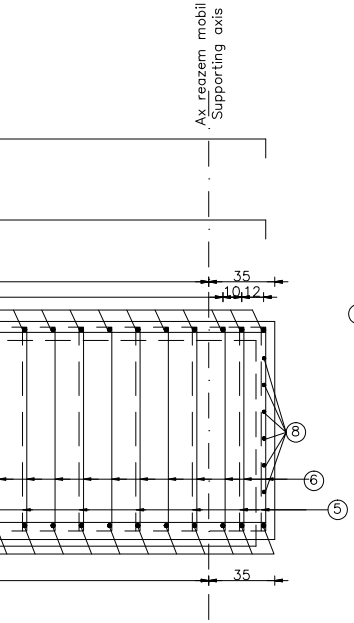
Ax reazem mobil
Supporting axis
35
10 12
⑧
⑥
⑤
35

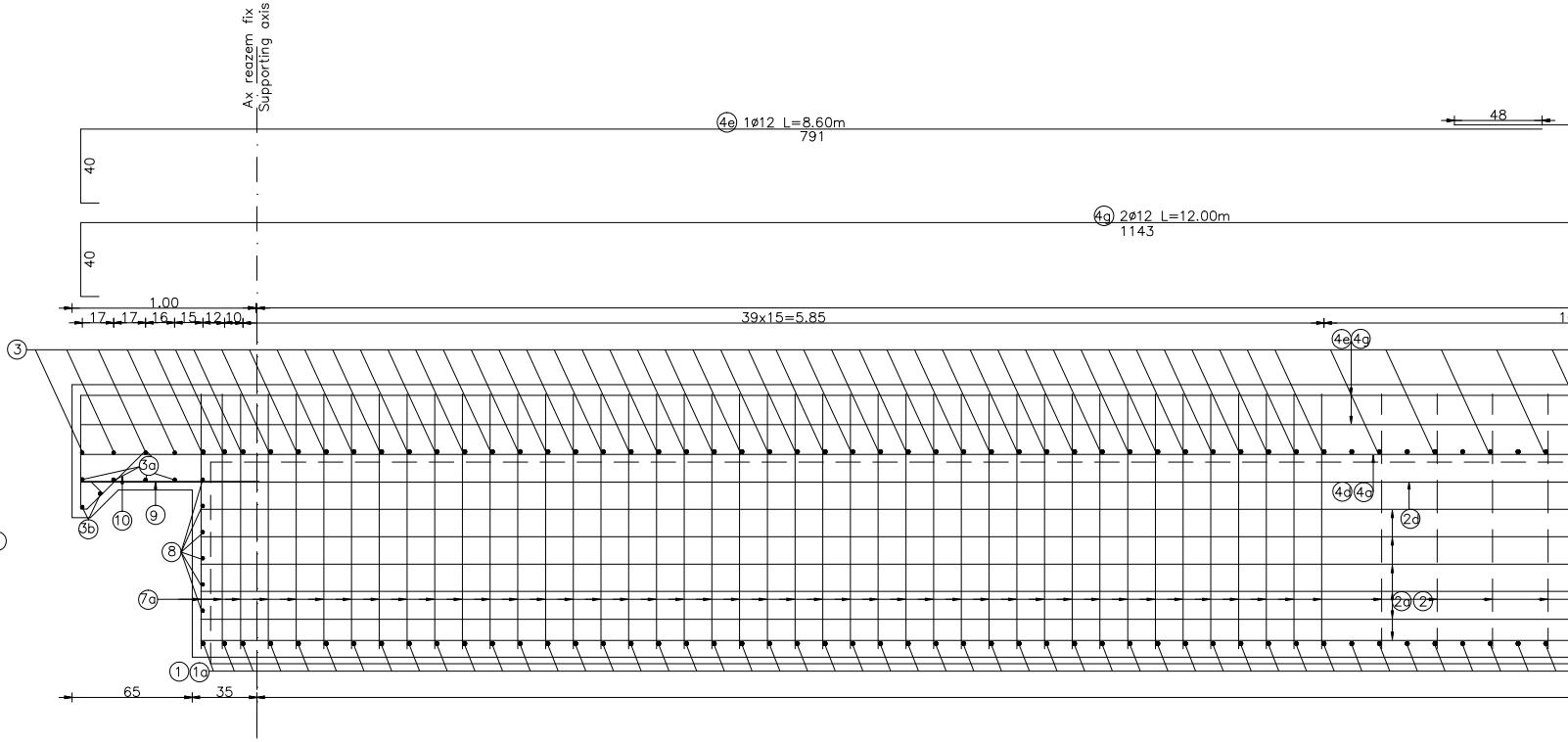
Ax reazem fix
Supporting axis
4e 1ø12 L=8.60m
791
40
4g 2ø12 L=12.00m
1143
40
48
1.00
17 17 16 15 12 10
39x15=5.85
③
4e 4g
3a
3b
⑩
⑨
⑧
7a
4d 4a
2d
2d ②
① 1a
65
35

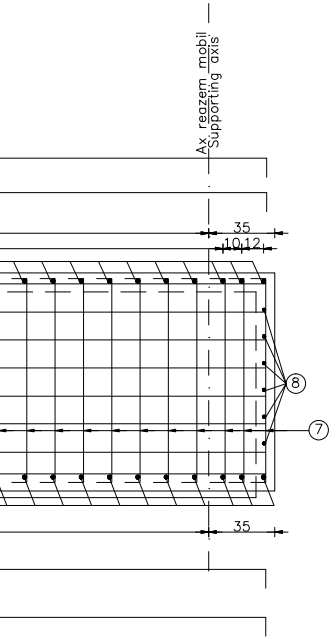
Ax reazem mobil
Supporting axis
35
10 12
⑧
⑦
35

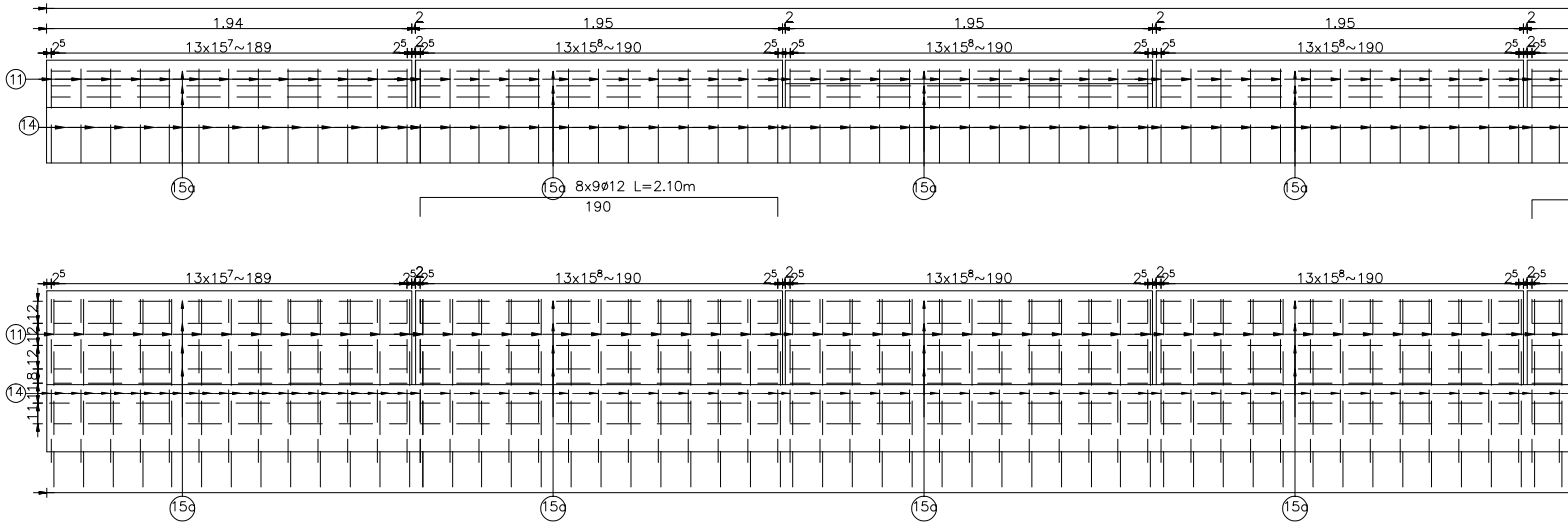
1.94
2
1.95
2
1.95
2
1.95
2
2⁵ 13x15⁷~189 2⁵ 2 2⁵
13x15⁸~190 2⁵ 2⁵
13x15⁸~190 2⁵ 2⁵
13x15⁸~190 2⁵ 2 2⁵
⑪
⑭
15a
15a 8x9ø12 L=2.10m
190
15a
15a
2⁵ 13x15⁷~189 2⁵ 2 2⁵
13x15⁸~190 2⁵ 2 2⁵
13x15⁸~190 2⁵ 2 2⁵
13x15⁸~190 2⁵ 2 2⁵
12 12 12 12 8 11 11
⑪
⑭
15a
15a
15a
15a

SECTIUNE E-E/E-E SECTION

sc. 1:20

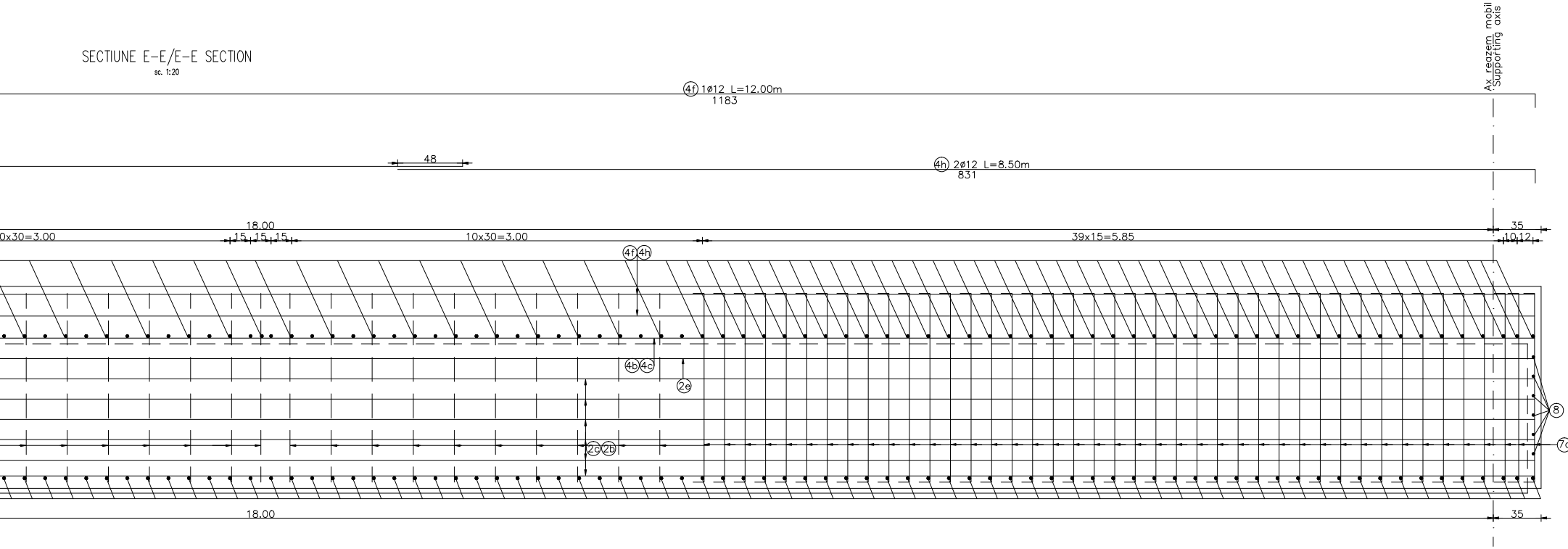
Ax reazem mobil
Supporting axis
(4f) 1ø12 L=12.00m
1183
48
(4h) 2ø12 L=8.50m
831
18.00
0x30=3.00
15 15 15
10x30=3.00
39x15=5.85
35
10 12
(4f)(4h)
(4b)(4c)
(2e)
(8)
(7c
(2c)(2b)
18.00
35

VEDERE G-G/VIEW G-G

sc. 1:20

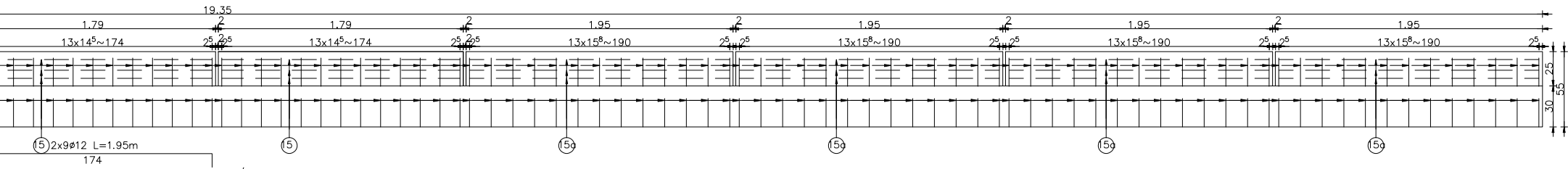
19.35
1.79
2
1.79
2
1.95
2
1.95
2
1.95
2
1.95
13x14⁵~174
2⁵ 2 2⁵
13x14⁵~174
2⁵ 2 2⁵
13x15⁸~190
2⁵ 2 2⁵
13x15⁸~190
2⁵ 2 2⁵
13x15⁸~190
2⁵ 2 2⁵
13x15⁸~190
2⁵
25
55
30
(15) 2x9ø12 L=1.95m
174
(15)
(15a)
(15a)
(15a)
(15a)

VEDERE H-H/VIEW H-H

sc. 1:20

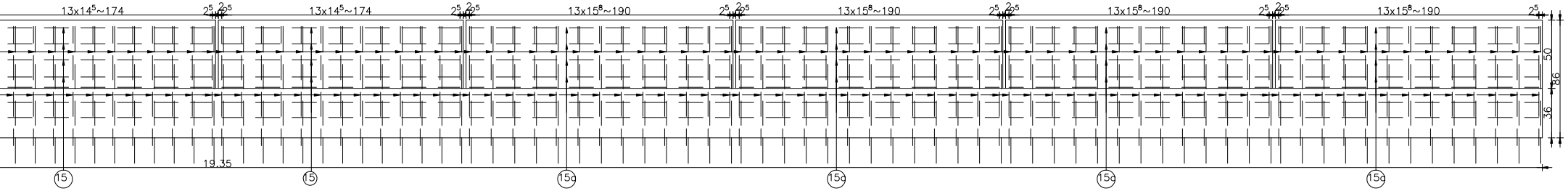
13x14⁵~174
2⁵ 2 2⁵
13x14⁵~174
2⁵ 2 2⁵
13x15⁸~190
2⁵ 2 2⁵
13x15⁸~190
2⁵ 2 2⁵
13x15⁸~190
2⁵ 2 2⁵
13x15⁸~190
2⁵
50
86
36
19.35
(15)
(15)
(15a)
(15a)
(15a)
(15a)

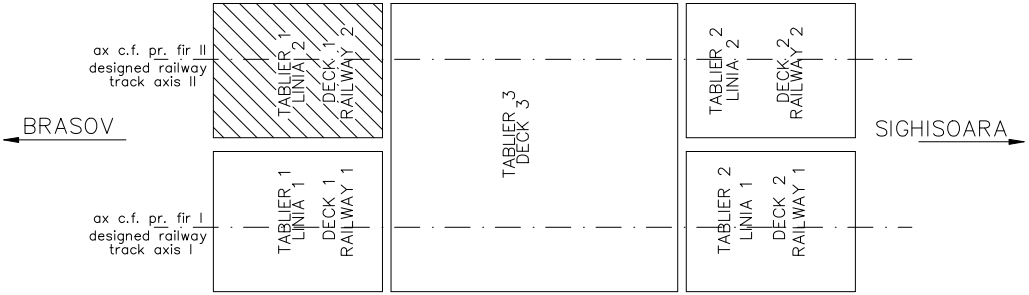
ax c.f. pr. fir II
designed railway track axis II
BRASOV
TABLIER 1 LINIA 2
DECK 1 RAILWAY 2
TABLIER 1 LINIA 1
DECK 1 RAILWAY 1
ax c.f. pr. fir I
designed railway track axis I
TABLIER 3
DECK 3
TABLIER 2 LINIA 2
DECK 2 RAILWAY 2
TABLIER 2 LINIA 1
DECK 2 RAILWAY 1
SIGHISOARA

Se interzice copierea, difuzarea, imprumutarea sau utilizarea in alte scopuri, fara permisiunea AREX Lider Company ca proprietar al desenului.
This drawing is forbidden to be copied, lent or used in other purposes than those previously approved by AREX Lider Company as its owner.

EXTRAS DE ARMATURA TABLIERE 1
TABLE FOR REINFORCEMENTS FOR DECKS 1

Marca	Diametru	Lung./buc.[m]	Nr.buc.	S355		S345
				ΦC12	ΦC14	ΦC16
1	16	4.65	63			292.95
1a	16	4.65	63			292.95
2	12	12.00	15	180.00		
2a	12	7.45	15	111.75		
2b	12	7.45	15	111.75		
2c	12	12.00	15	180.00		
2d	12	12.00	1	12.00		
2e	12	8.10	1	8.10		
2f	12	8.10	1	8.10		
2g	12	12.00	1	12.00		
3	14	6.90	109		752.10	
3a	14	6.85	4		27.40	
3b	14	4.30	2		8.60	
4a	12	8.60	13	111.80		
4b	12	12.00	13	156.00		
4c	12	12.00	13	156.00		
4d	12	8.55	13	111.15		
4e	12	8.60	1	8.60		
4f	12	12.00	1	12.00		
4g	12	12.00	2	24.00		
4h	12	8.50	2	17.00		
5	12	2.40	455	1092.00		
6	12	1.20	756	907.20		
7	12	1.80	105	189.00		
7a	12	2.35	105	246.75		
8	12	4.25	12	51.00		
9	12	1.15	28	32.20		
10	12	0.65	28	18.20		
11	12	2.40	130	312.00		
12	14	2.05	22		45.10	
13	12	12.00	15	180.00		
13a	12	8.05	15	120.75		
13b	12	8.05	14	112.70		
13c	12	12.00	14	168.00		
14	12	2.10	130	273.00		
15	12	1.95	18	35.10		
15a	12	2.10	72	151.20		
Lungimi totale pe diametre			(m)	5109.35	833.20	585.90
Masa pe metru liniar			(kg/ml)	0.888	1.208	1.578
Masa pe diametre			(kg)	4536.20	1006.90	924.80
Masa pe tip otel			(kg)	5545.00		925.00
Masa totala tablier			(kg)	6470.00		
Pierderi 5%			(kg)	323.5		
Masa totala tablier 1 linia II			(kg)	6800.00		
Masa totala tablier 1(linia I si linia II)			(kg)	13600.00		

Indice Index	Data Date	Modificare Modification/Revision	Proiectant Designer	Aprobat Consultant Approved Consultant	Aprobat CFR Approved CFR
D					
C					
B					
A					

GUVERNUL ROMANIEI
ROMANIAN GOVERNMENT

PROIECT FINANȚAT DE UNIUNEA EURO
EUROPEAN UNION FINANCED PI

CLIENT / CLIENT

C.N.C.F. "C.F.R." - S.A.

ITALFERR GRUPPO FERROVIE DELLO STATO *Joint Venture leader*

Scott Wilson

OBERMEYER PLANEN + BERATEN GmbH

TECNIC Consulting Engineers

CONSULTANT / CONSULTANT

			Data Date	Semnătură Signature
Aprobat Approved	Şef proiect Project manager	R. Liuzza		
Aprobat Approved	Coordonator Secțiune 1 Section 1 Coordinator	C. Gambelli		
Verificat Checked	Expert Cheie Checking Expert	V. Kallidromitis		VK

SUBCONTRACTANT / SUBCONTRACTOR AREX Lider COMPANY

Aprobat Approved	Responsabil Subconsultant Subconsultant Responsible	A.Stanciu - Dinulescu	02.2012	
Întocmit Elaborated	Proiectant Designer	Dinu Andreea	02.2012	

Reabilitarea liniei de cale ferata Braşov - Simeria, parte componentă a coridorului IV Pan European, pentru circulația trenurilor cu viteza maximă de 160 km/h,
Tronsonul : Braşov - Sighişoara
Rehabilitation of the railway line Braşov - Simeria, component Part of the IV Pan-European Corridor, for the trains circulation with maximum speed of 160 km/h,
Section : Braşov - Sighişoara

Proiect/Project
2004/RO/16/P/PA/003

Faza / Phase:
D.E. / E.D.

Denumire desen / Drawing Title :

INTERVAL / SECTION FELDIOARA-APATA
POD Km.200+477.804 /PLAN ARMARE SUPRASTRUCTURA TABLIERE 1
BRIDGE Km.200+477.804 /SUPERSTRUCTURE REINFORCEMENT PLAN DECKS 1

Codificare / Codification System	Scara / Scale	LOT / LOT	Nr. / No
	1:20		01 / 01

E A 5 1 | 0 1 | E | 0 8 | B C | P V | 0 1 | 3 | 3 | 0 1 3 | 0