ARMAREA ELEVATIEI/REINFORCEMENT ELEVATION
VEDERE DIN FATA A-A CULEEA BRASOV (SIGHISOARA)
BRASOV (SIGHISOARA) ABUTMENT A-A VIEW

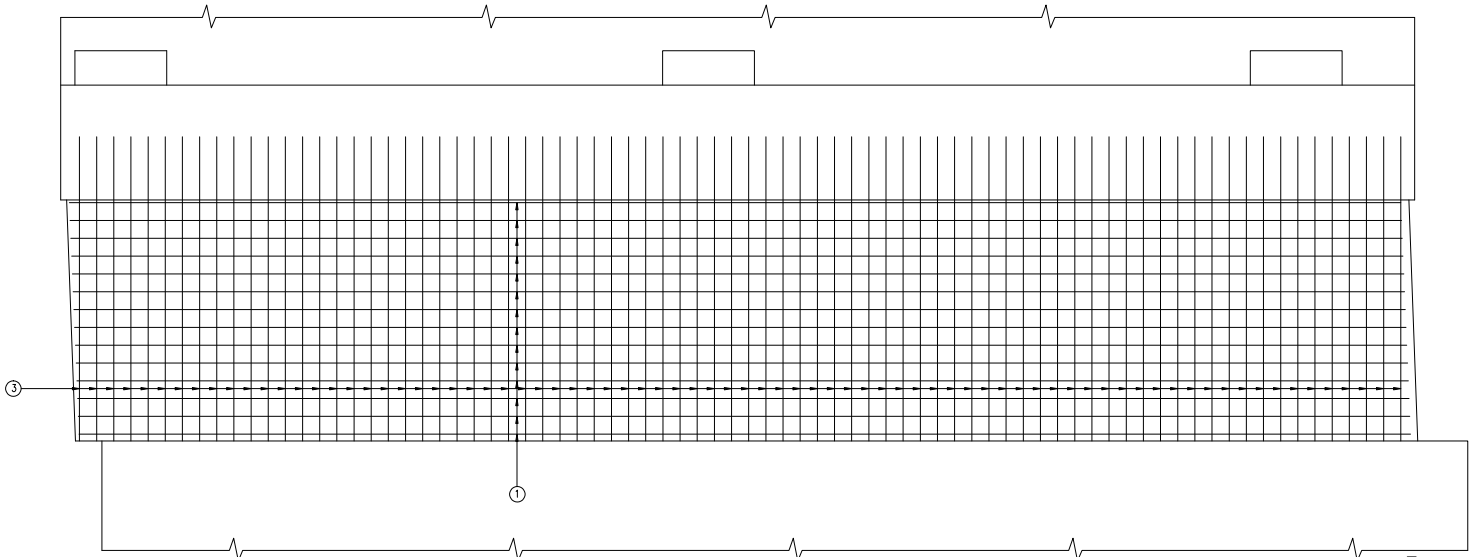

SECTIUNE D-D
SECTION D-D

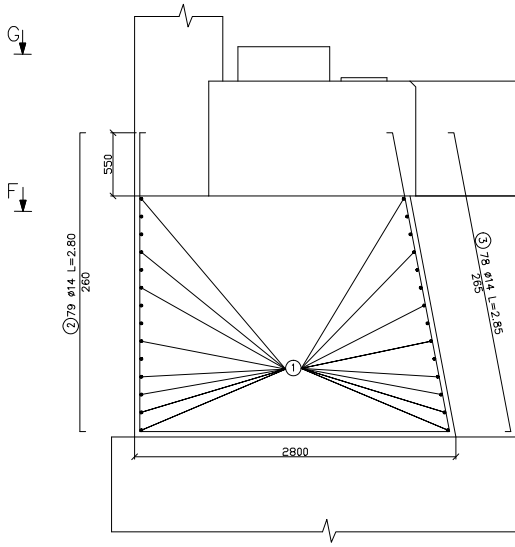
G
F
550
② 79 ø14 L=2.80
260
①
③ 78 ø14 L=2.85
265
2800

VEDERE IN PLAN F-F/F-F VIEW

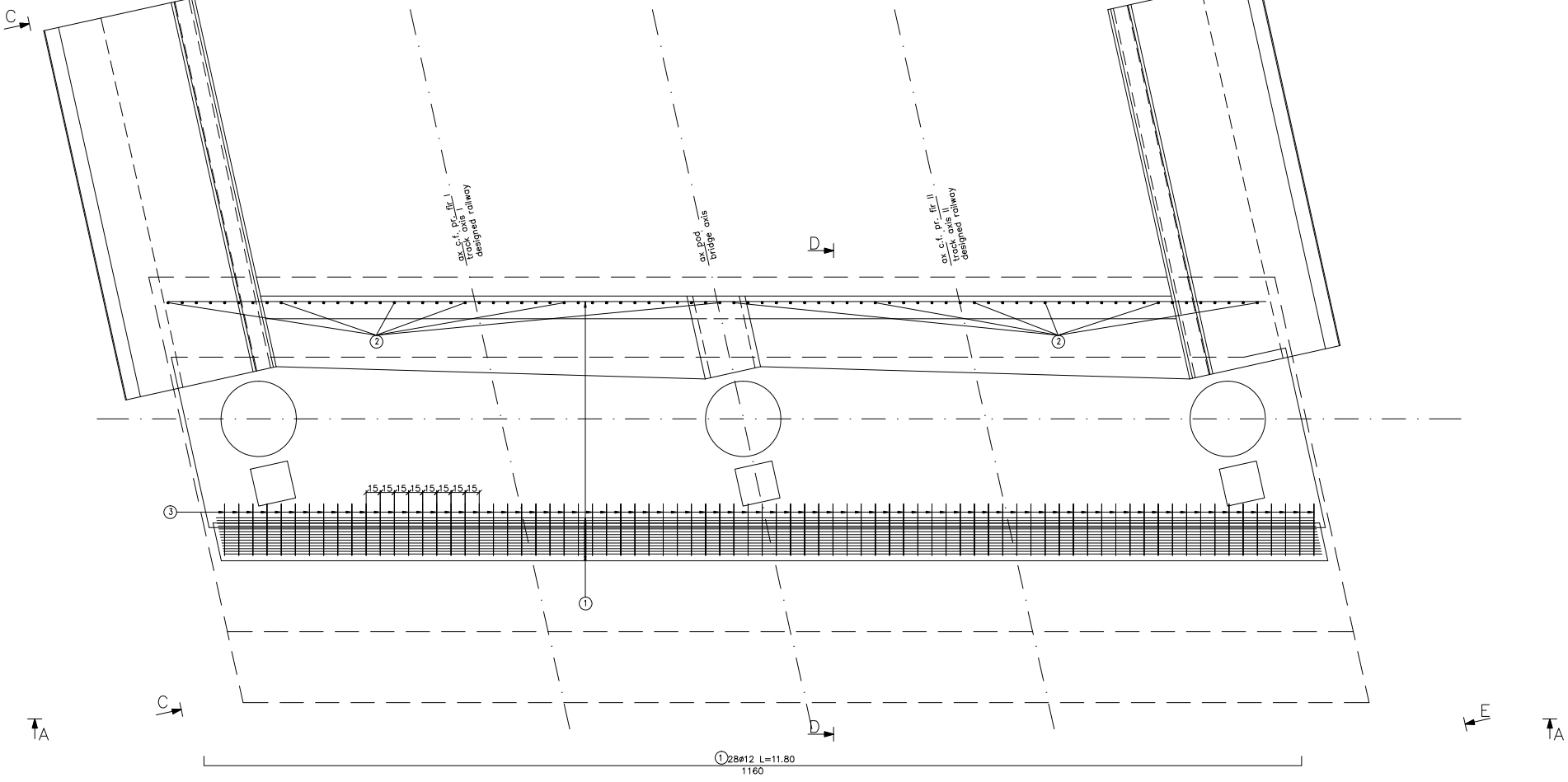
C
E
ax c.f. pr. fir I
track axis I
designed railway
ax pod
bridge axis
D
ax c.f. pr. fir II
track axis II
designed railway
②
②
15 15 15 15 15 15 15 15 15
③
①
C
D
E
A
A
① 28ø12 L=11.80
1160

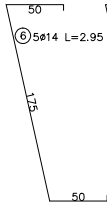
50
⑥ 5ø14 L=2.95
175
50

ARMAREA CUZINETILOR SI A BANCHETEI CUZINETILOR/ CUSHION REINFORCEMENT
VEDERE DIN FATA I-I CULEEA BRAS□V (SIGHIS□ARA)
BRASOV (SIGHISOARA) ABUTMENT I-I VIEW

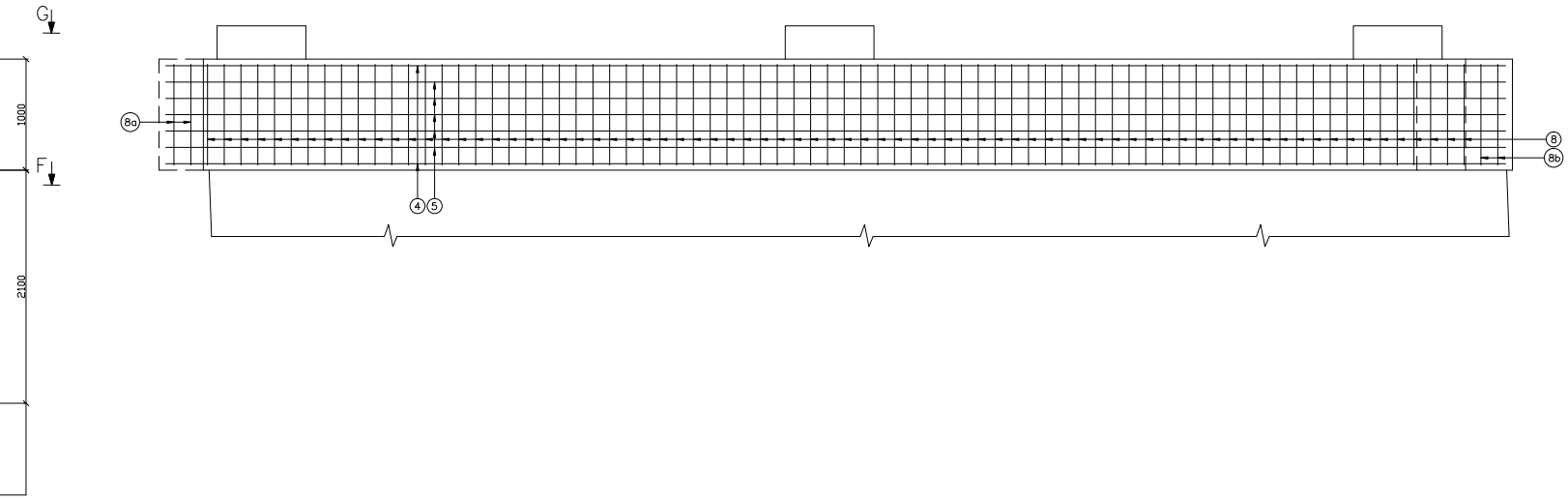
G
F
1000
2100
8a
8
8b
4 5

SECTIUNE B-B
SECTION B-B

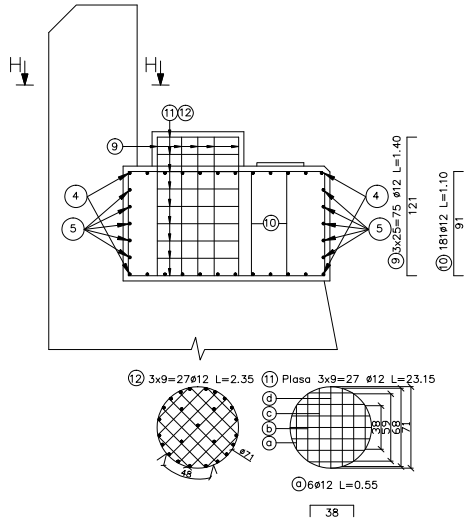
H
H
11 12
9
4
5
10
9 3x25=75 ø12 L=1.40
121
10 181ø12 L=1.10
91
12 3x9=27ø12 L=2.35
11 Plasa 3x9=27 ø12 L=23.15
d
c
b
a
ø71
48
38
59
68
71
a 6ø12 L=0.55
38

VEDERE IN PLAN G-G(CUZINET) /G-G VIEW(CUSHION)

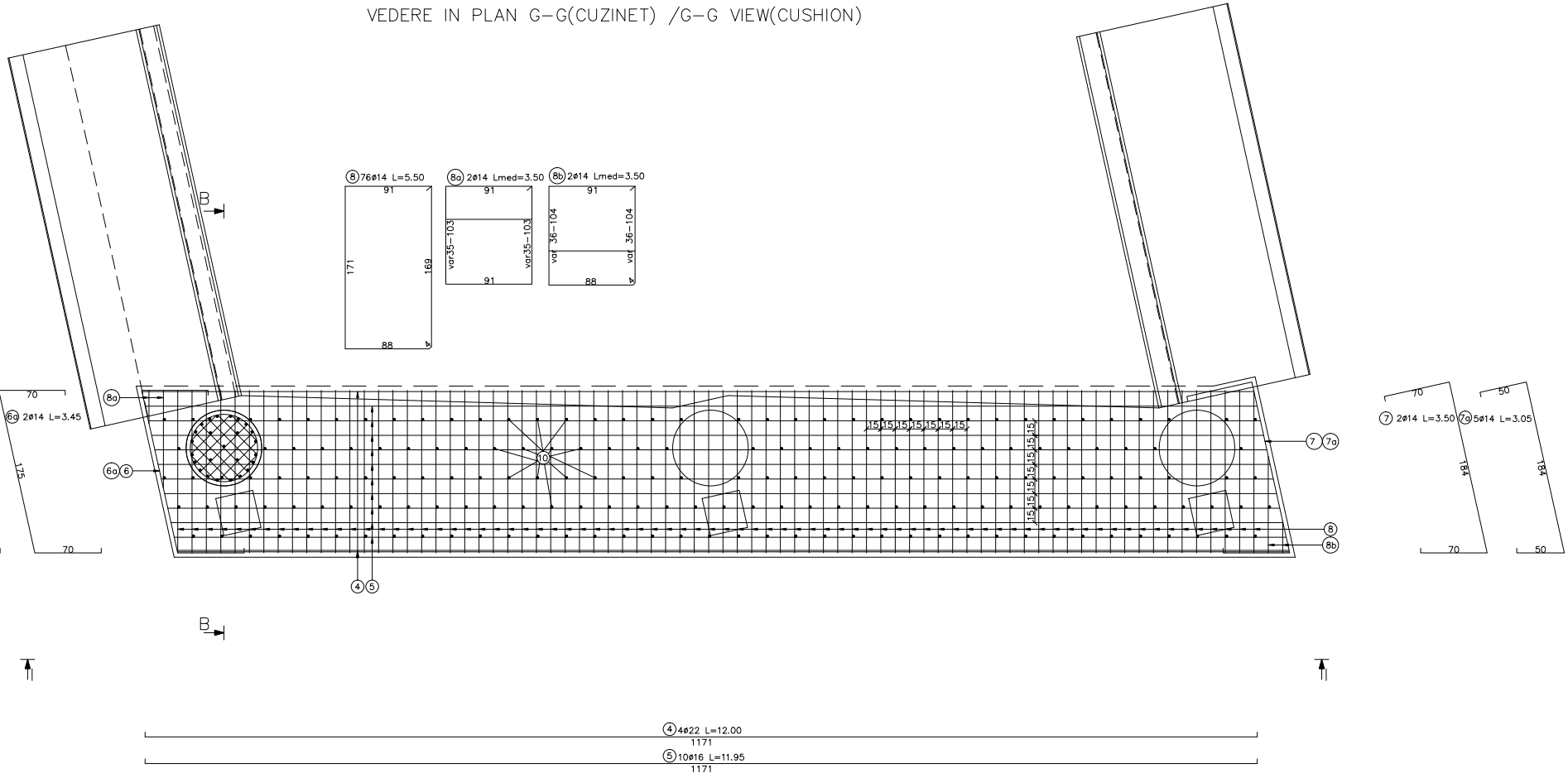
8 76ø14 L=5.50
91
171
169
88
8a 2ø14 Lmed=3.50
91
var35-103
var35-103
91
8b 2ø14 Lmed=3.50
91
var 36-104
var 36-104
88
B
B
70
6a 2ø14 L=3.45
175
70
8a
6a 6
10
15 15 15 15 15 15 15
15 15 15 15 15 15 15
7 7a
8
8b
4 5
70
7 2ø14 L=3.50
184
70
50
7a 5ø14 L=3.05
184
50
I
I
4 4ø22 L=12.00
1171
5 10ø16 L=11.95
1171

ARMARE ZIDURI/REINFORCEMENT WALLS FOUNDATION
VEDERE DIN FATA J–J CULEEA BRAS□V (SIGHIS□ARA)
BRASOV (SIGHISOARA) ABUTMENT J–J VIEW

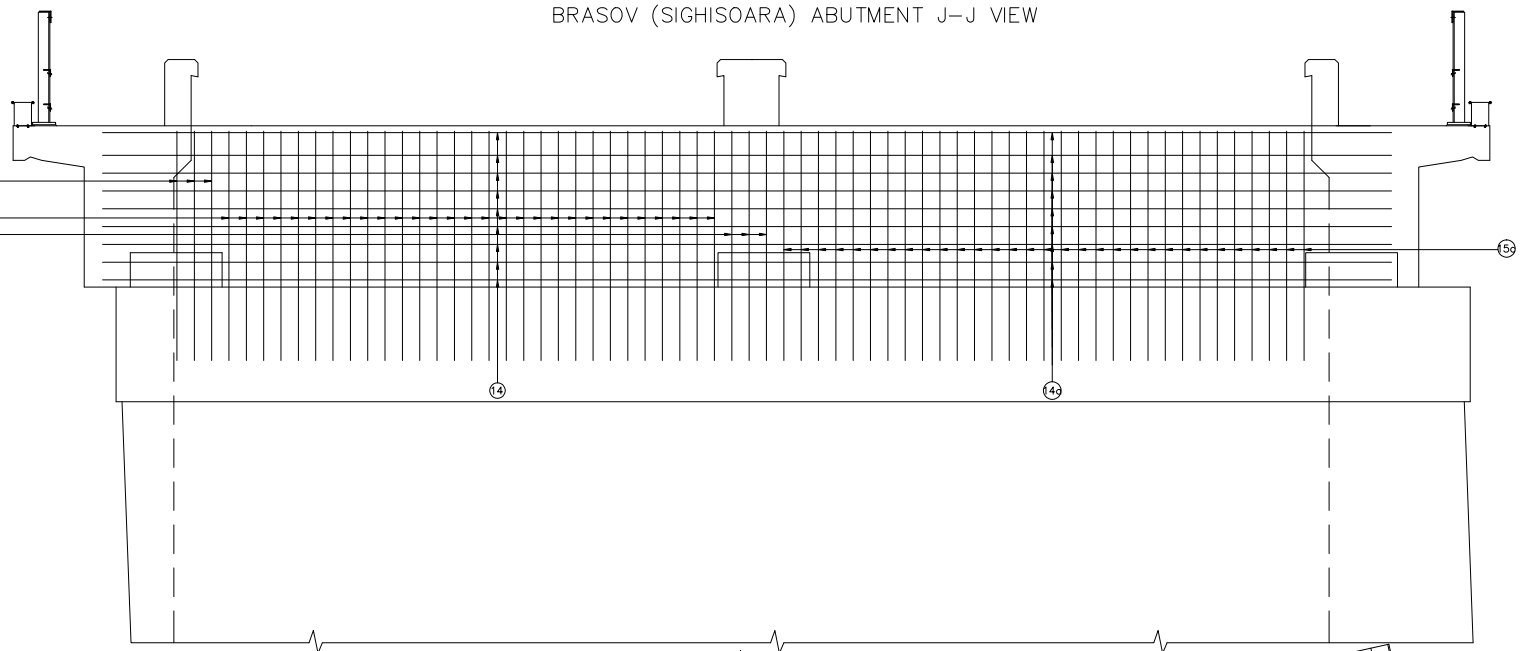
15
15a
15b
15c
14
14a

SECTIUNE K–K
SECTION K–K

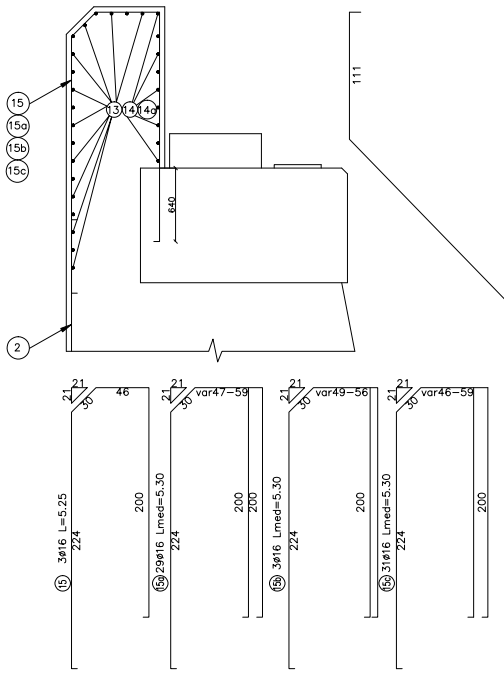
15
15a
15b
15c
13
14
14a
2
111
640
21
21
30
46
200
224
15 3ø16 L=5.25
var47–59
15a 29ø16 Lmed=5.30
var49–56
15b 3ø16 Lmed=5.30
var46–59
15c 31ø16 Lmed=5.30

VEDERE IN PLAN H–H/H–H VIEW

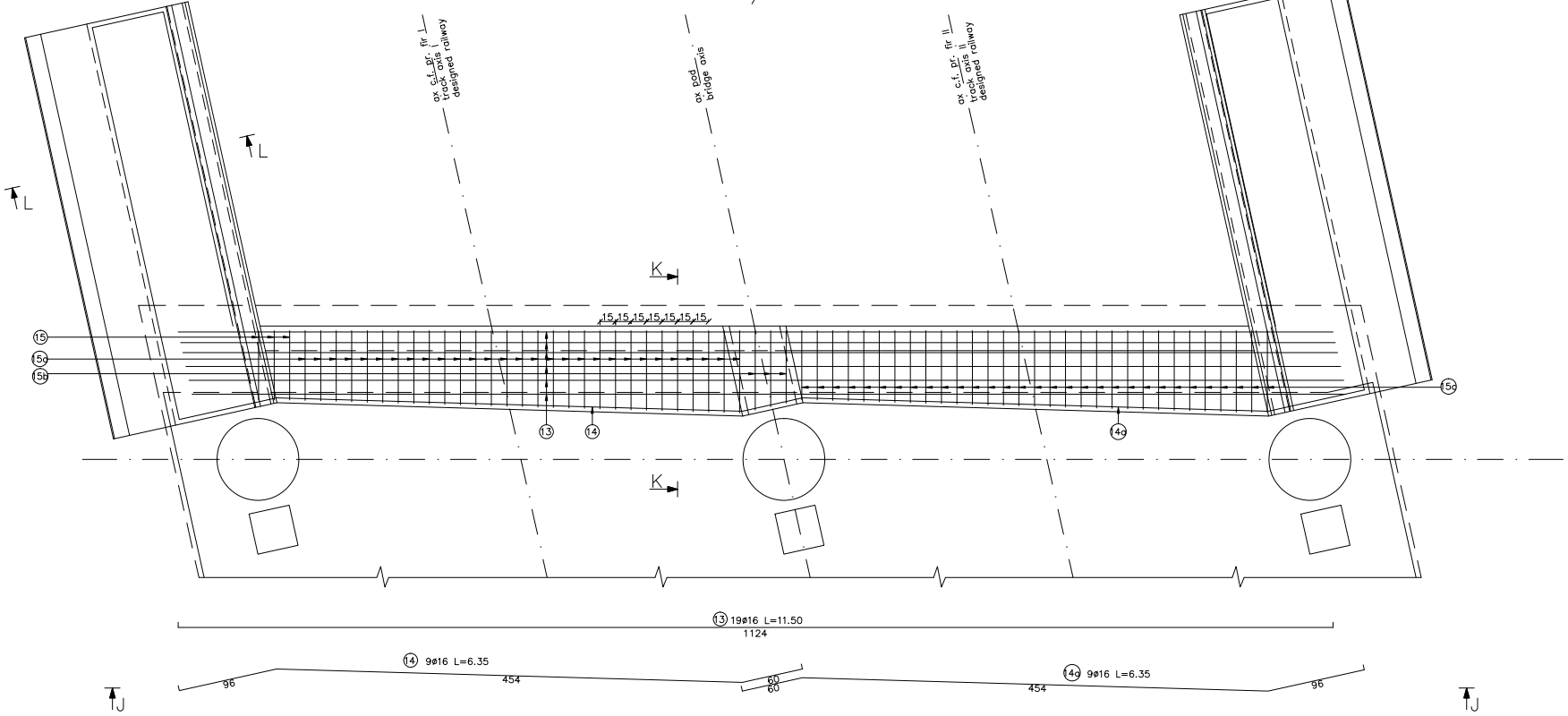
ax c.f. pr. fir I
track axis I
designed railway
ax pod
bridge axis
ax c.f. pr. fir II
track axis II
designed railway
L
L
K
K
15 15 15 15 15 15 15
15
15a
15b
15c
13
14
14a
13 19ø16 L=11.50
1124
14 9ø16 L=6.35
96
454
60
60
14a 9ø16 L=6.35
454
96
J
J

VEDERE N-N
N-N VIEW

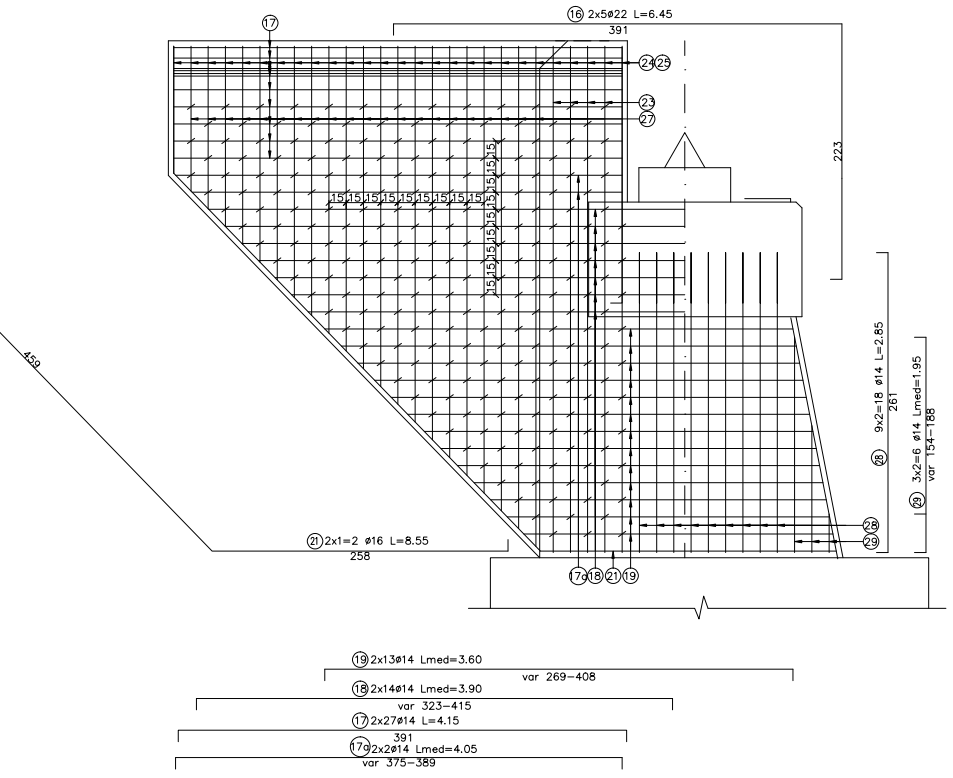

⑯ 2x5ø22 L=6.45
391
⑰
㉔㉕
㉓
㉗
223
15 15 15 15 15 15 15 15 15
459
㉑ 2x1=2 ø16 L=8.55
258
9x2=18 ø14 L=2.85
261
㉘
3x2=6 ø14 Lmed=1.95
var 154-188
㉙
17a ⑱ ㉑ ⑲
⑲ 2x13ø14 Lmed=3.60
var 269-408
⑱ 2x14ø14 Lmed=3.90
var 323-415
⑰ 2x27ø14 L=4.15
391
17a 2x2ø14 Lmed=4.05
var 375-389

SECTIUNE L-L
SECTION L-L

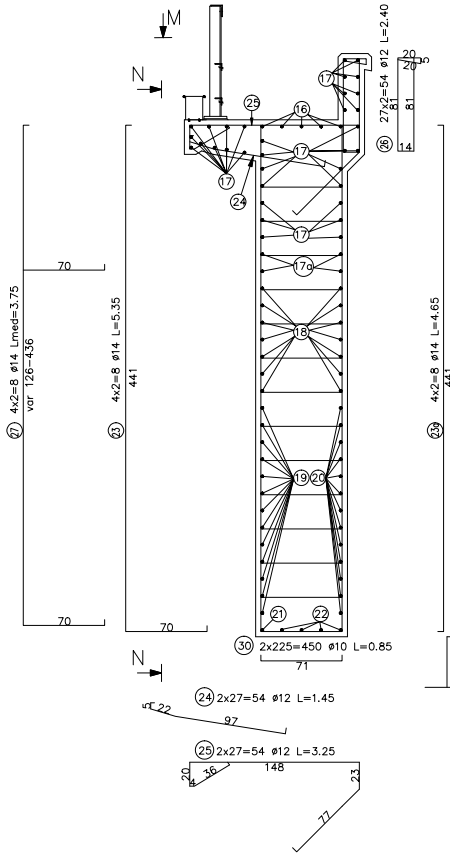

M
N
㉕
⑯
⑰
27x2=54 ø12 L=2.40
20
20
5
81
81
14
㉖
㉔
17a
⑱
⑲ ⑳
㉑ ㉒
㉗ 4x2=8 ø14 Lmed=3.75
var 126-436
70
70
㉓ 4x2=8 ø14 L=5.35
441
70
23a 4x2=8 ø14 L=4.65
441
27a 4x2=8 ø14 Lmed=3.05
var 126-436
㉚ 2x225=450 ø10 L=0.85
71
㉔ 2x27=54 ø12 L=1.45
5
22
97
㉕ 2x27=54 ø12 L=3.25
20
4
36
148
23
77

VEDERE O-O
O-O VIEW

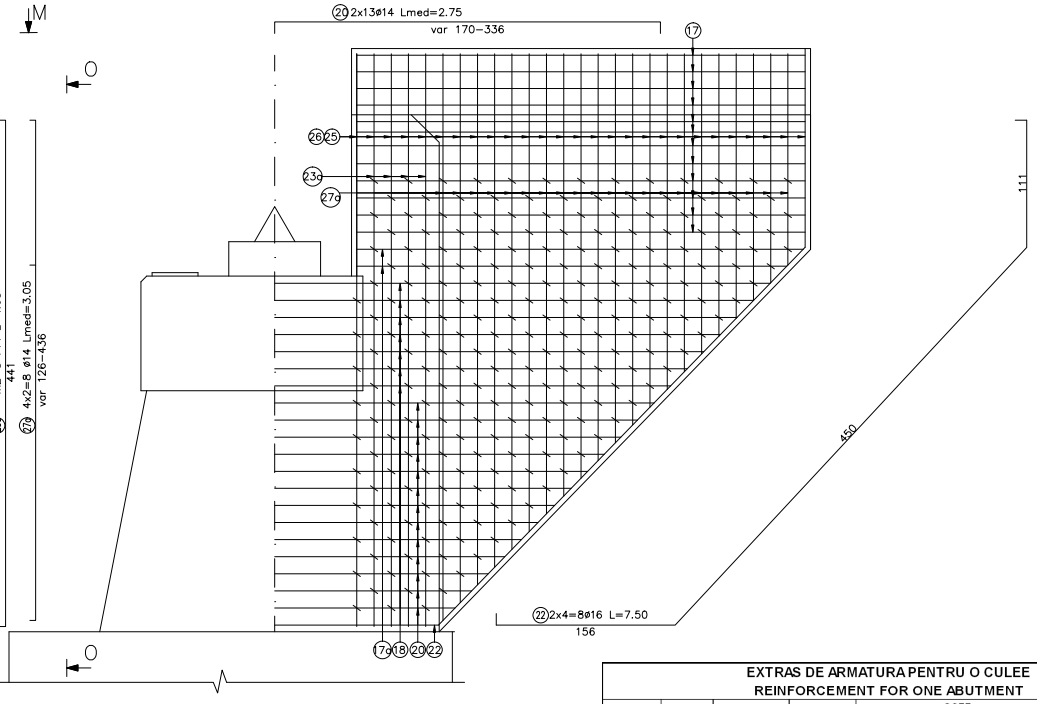

M
O
O
⑳ 2x13ø14 Lmed=2.75
var 170-336
⑰
㉖㉕
23a
27a
111
450
㉒ 2x4=8ø16 L=7.50
156
17a ⑱ ⑳ ㉒

VEDERE IN PLAN M-M/M-M VIEW



Beton: Concrete:	- C35/45 in cuzineti si in bancheta cuzinetilor in the cushionsh and cushions bench
Armatura: Reinforcement:	- S355;S345
Strat de acoperire: Concrete cover	- min. 4cm expunere in aer/air exposed

Beton: Concrete:	- C25/30 in elevatiile culeelor in the elevation of nthe abutment
Armatura: Reinforcement:	- S355 (PC 52; ø12-ø14) - S345 (PC 52; ø16-ø22)
Strat de acoperire: Concrete cover	- min. 4cm expunere in aer/air exposed

Se interzice copierea, difuzarea, imprumutarea sau utilizarea in alte scopuri, fara permisiunea Arex Lider Company ca proprietar al desenului.
This drawing is forbidden to be copied, lent or used in other purposes than those previously approved by Arex Lider Company as its owner.

TOTAL POD (2 CULEI): 2x5650kg=11300.00kg
BRIDGE TOTAL (2 ABUTMENTS): 2x5650kg=11300.00kg

EXTRAS DE ARMATURA PENTRU O CULEE
REINFORCEMENT FOR ONE ABUTMENT

Marca	Diametru	Lung./buc.[m]	Nr.buc.	S355			S345	
				Φ10	Φ12	Φ14	Φ16	Φ20
1	12	11.80	28		330.40			
2	14	2.80	79			221.20		
3	14	2.85	78			222.30		
4	22	12.00	4					48.00
5	16	11.95	10				119.50	
6	14	2.95	5			14.75		
6a	14	3.45	2			6.90		
7	14	3.50	2			7.00		
7a	14	3.05	5			15.25		
8	14	5.50	76			418.00		
8a	14	3.50	2			7.00		
8b	14	3.50	2			7.00		
9	12	1.40	75		105.00			
10	12	1.10	181		199.10			
11	12	23.15	27		625.05			
12	12	2.35	27		63.45			
13	16	11.50	19				218.50	
14	16	6.35	9				57.15	
14a	16	6.35	9				57.15	
15	16	5.25	3				15.75	
15a	16	5.30	29				153.70	
15b	16	5.30	3				15.90	
15c	16	5.30	31				164.30	
16	22	6.45	10					64.50
17	14	4.15	54			224.10		
17a	14	4.05	4			16.20		
18	14	3.90	28			109.20		
19	14	3.60	26			93.60		
20	14	2.75	26			71.50		
21	16	8.55	2				17.10	
22	16	7.50	8				60.00	
23	14	5.35	4			21.40		
23a	14	4.65	4			18.60		
24	12	1.45	54		78.30			
25	12	3.25	54		175.50			
26	12	2.40	54		129.60			
27	14	3.75	8			30.00		
27a	14	3.05	8			24.40		
28	14	2.85	18			51.30		
29	14	1.95	6			11.70		
30	10	0.85	450	382.50				
Lungimi totale pe diametre			(m)	382.50	1706.40	1591.40	879.05	112.50
Masa pe metru liniar			(kg/ml)	0.617	0.888	1.208	1.578	2.47
Masa pe diametre			(kg)	235.83	1514.97	1923.07	1387.44	277.44
Masa pe tip otel			(kg)	3674.00			1664.88	
Masa totala culee			(kg)	5340.00				
Pierderi 5%			(kg)	267.00				
Masa totala culee			(kg)	5650.00				

Indice Index	Data Date	Modificare Modification/Revision	Proiectant Designer	Aprobat Consultant Approved Consultant	Aprobat CFR Approved CFR
D					
C					
B					
A					

GUVERNUL ROMANIEI
ROMANIAN GOVERNMENT

PROIECT FINANȚAT DE UNIUNEA EUROPEANĂ
EUROPEAN UNION FINANCED PROJECT

CLIENT / CLIENT

C.N.C.F. "C.F.R." - S.A.

ITALFERR
GRUPPO FERROVIE DELLO STATO
Joint Venture leader

Scott Wilson

OBERMEYER
PLANEN + BERATEN GmbH

TECNIC
Consulting Engineers

CONSULTANT / CONSULTANT

			Data Date	Semnătură Signature
Aprobat Approved	Şef proiect Project manager	R. Liuzza		
Aprobat Approved	Coordonator Secțiune 1 Section 1 Coordinator	C. Gambelli		
Verificat Checked	Expert Cheie Checking Expert	V. Kallidromitis		VK

SUBCONTRACTANT / SUBCONTRACTOR

AREX

Aprobat Approved	Responsabil Subconsultant Subconsultant Responsible	A.Stanciu - Dinulescu	03.2012	
Întocmit Elaborated	Proiectant Designer	Sacu Razvan	03.2012	

Reabilitarea liniei de cale ferata Brasov - Simeria, parte componentă a coridorului IV Pan European, pentru circulația trenurilor cu viteza maximă de 160 km/h,
Tronsonul : Brasov - Sighisoara
Rehabilitation of the railway line Brasov - Simeria, component Part of the IV Pan-European Corridor, for the trains circulation with maximum speed of 160 km/h,
Section : Brasov - Sighisoara

Proiect/Project
2004/RO/16/P/PA/003

Faza / Phase:
D.E. / E.D.

Denumire desen / Drawing Title :

INTERVAL/SECTION STATIA APATA
POD / BRIDGE Km 207+257.850 - D=15.50m -Plan armare culee liniile 1 si 2
POD / BRIDGE Km 207+257.850 - D=15.50m -ABUTMENTS REINFORCEMENT PLAN

Codificare / Codification System	Scara / Scale	LOT / LOT	Nr. / No
EA51 01 E 09 BC PV 01 7 2 010 0	1:25		01 / 01