ARMAREA ELEVATIEI/REINFORCEMENT ELEVATION
VEDERE DIN FATA A-A CULEEA BRASOV (SIGHISOARA)
BRASOV (SIGHISOARA) ABUTMENT A-A VIEW

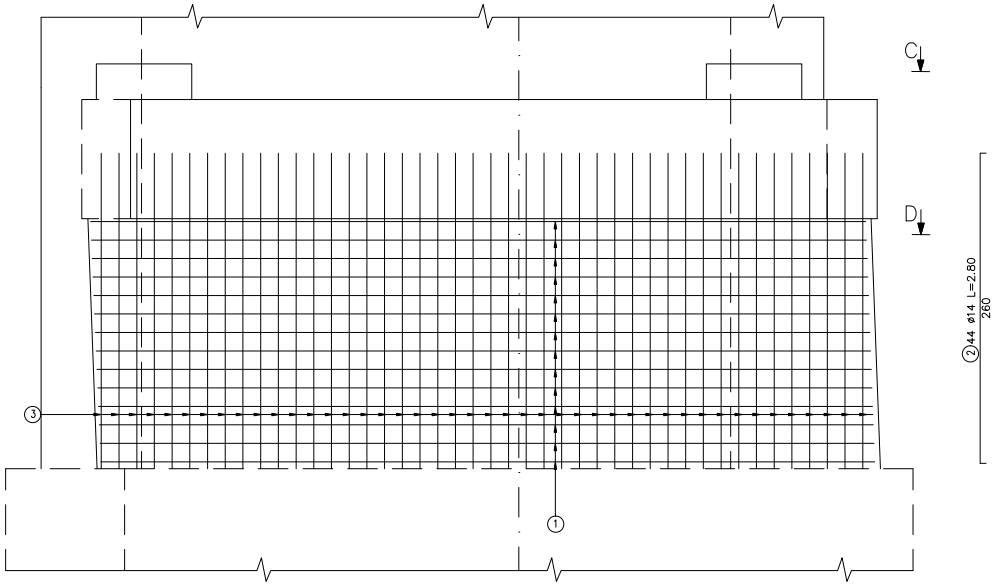
C
D
③
①
②44 ø14 L=2.80
260

VEDERE IN PLAN F-F/F-F VIEW

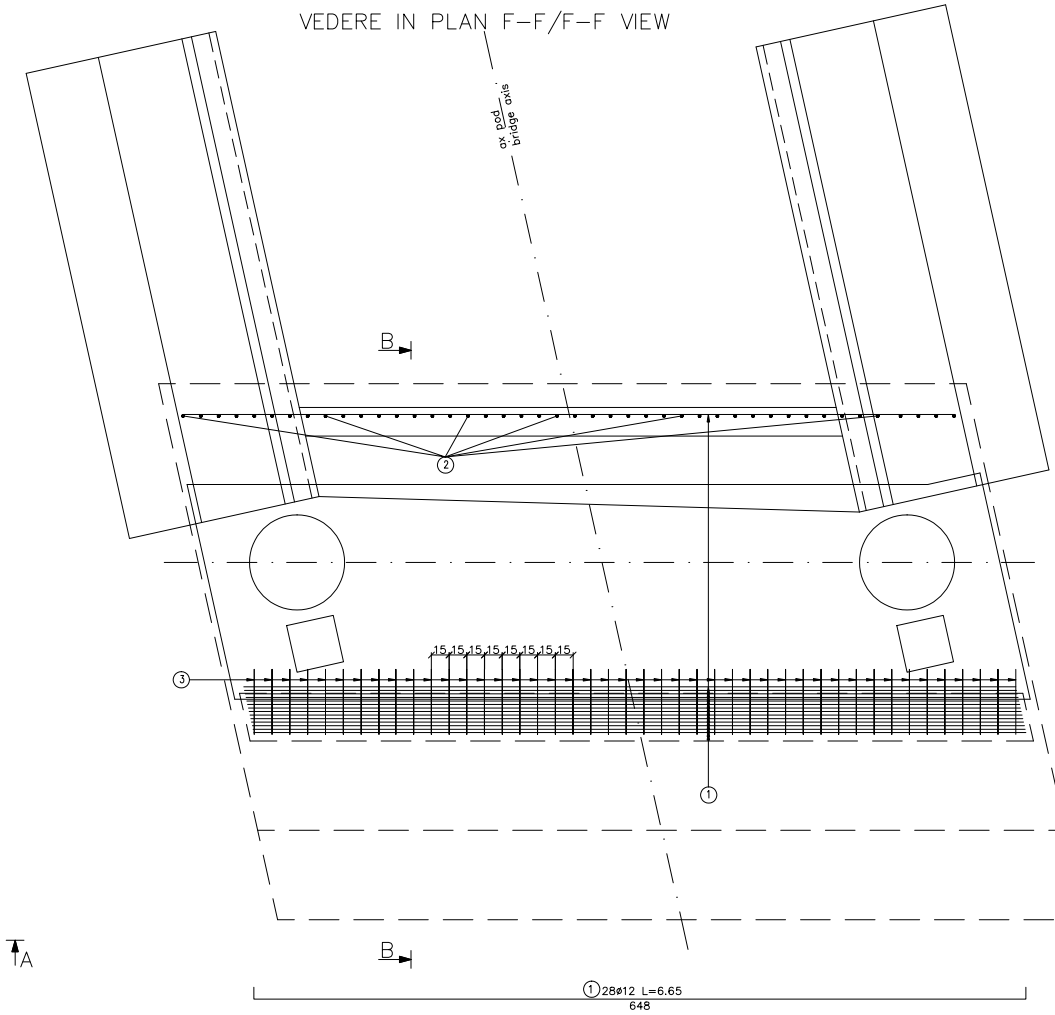
ax pod
bridge axis
B
②
15 15 15 15 15 15 15 15
③
①
A
B
①28ø12 L=6.65
648

SECTIUNE B–B
SECTION B–B

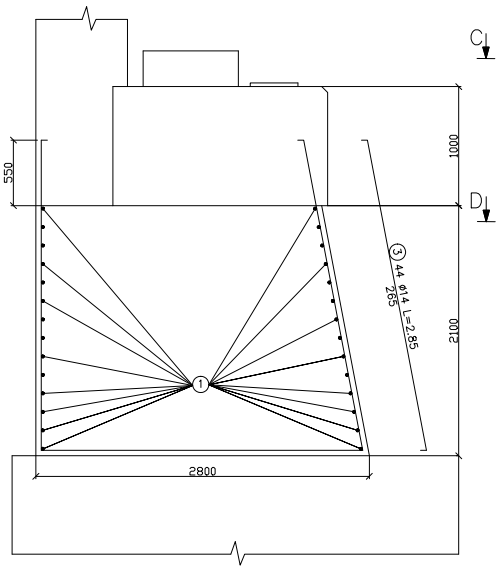
C
D
550
1000
2100
③ 44 ø14 L=2.85
265
①
2800

ARMAREA CUZINETILOR SI A BANCHETEI CUZINETILOR/ CUSHION REINFORCEMENT
VEDERE DIN FATA F–F CULEEA BRASOV (SIGHISOARA)
BRASOV (SIGHISOARA) ABUTMENT F–F VIEW

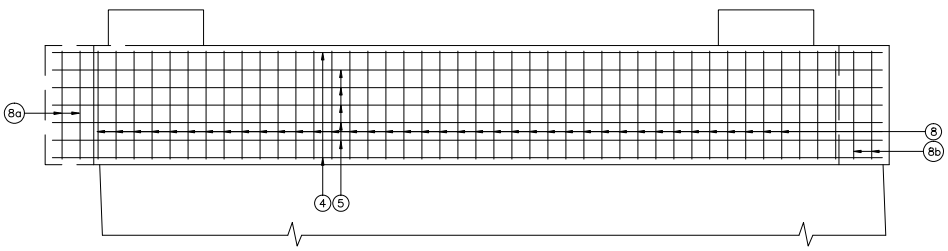

SECTIUNE E–E
SECTION E–E

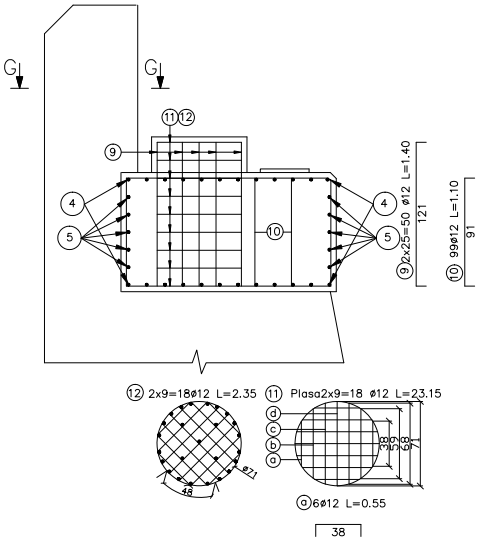
G
G
⑪⑫
⑨
④
⑤
⑩
④
⑤
⑨ 2x25=50 ø12 L=1.40
121
⑩ 99ø12 L=1.10
91
⑫ 2x9=18ø12 L=2.35
ø71
48
⑪ Plasa2x9=18 ø12 L=23.15
d
c
b
a
38
59
68
71
ⓐ 6ø12 L=0.55
38

VEDERE IN PLAN C–C(CUZINET) /C–C VIEW(CUSHION)

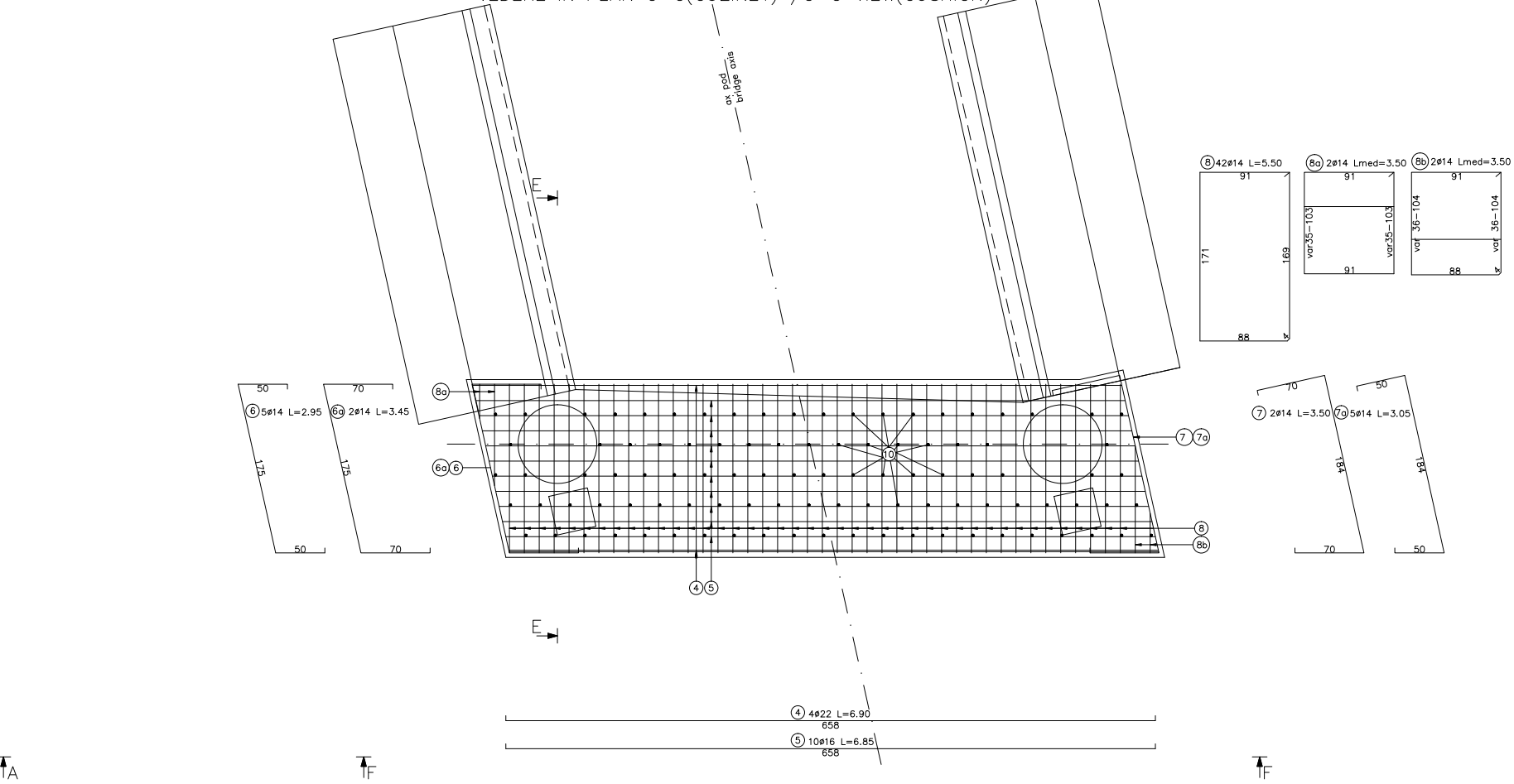
ax pod
bridge axis
E
E
8a
⑥ 5ø14 L=2.95
50
175
50
6a 2ø14 L=3.45
70
175
70
6a ⑥
⑩
⑦ 7a
⑧
8b
④⑤
⑦ 2ø14 L=3.50
70
184
70
7a 5ø14 L=3.05
50
184
50
⑧ 42ø14 L=5.50
91
171
169
88
4
8a 2ø14 Lmed=3.50
91
var35–103
var35–103
91
8b 2ø14 Lmed=3.50
91
var 36–104
var 36–104
88
4
④ 4ø22 L=6.90
658
⑤ 10ø16 L=6.85
658
A
F
F

ARMARE ZIDURI/REINFORCEMENT WALLS FOUNDATION
VEDERE DIN FATA H–H CULEEA BRASOV (SIGHISOARA)
BRASOV (SIGHISOARA) ABUTMENT H–H VIEW

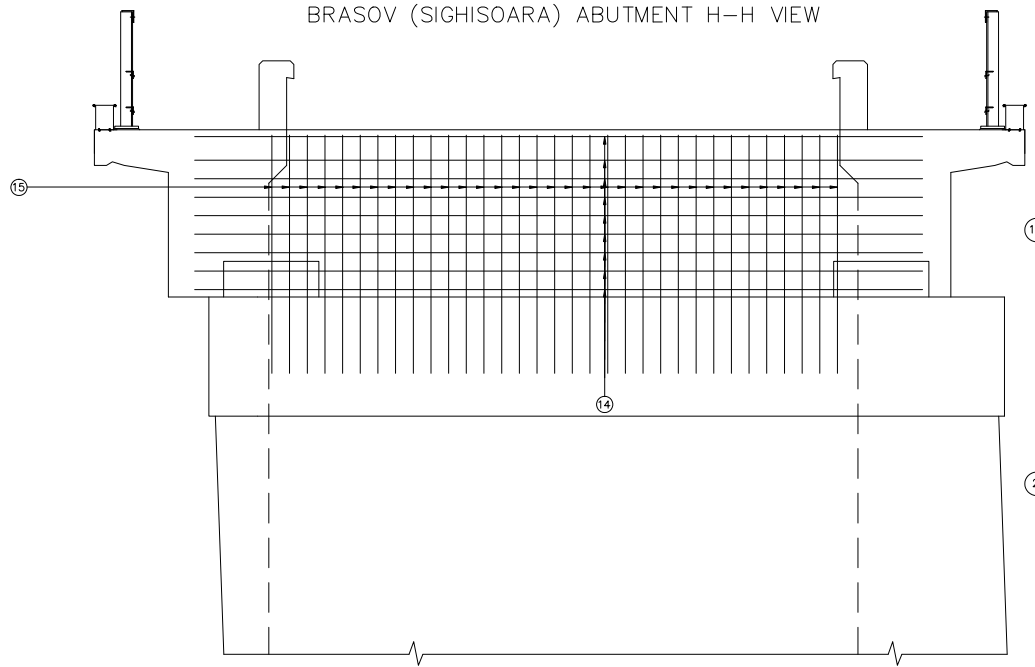

SECTIUNE I–I
SECTION I–I

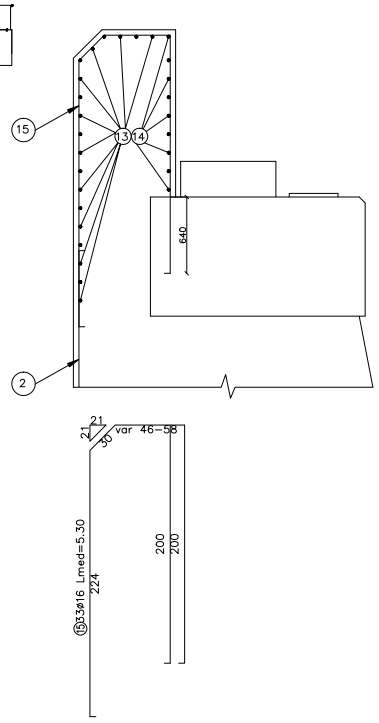
⑮
⑬⑭
②
640
21
21
30
var 46–58
⑮33ø16 Lmed=5.30
224
200
200

VEDERE L–L
L–L VIEW

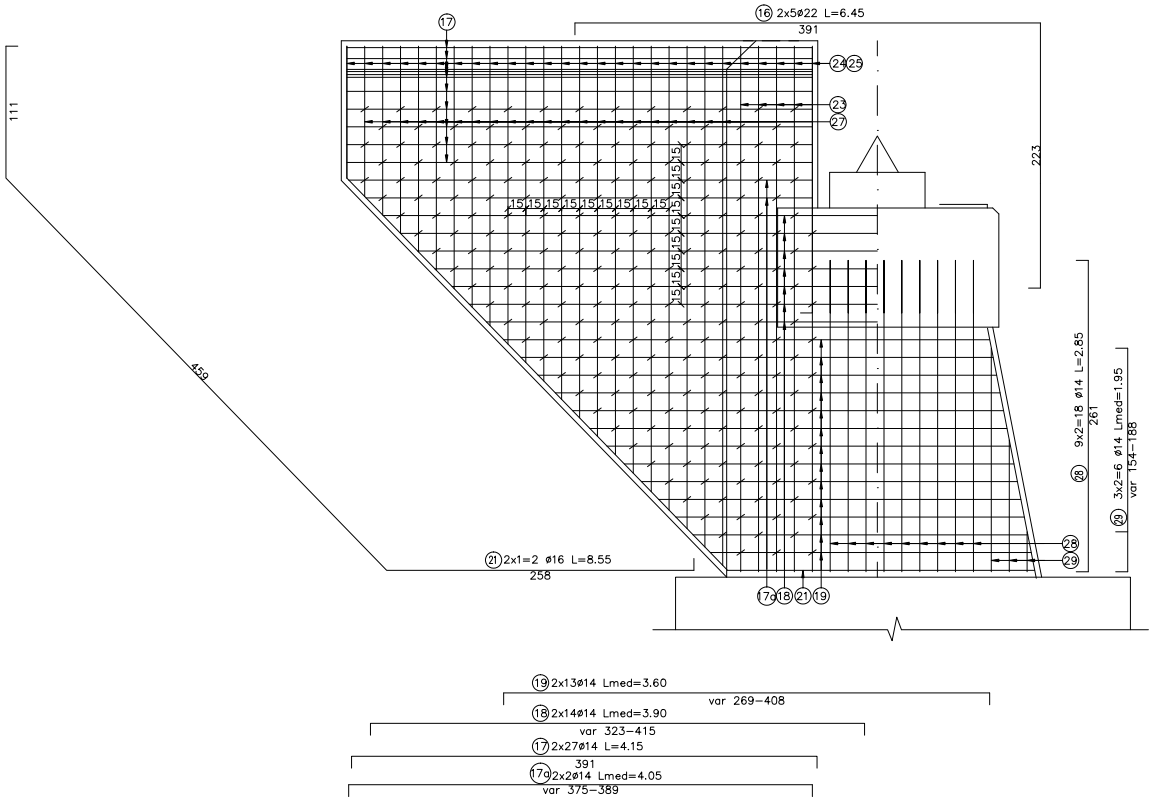
111
459
⑰
⑯ 2x5ø22 L=6.45
391
㉔㉕
㉓
㉗
223
15 15 15 15 15 15 15 15 15
15 15 15 15 15 15 15 15 15
㉘ 9x2=18 ø14 L=2.85
261
㉙ 3x2=6 ø14 Lmed=1.95
var 154–188
㉘
㉙
㉑ 2x1=2 ø16 L=8.55
258
17a ⑱ ㉑ ⑲
⑲ 2x13ø14 Lmed=3.60
var 269–408
⑱ 2x14ø14 Lmed=3.90
var 323–415
⑰ 2x27ø14 L=4.15
391
17a 2x2ø14 Lmed=4.05
var 375–389

VEDERE IN PLAN G–G/G–G VIEW

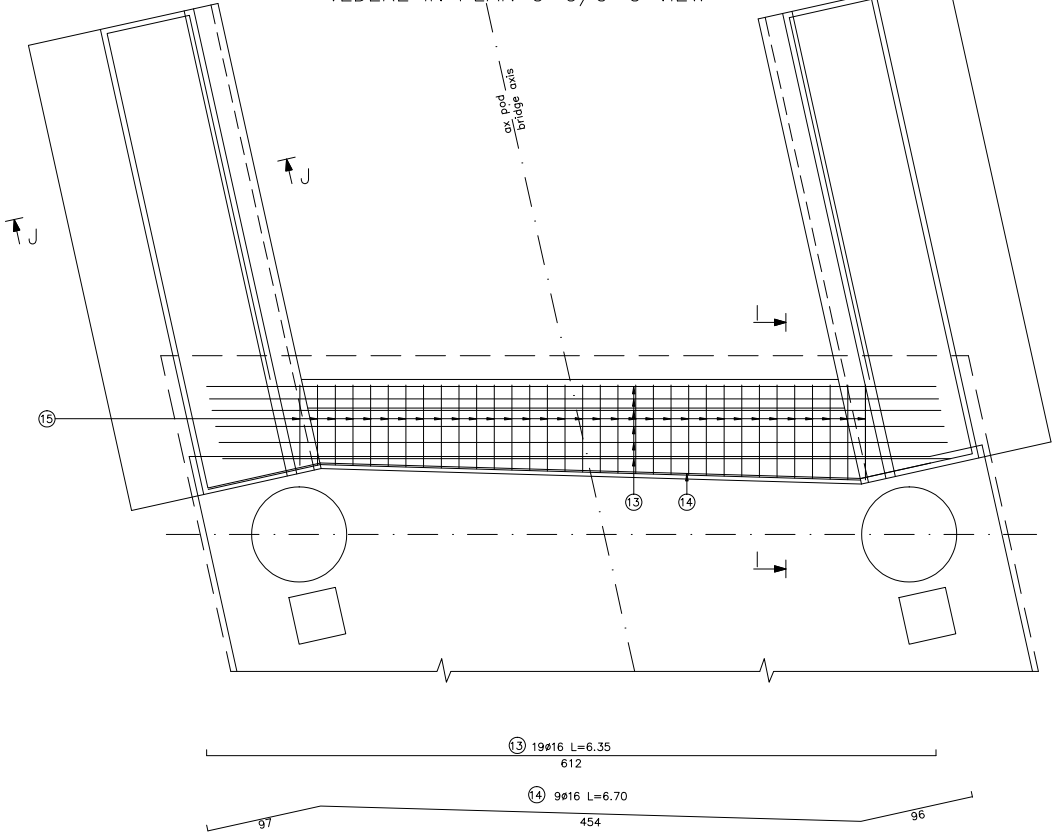
ax pod
bridge axis
J
J
L
L
⑮
⑬
⑭
⑬ 19ø16 L=6.35
612
⑭ 9ø16 L=6.70
97
454
96

H

H

Beton: – C35/45 in cuzineti si in bancheta cuzinetilor
Concrete: in the cushionsh and cushions bench
Armatura: – S355;S345
Reinforcement:
Strat de acoperire: – min. 4cm expunere in aer/air exposed
Concrete cover

Beton: – C25/30 in elevatiile culeelor
Concrete: in the elevation of nthe abutment
Armatura: – S355 (PC 52; ø12–ø14)
Reinforcement: – S345 (PC 52; ø16–ø22)
Strat de acoperire: – min. 4cm expunere in aer/air exposed
Concrete cover

Se interzice copierea, difuzarea, imprumutarea sau utilizarea in alte scopuri, fara permisiunea Arex Lider Company ca proprietar al desenului.
This drawing is forbidden to be copied, lent or used in other purposes than those previously approved by Arex Lider Company as its owner.

SECTIUNE J-J
SECTION J-J

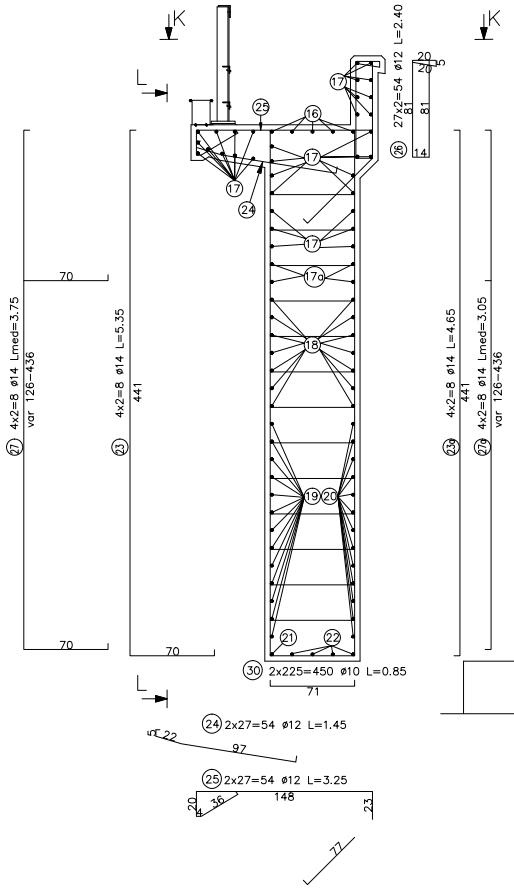
K
K
L
L
M
M
17
16
25
17
24
17
17a
18
19
20
21
22
27
4x2=8 ø14 Lmed=3.75
var 126-436
70
70
23
4x2=8 ø14 L=5.35
441
70
23a
4x2=8 ø14 L=4.65
441
27a
4x2=8 ø14 Lmed=3.05
var 126-436
27x2=54 ø12 L=2.40
26
20
20
5
81
81
14
30 2x225=450 ø10 L=0.85
71
24 2x27=54 ø12 L=1.45
5
22
97
25 2x27=54 ø12 L=3.25
20
4
36
148
23
77

VEDERE M-M
M-M VIEW

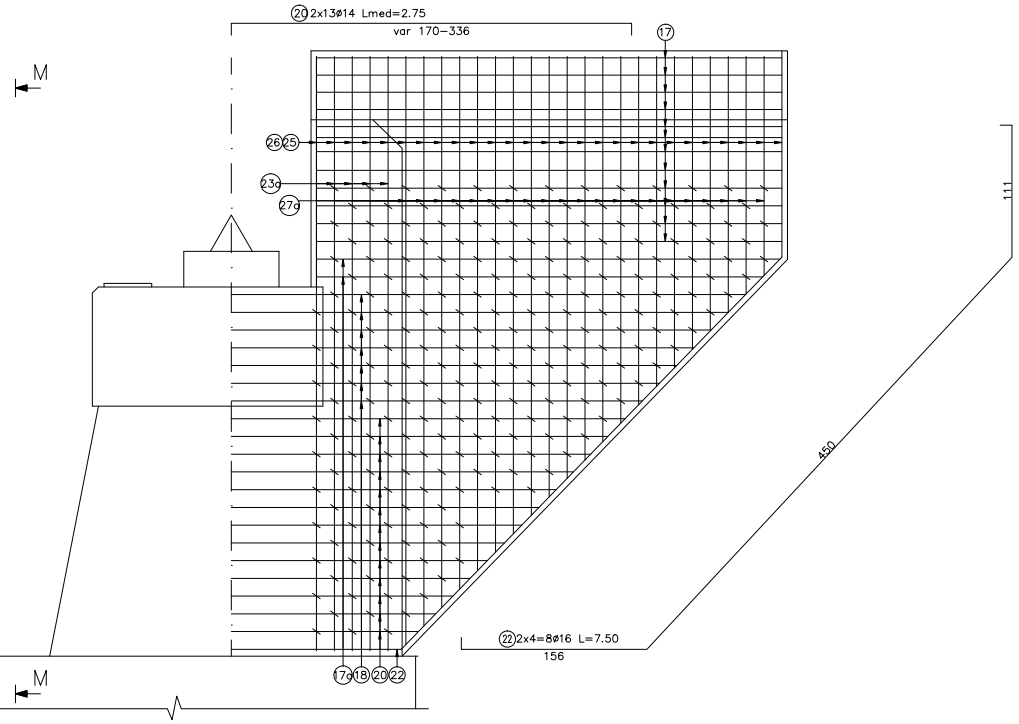
20 2x13ø14 Lmed=2.75
var 170-336
17
26 25
23a
27a
111
450
22 2x4=8ø16 L=7.50
156
17a 18 20 22
M
M

VEDERE IN PLAN K-K/K-K VIEW


17
16
24 25 26

TOTAL POD (2 CULEI): 2x4000kg=8000.00kg
BRIDGE TOTAL (2 ABUTMENTS): 2x4000kg=8000.00kg

EXTRAS DE ARMATURA PENTRU O CULEE
REINFORCEMENT FOR ONE ABUTMENT

Marca	Diametru	Lung./buc.[m]	Nr.buc.	S355			S345	
				Φ10	Φ12	Φ14	Φ16	Φ20
1	12	6.65	28		186.20			
2	14	2.80	44			123.20		
3	14	2.85	44			125.40		
4	22	6.90	4					27.60
5	16	6.85	10				68.50	
6	14	2.95	5			14.75		
6a	14	3.45	2			6.90		
7	14	3.50	2			7.00		
7a	14	3.05	5			15.25		
8	14	5.50	42			231.00		
8a	14	3.50	2			7.00		
8b	14	3.50	2			7.00		
9	12	1.40	50		70.00			
10	12	1.10	99		108.90			
11	12	23.15	18		416.70			
12	12	2.35	18		42.30			
13	16	6.35	19				120.65	
14	16	6.70	9				60.30	
15	16	5.30	33				174.90	
16	22	6.45	10					64.50
17	14	4.15	54			224.10		
17a	14	4.05	4			16.20		
18	14	3.90	28			109.20		
19	14	3.60	26			93.60		
20	14	2.75	26			71.50		
21	16	8.55	2				17.10	
22	16	7.50	8				60.00	
23	14	5.35	4			21.40		
23a	14	4.65	4			18.60		
24	12	1.45	54		78.30			
25	12	3.25	54		175.50			
26	12	2.40	54		129.60			
27	14	3.75	8			30.00		
27a	14	3.05	8			24.40		
28	14	2.85	18			51.30		
29	14	1.95	6			11.70		
30	10	0.85	450	382.50				
Lungimi totale pe diametre (m)				382.50	1207.50	1209.50	501.45	92.10
Masa pe metru liniar (kg/ml)				0.617	0.888	1.208	1.578	2.47
Masa pe diametre (kg)				235.83	1072.04	1461.58	791.46	227.13
Masa pe tip otel (kg)				2770.00			1018.59	
Masa totala culee (kg)				3790.00				
Pierderi 5% (kg)				189.50				
Masa totala culee (kg)				4000.00				

Indice Index	Data Date	Modificare Modification/Revision	Proiectant Designer	Aprobat Consultant Approved Consultant	Aprobat CFR Approved CFR
D					
C					
B					
A					

GUVERNUL ROMANIEI
ROMANIAN GOVERNMENT

PROIECT FINANȚAT DE UNIUNEA EUROPEANĂ
EUROPEAN UNION FINANCED PROJECT

CLIENT / CLIENT

C.N.C.F. "C.F.R." - S.A.

ITALFERR
GRUPPO FERROVIE DELLO STATO
Joint Venture leader

Scott Wilson

OBERMEYER
PLANEN + BERATEN GmbH

TECNIC
Consulting Engineers

CONSULTANT / CONSULTANT

			Data Date	Semnătură Signature
Aprobat Approved	Şef proiect Project manager	R. Liuzza		
Aprobat Approved	Coordonator Secţiune 1 Section 1 Coordinator	C. Gambelli		
Verificat Checked	Expert Chele Checking Expert	V. Kallidromitis		VK

SUBCONTRACTANT / SUBCONTRACTOR

AREX

Aprobat Approved	Responsabil Subconsultant Subconsultant Responsible	A.Stanciu - Dinulescu	03.2012	
Întocmit Elaborated	Proiectant Designer	Secu Razvan	03.2012	

Reabilitarea liniei de cale ferata Braşov - Simeria, parte componentă a coridorului IV Pan European, pentru circulaţia trenurilor cu viteza maximă de 160 km/h,
Tronsonul : Braşov - Sighişoara
Rehabilitation of the railway line Braşov - Simeria, component Part of the IV Pan-European Corridor, for the trains circulation with maximum speed of 160 km/h,
Section : Braşov - Sighişoara

Proiect/Project
2004/RO/16/P/PA/003

Faza / Phase:
D.E. / E.D.

Denumire desen / Drawing Title :

INTERVAL/SECTION STATIA APATA
POD / BRIDGE Km 207+257.850 - D=15.50m -Plan armare culei linia 3
POD / BRIDGE Km 207+257.850 - D=15.50m -ABUTMENTS REINFORCEMENT PLAN

Codificare / Codification System	Scara / Scale	LOT / LOT	Nr. / No
	1:25		01 / 01

E A 5 1 · 0 1 · E · 0 9 · B C · P V · 0 1 · 7 · 2 · 0 1 1 · 0