SECTIUNE TRANSVERSALA TABLIER POD
BRIDGE DECK CROSS SECTION

sc. 1:20

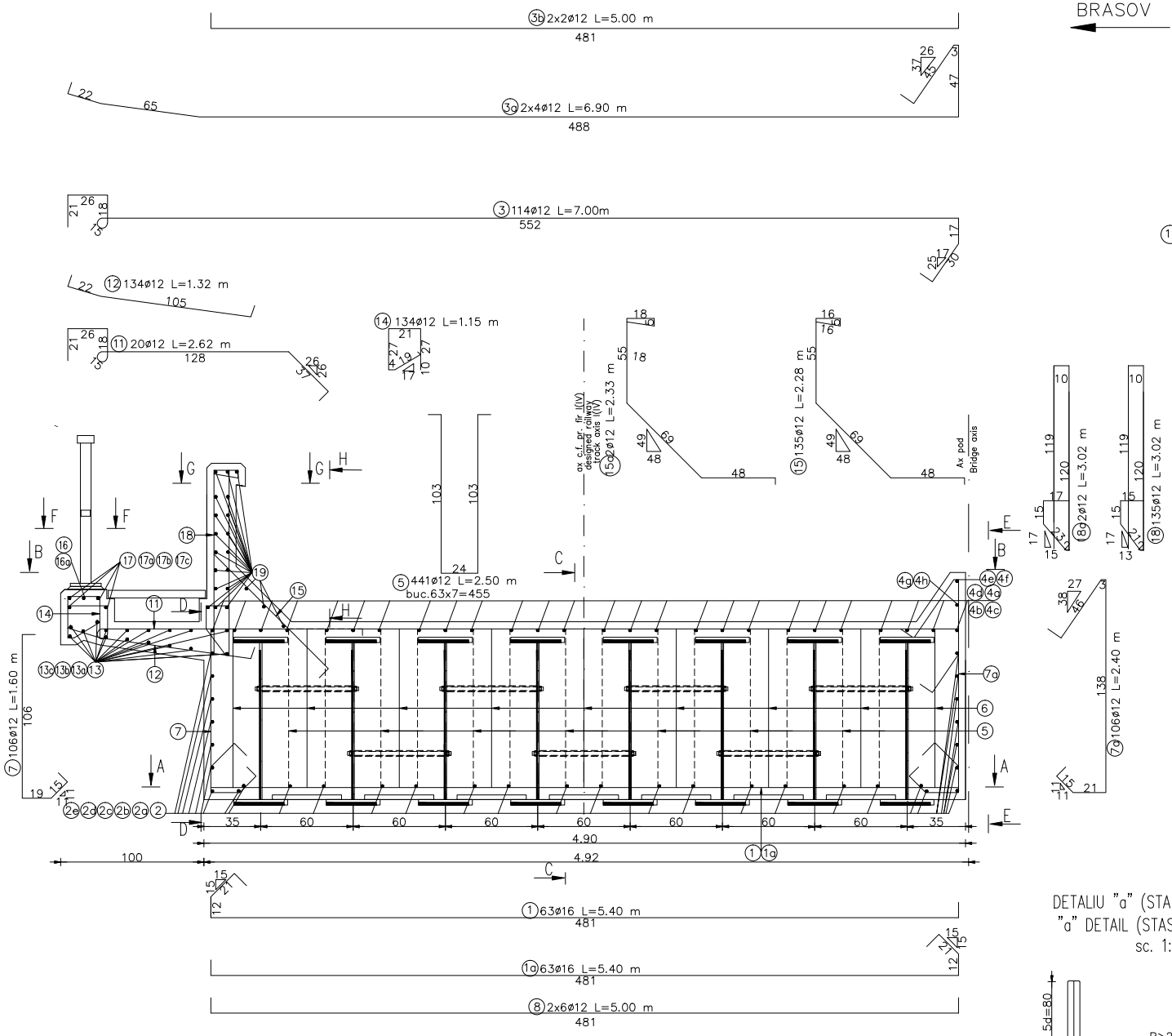

BRASOV
③b 2x2ø12 L=5.00 m
481
26
37
45
3
47
22
65
③a 2x4ø12 L=6.90 m
488
26
21
18
15
③ 114ø12 L=7.00m
552
17
25
17
30
22
⑫ 134ø12 L=1.32 m
105
26
21
18
15
⑪ 20ø12 L=2.62 m
128
37
26
26
⑭ 134ø12 L=1.15 m
21
27
4
19
17
10
27
18
55
18
ax c.f. pr. fir I(IV)
designed railway track axis I(IV)
⑮a 2ø12 L=2.33 m
49
69
48
48
16
16
55
⑮ 135ø12 L=2.28 m
49
69
48
48
Ax pod
Bridge axis
103
103
24
⑤ 441ø12 L=2.50 m
buc.63x7=455
10
119
120
17
15
17
15
⑱ 2ø12 L=3.02 m
10
119
120
15
17
13
⑱ 135ø12 L=3.02 m
27
38
46
3
138
⑦a 106ø12 L=2.40 m
21
15
11
11
F
F
G
G
H
H
B
B
E
E
C
C
D
D
A
A
⑯
⑯a
⑰ ⑰a ⑰b ⑰c
⑱
⑲
⑮
⑪
⑭
⑬c ⑬b ⑬a ⑬
⑫
⑦
④g ④h
④e ④f
④d ④a
④b ④c
⑦a
⑥
⑤
⑦ 106ø12 L=1.60 m
106
19
15
14
11
②e ②d ②c ②b ②a ②
35
60
60
60
60
60
60
35
4.90
4.92
① ①a
100
15
15
21
12
① 63ø16 L=5.40 m
481
15
27
15
12
①a 63ø16 L=5.40 m
481
⑧ 2x6ø12 L=5.00 m
481

SECTIUNE B-B
B-B SECTION

sc. 1:50

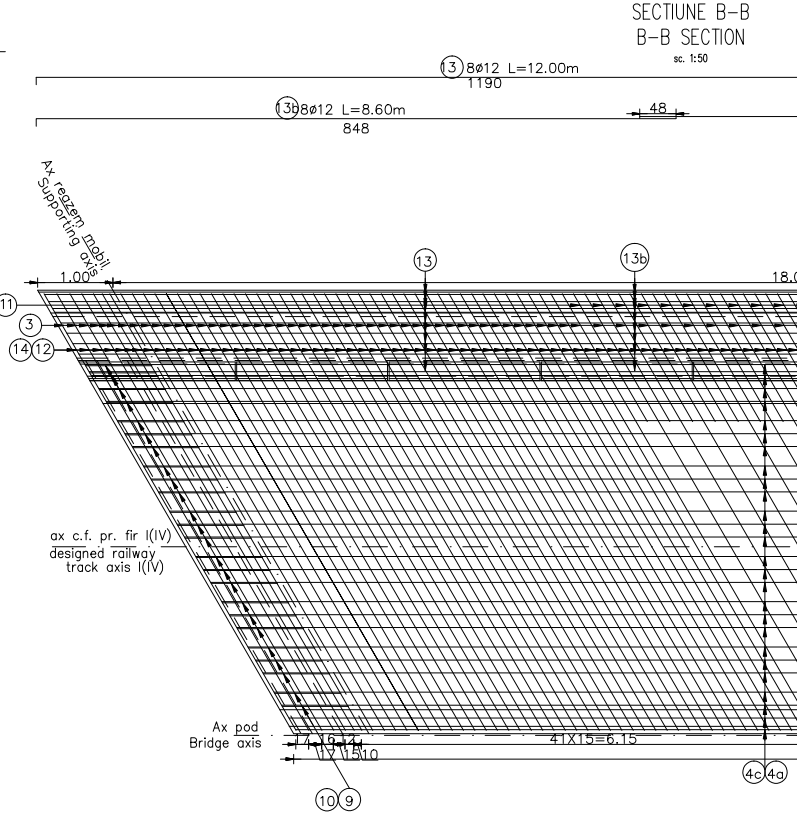

⑬ 8ø12 L=12.00m
1190
⑬b 8ø12 L=8.60m
848
48
Ax reazem mobil
Supporting axis
1.00
⑬
⑬b
18.0
⑪
③
⑭ ⑫
ax c.f. pr. fir I(IV)
designed railway track axis I(IV)
Ax pod
Bridge axis
14
16
14
17
15
10
41X15=6.15
⑩ ⑨
④c ④a

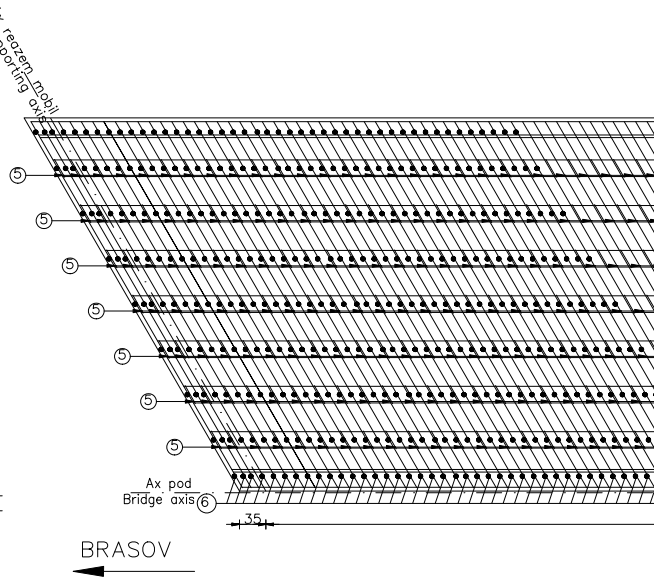

Ax reazem mobil
Supporting axis
⑤
⑤
⑤
⑤
⑤
⑤
⑤
Ax pod
Bridge axis
⑥
35
BRASOV

DETALIU "a" (STAS 10111/2-87)
"a" DETAIL (STAS 10111/2-87)

sc. 1:10

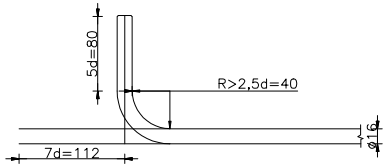

5d=80
R>2,5d=40
ø16
7d=112

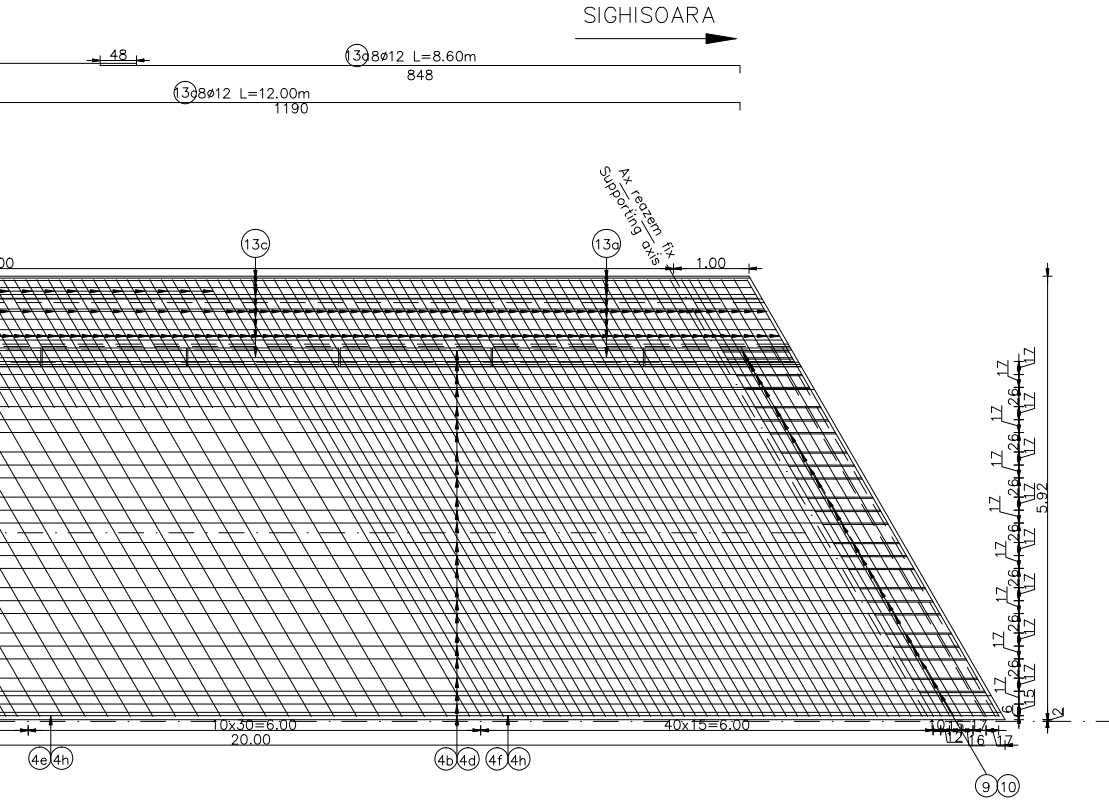
SIGHISOARA
48
13a 8ø12 L=8.60m
848
13a 8ø12 L=12.00m
1190
Ax reazem fix
Supporting axis
13c
13a
1.00
17
26
5.92
15
6
2
10x30=6.00
20.00
40x15=6.00
4e 4h
4b 4d
4f 4h
9 10

SECTIUNE A-A
A-A SECTION
sc. 1:50

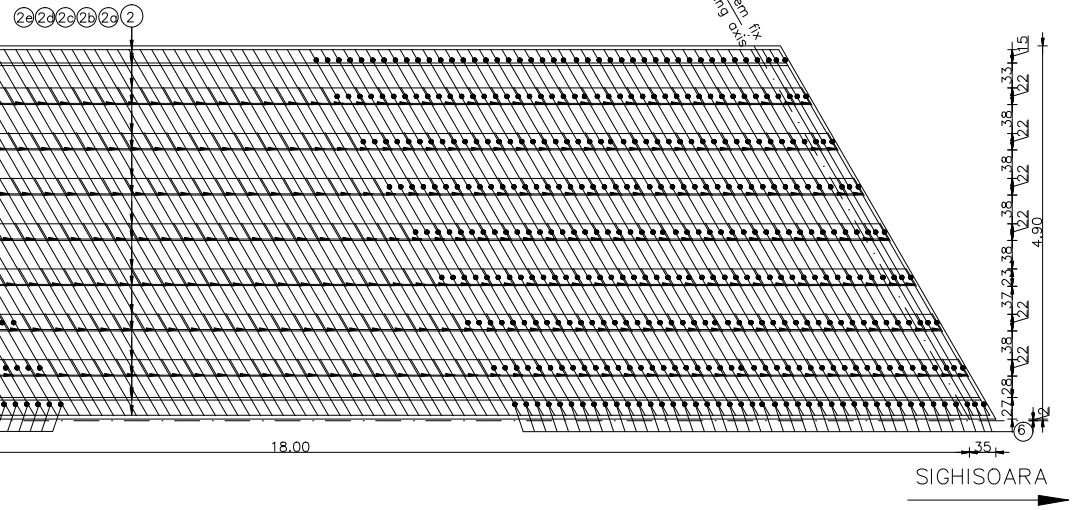
2e 2d 2c 2b 2a 2
Ax reazem fix
Supporting axis
15
33
22
38
37
23
27
28
4.90
2
6
18.00
35
SIGHISOARA

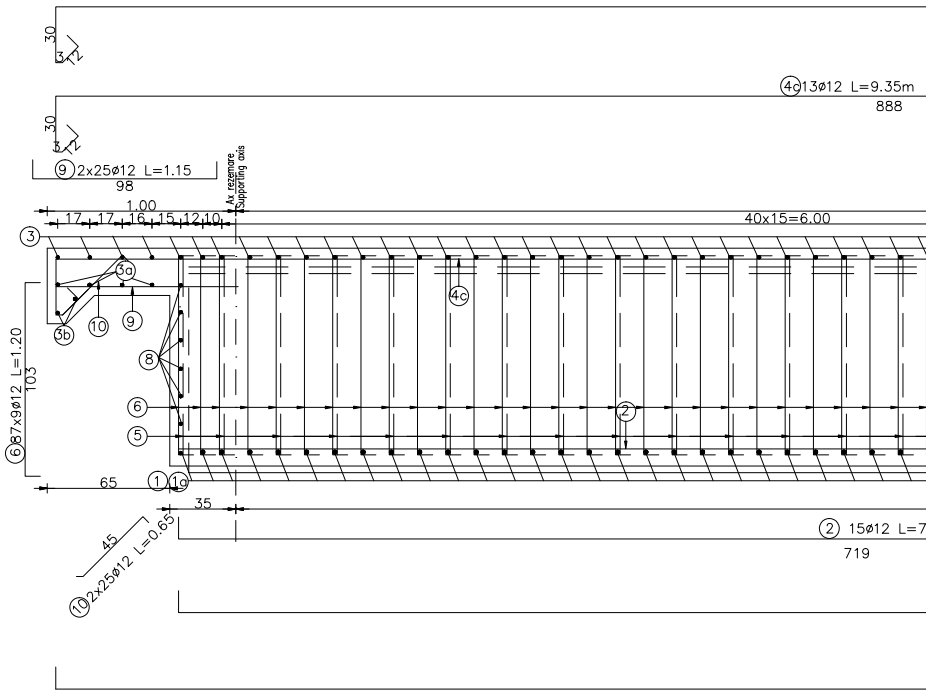
30
3 12
4c 13ø12 L=9.35m
888
9 2x25ø12 L=1.15
98
Ax rezemare
Supporting axis
1.00
17 17 16 15 12 10
40x15=6.00
3
3a
3b
10
9
4c
8
6
5
2
6 87x9ø12 L=1.20
103
65
1 1a
35
45
10 2x25ø12 L=0.65
2 15ø12 L=7
719

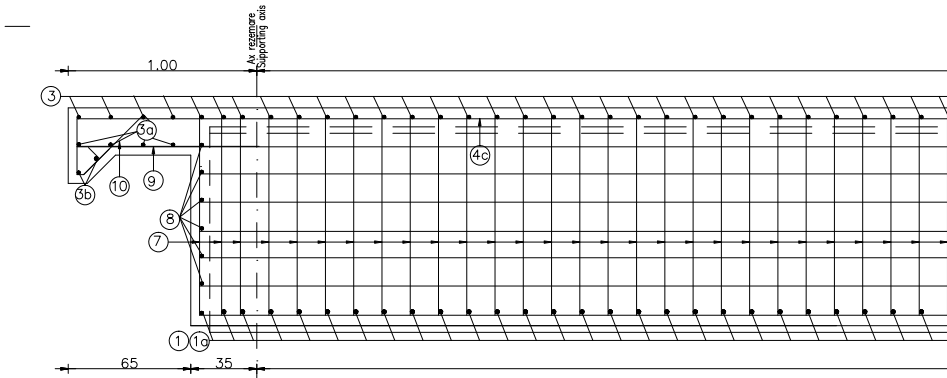
Ax rezemare
Supporting axis
1.00
3
3a
3b
10
9
4c
8
7
1 1a
65
35

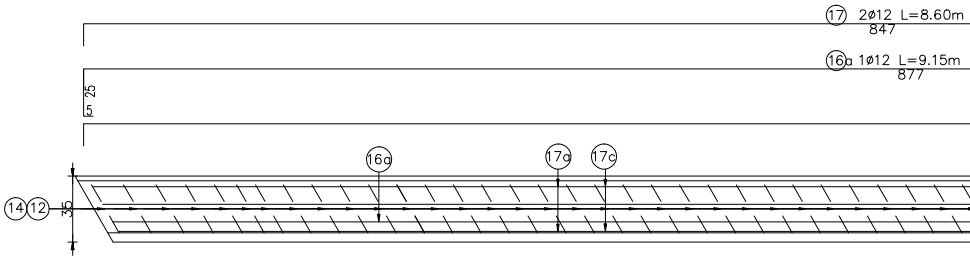
17 2ø12 L=8.60m
847
16a 1ø12 L=9.15m
877
25
5
16a
17a
17c
14 12
35

SECTIUNE C-C/C-C SECTION

sc. 1:20

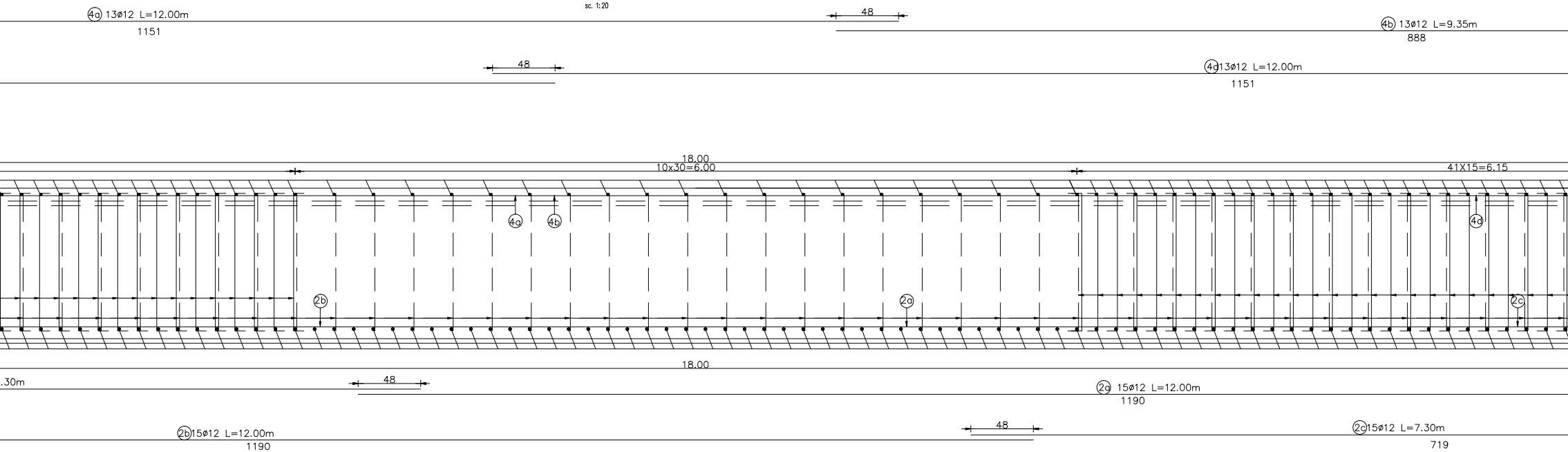

④a 13ø12 L=12.00m
1151
48
④b 13ø12 L=9.35m
888
48
④d 13ø12 L=12.00m
1151
18.00
10x30=6.00
41X15=6.15
4a
4b
4d
2b
2a
2c
18.00
.30m
48
2a 15ø12 L=12.00m
1190
2b 15ø12 L=12.00m
1190
48
2c 15ø12 L=7.30m
719

SECTIUNE D-D/D-D SECTION

sc. 1:20

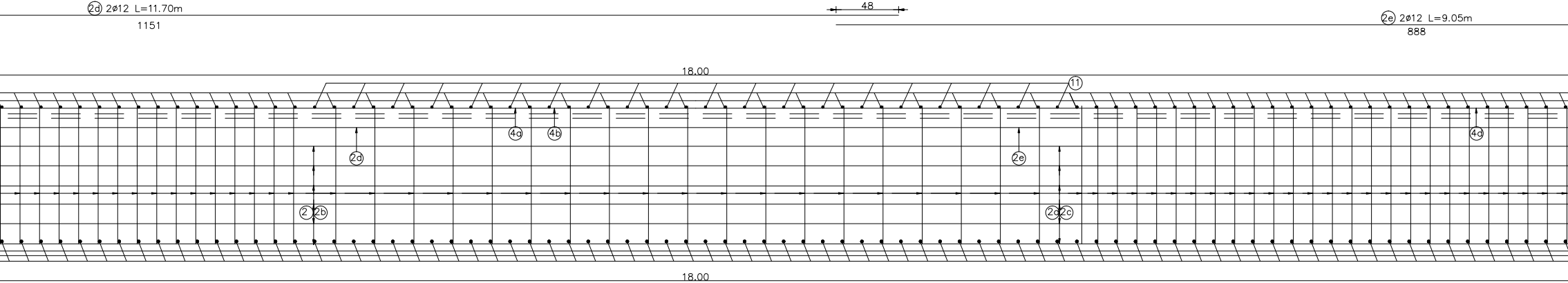

2d 2ø12 L=11.70m
1151
48
2e 2ø12 L=9.05m
888
18.00
11
4a
4b
4d
2d
2e
2
2b
2c
2c
18.00

VEDERE F-F/VIEW F-F

sc. 1:20

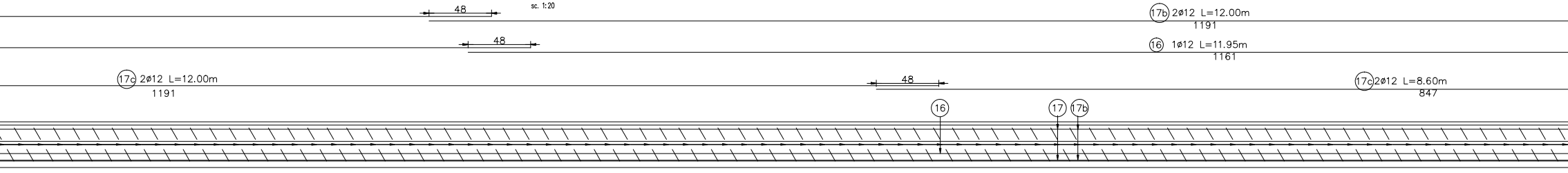

48
17b 2ø12 L=12.00m
1191
48
16 1ø12 L=11.95m
1161
17c 2ø12 L=12.00m
1191
48
17c 2ø12 L=8.60m
847
16
17
17b

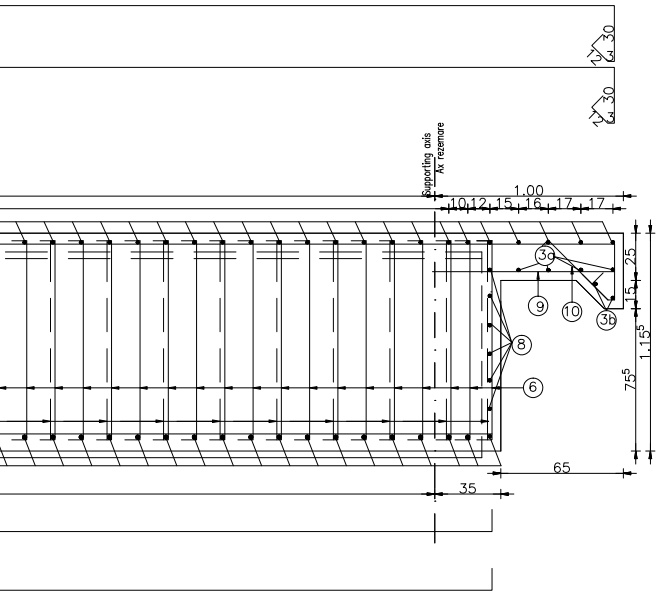
30
30
Supporting axis
Ax rezemare
1.00
10
12
15
16
17
17
25
15
1.15^5
75^5
3a
9
10
3b
8
6
35
65

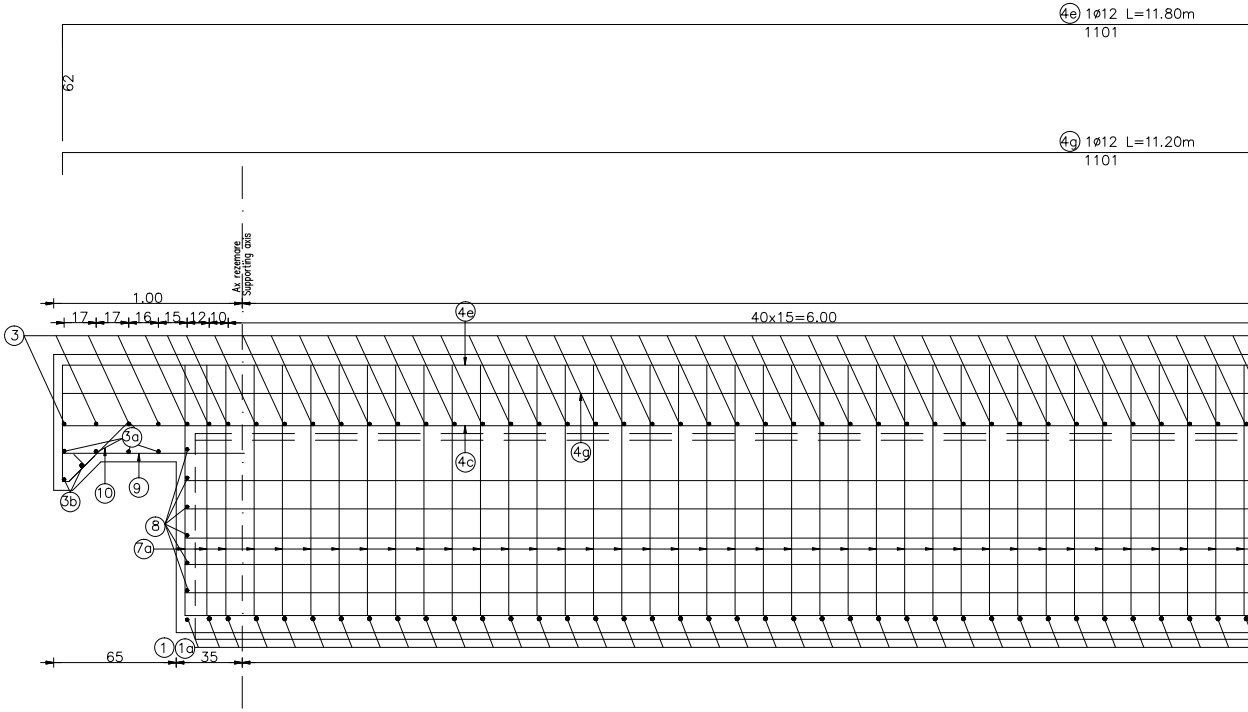
4e 1ø12 L=11.80m
1101
62
4g 1ø12 L=11.20m
1101
Ax rezemare
Supporting axis
1.00
17
17
16
15
12
10
4e
40x15=6.00
3
3a
3b
10
9
4c
4g
8
7a
1
1a
65
35

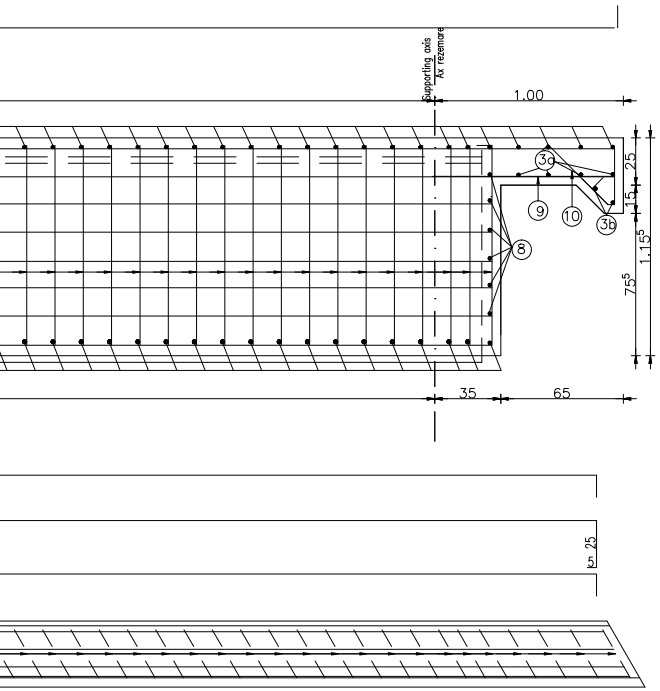
Supporting axis
Ax rezemare
1.00
3a
9
10
3b
8
25
15
1.15^5
75^5
35
65
25

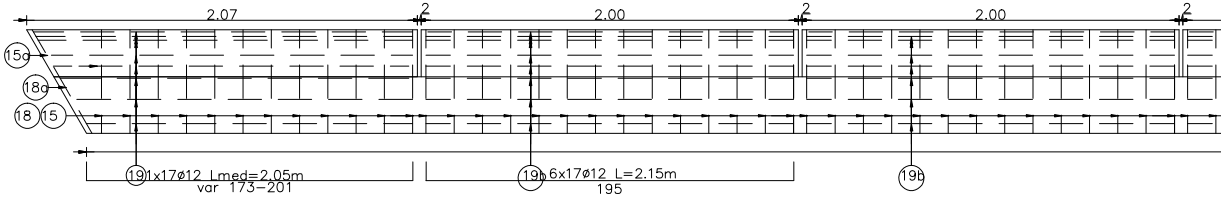
2.07
2
2.00
2
2.00
2
15a
18a
18
15
19 1x17ø12 Lmed=2.05m
var 173-201
19b 6x17ø12 L=2.15m
195
19b

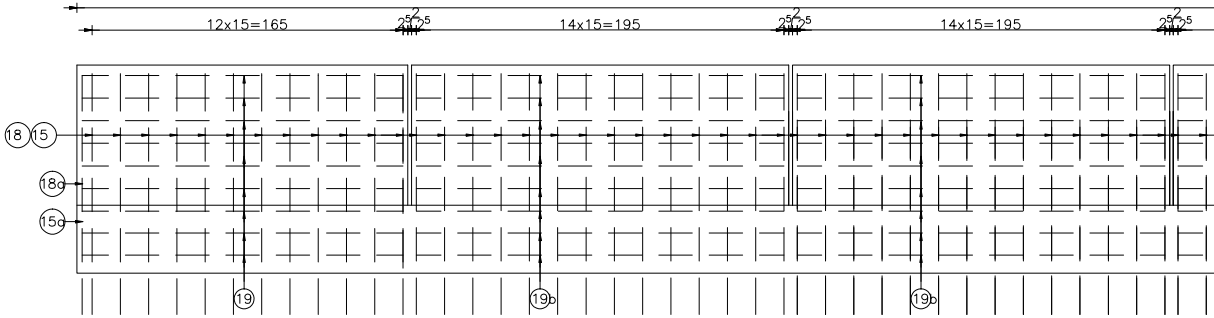
12x15=165
2^5 2 2^5
14x15=195
2^5 2 2^5
14x15=195
2^5 2 2^5
18
15
18a
15a
19
19b
19b

SECTIUNE E-E/E-E SECTION

sc. 1:20

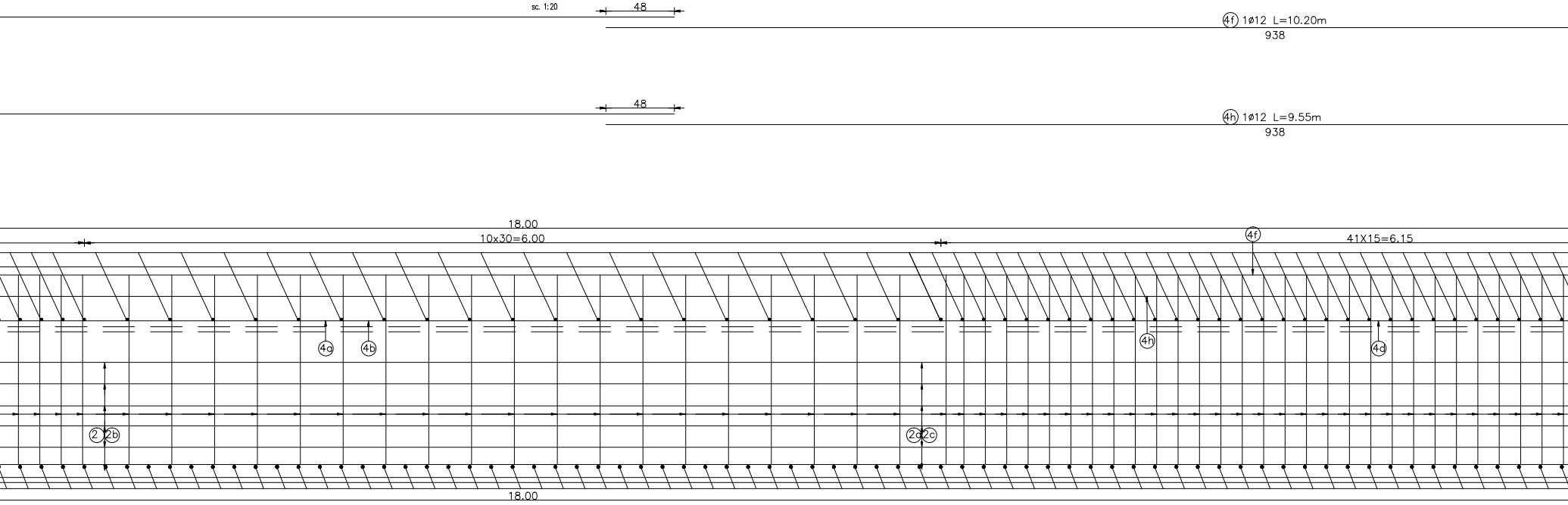
48
4f 1ø12 L=10.20m
938
48
4h 1ø12 L=9.55m
938
18.00
10x30=6.00
4f
41X15=6.15
4a
4b
4h
4d
2
2b
2a
2c
18.00

VEDERE G-G/VIEW G-G

sc. 1:20

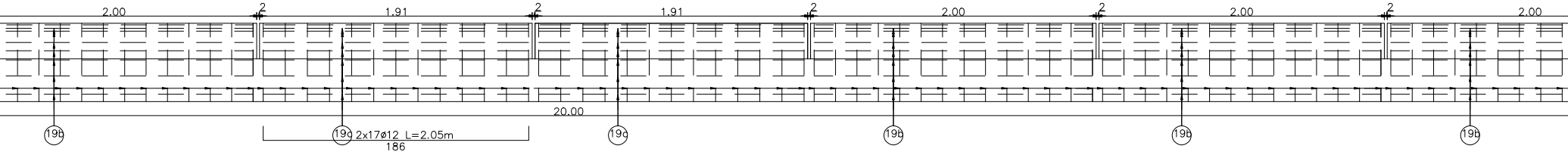
2.00
2
1.91
2
1.91
2
2.00
2
2.00
2
2.00
20.00
19b
19c 2x17ø12 L=2.05m
186
19c
19b
19b
19b

VEDERE H-H/VIEW H-H

sc. 1:20

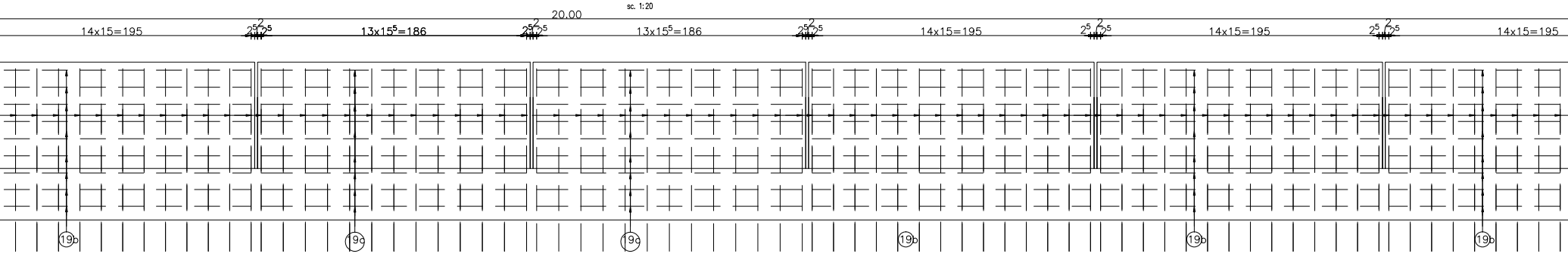
20.00
14x15=195
2^5 2 2^5
$13x15^5$=186
2^5 2 2^5
$13x15^5$=186
2^5 2 2^5
14x15=195
2^5 2 2^5
14x15=195
2^5 2 2^5
14x15=195
19b
19c
19c
19b
19b
19b

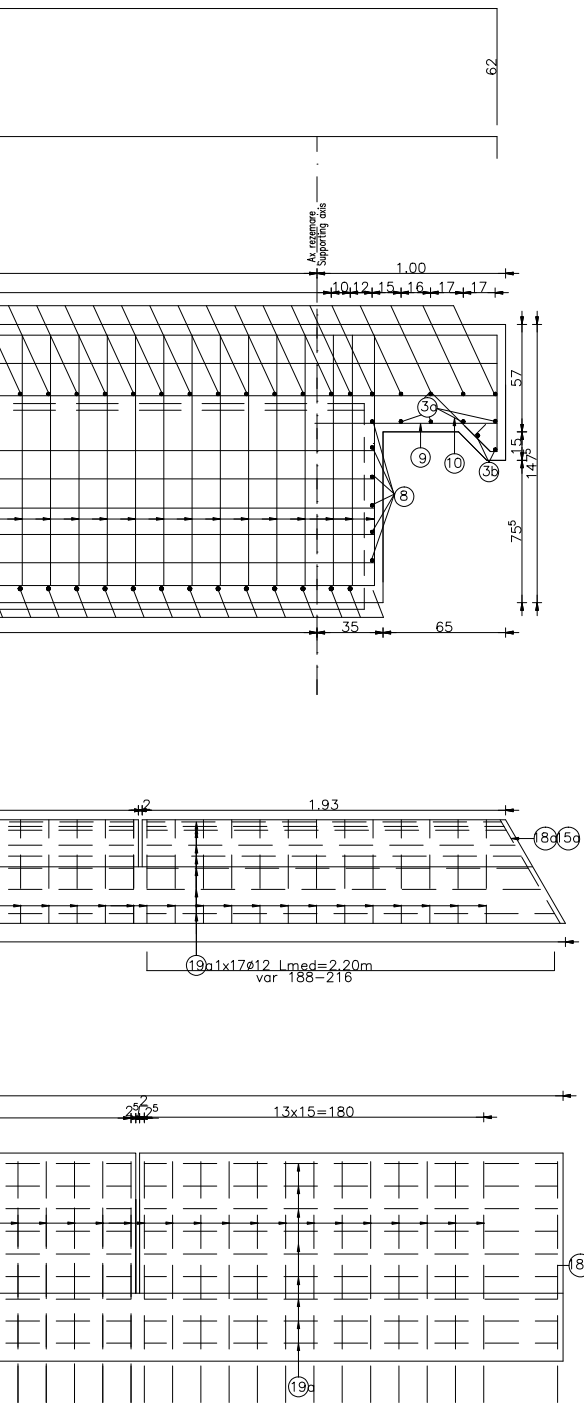
62
Ax reazeme
Supporting axis
1.00
10 12 15 16 17 17
3a
9
10
3b
8
57
15
147
75
35
65
2
1.93
18d
15a
19a 1x17ø12 Lmed=2.20m
var 188−216
2
25
5
13x15=180
18d
15a
19a

EXTRAS DE ARMATURA TABLIER
TABLE FOR REINFORCEMENTS FOR SINGLE RAIWAY DECK

Marca	Diametru	Lung./buc.[m]	Nr.buc.	S355	S345
				%%C12	%%C16
1	16	5,40	63		340,20
1a	16	5,40	63		340,20
2	12	7,30	15	109,50	
2a	12	12,00	15	180,00	
2b	12	12,00	15	180,00	
2c	12	7,30	15	109,50	
2d	12	11,70	2	23,40	
2e	12	9,05	2	18,10	
3	12	7,00	114	798,00	
3a	12	6,90	8	55,20	
3b	12	5,00	4	20,00	
4a	12	12,00	13	156,00	
4b	12	9,35	13	121,55	
4c	12	9,35	13	121,55	
4d	12	12,00	13	156,00	
4e	12	11,80	1	11,80	
4f	12	10,20	1	10,20	
4g	12	11,20	1	11,20	
4h	12	9,55	1	9,55	
5	12	2,50	441	1102,50	
6	12	1,20	783	939,60	
7	12	1,60	106	169,60	
7a	12	2,40	106	254,40	
8	12	5,00	12	60,00	
9	12	1,15	50	57,50	
10	12	0,65	50	57,50	
11	12	2,65	20	32,50	
12	12	1,35	134	180,90	
13	12	12,00	8	96,00	
13a	12	8,60	8	68,80	
13b	12	8,60	8	68,80	
13c	12	12,00	8	96,00	
14	12	1,15	134	154,10	
15	12	2,30	135	310,50	
15a	12	2,35	2	4,70	
16	12	9,15	1	9,15	
16a	12	11,95	1	11,95	
17	12	8,60	2	17,20	
17a	12	12,00	2	24,00	
17b	12	12,00	2	24,00	
17c	12	8,60	2	17,20	
18	12	3,05	135	411,75	
18a	12	3,05	2	6,10	
19	12	2,05	21	43,05	
19a	12	2,20	21	46,20	
19b	12	2,15	126	270,90	
19c	12	2,05	42	86,10	
Lungimi totale pe diametre			(m)	6355,55	680,40
Masa pe metru liniar			(kg/ml)	0,888	1,578
Masa pe diametre			(kg)	5642,60	1073,90
Masa pe tip otel			(kg)	5645,00	1075,00
Masa totala tablier			(kg)	6720,00	
pierderi 5%			(kg)	336	
Masa totala tablier			(kg)	7100,00	

Beton: Concrete:	– C30/37 suprastructura/superstructure
Tipul grinzilor: Beams type:	– grinzi metalice sudate/steel welded girders
Otel pentru grinzi: Steel for the beams:	– (OL 37–EP) S275J_3G_3 (EN 10025/2004)
Armatura: Reinforcement:	– S355;S345
Strat de acoperire: Concrete cover	– min. 4cm expunere in aer/air exposed

Schema tablier I,II,III,IV
Deck I,II,III,IV scheme
sc 1:200

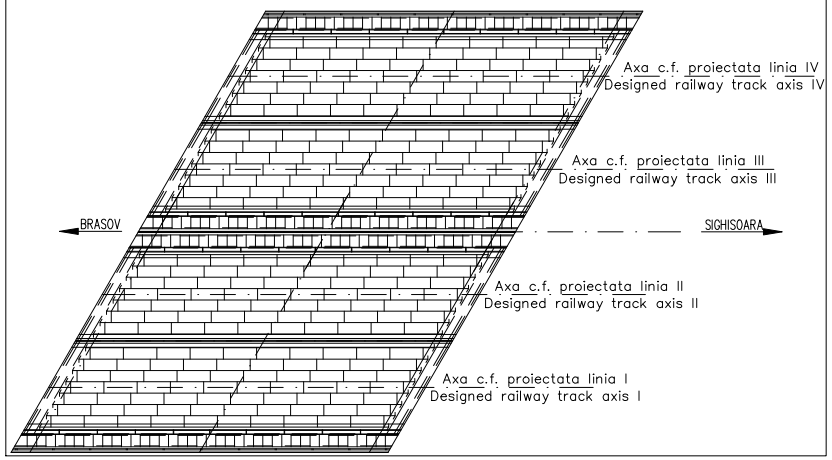
Axa c.f. proiectata linia IV
Designed railway track axis IV
Axa c.f. proiectata linia III
Designed railway track axis III
BRASOV
SIGHISOARA
Axa c.f. proiectata linia II
Designed railway track axis II
Axa c.f. proiectata linia I
Designed railway track axis I

Se interzice copierea, difuzarea, imprumutarea sau utilizarea in alte scopuri, fara permisiunea AREX Lider Company ca proprietar al desenului. This drawing is forbidden to be copied, lent or used in other purposes than those previously approved by AREX Lider Company as its owner.

D					
C					
B					
A					
Indice Index	Data Date	Modificare Modification/Revision	Proiectant Designer	Aprobat Consultant Approved Consultant	Aprobat CFR Approved CFR

GUVERNUL ROMANIEI
ROMANIAN GOVERNMENT

PROIECT FINANȚAT DE UNIUNEA EUROPEANĂ
EUROPEAN UNION FINANCED PROJECT

CLIENT / CLIENT

C.N.C.F. "C.F.R." - S.A.

ITALFERR
GRUPPO FERROVIE DELLO STATO
Joint Venture leader

Scott Wilson

OBERMEYER
PLANEN + BERATEN GmbH

TECNIC
Consulting Engineers

CONSULTANT / CONSULTANT

			Data Date	Semnătură Signature
Aprobat Approved	Şef proiect Project manager	R. Liuzza		
Aprobat Approved	Coordonator Secţiune 1 Section 1 Coordinator	C. Gambelli		
Verificat Checked	Expert Cheie Checking Expert	V. Kallidromitis		VK

SUBCONTRACTANT / SUBCONTRACTOR

AREX

Aprobat Approved	Responsabil Subconsultant Subconsultant Responsible	A.Stanciu - Dinulescu	02.2012	
Întocmit Elaborated	Proiectant Designer	Olar Mihai	02.2012	

Reabilitarea liniei de cale ferata Braşov - Simeria, parte componentă a coridorului IV Pan European, pentru circulaţia trenurilor cu viteza maximă de 160 km/h,
Tronsonul : Braşov - Sighişoara
Rehabilitation of the railway line Braşov - Simeria, component Part of the IV Pan-European Corridor, for the trains circulation with maximum speed of 160 km/h,
Section : Braşov - Sighişoara

Proiect/Project
2004/RO/16/P/PA/003

Faza / Phase:
D.E. / E.D.

Denumire desen / Drawing Title :

POD Km. 223+203.05 L=18.00m/PLAN ARMARE SUPRASTRUCTURA/LINIA I(IV)
BRIDGE Km.223+203.05 D=18.00m/SUPERSTRUCTURE REINFORCEMENT PLAN/TRACK I(IV)

Codificare / Codification System	Scara / Scale 1:20,1:50	LOT / LOT	Nr. / No 01 / 01

EA51 01 E 11 BC PV 02 3 3 011 0