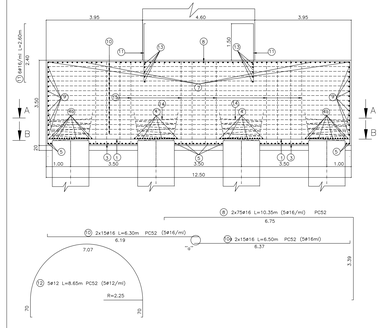

NOTA

1.Prezentul plan s-a întocmit în conformitate cu planul de cofraj EA5101E1188PV02120081;

2.Inondrele barelor prin sudura, se va face în 3.Armarea coloanelor este cuprinsa în planul EA5101E1188PV02120200.

4.Betonul din radier se va turna prin pompare

5.La turnarea în operă a betonului turnat prin pompare se vor lua toate masurile in ceea ile inuzit

-betonul se va pompare se se deplasoare continuu fara întrerugeri;

-turnarea ba se va face în 30/40 puncte si ca durate max 6 ora;

-inaltimea libera de cadere a betonului se fie de max 0.5m;

-betonul se va turna in straturi de max. 40cm grosime, pentru a permite o buna vibrare.

-betonul sa fie bine compactat prin vibrare.

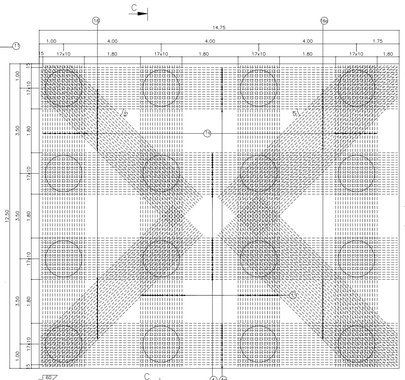

NOTE:

1.This drawing was drawn up according to the shuttering plan EA5101E1188PV02120081;

2.The inondrels are to be executed by welding according to "Normativ C28 – 83".

3.The column reinforcing can be found in drawing EA5101E1188PV02120200.

The concrete in the roof will be cast by pumping.

5.In the concrete pumping the following precautions will be taken so that:

-the pumping process will be continuous, without any interruption;

-the concrete will be cast in 3 (three) points and will last max. 6 hours;

-the free falling height of concrete will be max. 0.5m;

-the concrete will be cast in max. 40 cm thick layers to allow good vibration;

-the concrete will be well-compacted by vibration.

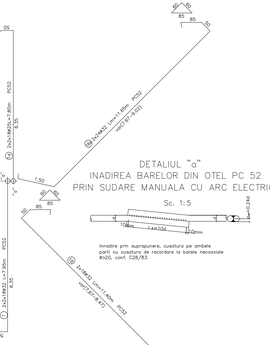

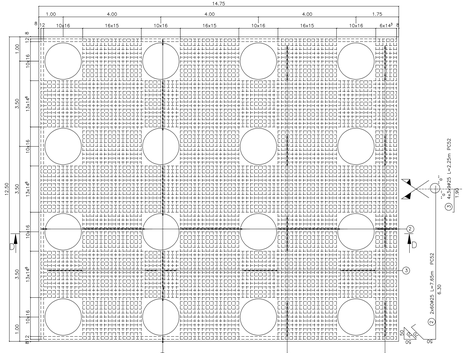

MASURATOAREA OTELULUI BETON NECESAR PENTRU ARMAREA RADIERULUI

Marca elementului	Nr. buc.	Lungime Tăiere	OB 37		PC 52					
			Ø6	Ø8	Ø12	Ø14	Ø16	Ø20	Ø25	Ø32
1.52	72	7.85								565.20
1.53	72	7.80								561.60
2.25	320	7.65								918.00
2.26	288	2.25								243.00
4.13	72	9.10								655.20
4.14	144	8.85								637.20
4.25	112	8.85								495.60
4.26	108	2.25								243.00
4.27	18	2.25								40.50
1.16	126	11.95			505.70					
1.18	126	10.75			455.10					
1.19	20	9.10			72.80					
1.20	54	7.70			231.00					
1214	20	6.30			189.00					
1214	30	6.50			195.00					
1116	202	2.60			315.00					
1212	5	8.65		43.25						
1213	15	8.65		129.75						
1214	16	26.00	416.00							
1.15	202+2	8.50			2308.50					
1.52	36	11.40								410.40
1.53	48	11.65								559.20
Lungime pe diametru			416.00	173.25	8478.20	308.50	5457.40	1917.30		
Greutate 1m' (kg)			0.888	0.888	1.578	2.470	1.963	6.313		
Greutate pe diam.			370	145	7065	2702	13325	13875		
Total pe categorie			370		43712					
TOTAL					40482					
Suturi (10%)					810					
Pierderi (10%)					2025					
GREUTATE TOTALA					43500					

PENTRU 2 RADIERE: 2x43500 kg =90000 kg

Se interzice copierea, difuzarea, imprumutarea sau utilizarea in alte scopuri fara permisiunea Ana Lider Company ca proprietar al desenului. Ana Lider Company is the owner of the copyright in this drawing. Any use other than those previously approved by Ana Lider Company is its owner.

D					
C					
B					
A					
Revision	Date	Modificare / Modification/Modification	Proiectat / Designed	Aprobat Consultant / Approved Consultant	Aprobat CNC / Approved CNC

ROMANIA, BUCHAREST
ROMANIAN GOVERNMENT

PROIECT FINANTAT DE GUVERNUL ROMANIEI
EUROPEAN UNION FINANCED PROJECT

C.N.C.F. "C.F.R." - S.A.

CLIENT / CLIENT

ALSTOM Alstom SELF TRAIN Joint Venture Member

OBERMEYER PLANUNG + BERATUNG Gmbh

TECNIC Consulting Engineers

CONSULTANT / CONSULTANT			Date / Data	Semnătura / Signature
Aprobat / Approved	Şef proiect / Project Manager	R. Lăcătu	03.2012	
Aprobat / Approved	Coordonator Geologie / Geology Coordinator	C. Ciancăilă	03.2012	
Aprobat / Approved	Şef proiectant / Lead Designer	V. Hubbernatie	03.2012	
Desenat / Drawn	Desenat / Drawing Draw			

SUBCONTRACTANT / SUBCONTRACTOR ANA LIDER

Aprobat / Approved	Subcontract Responsible	A.Stancila - Ghe.Ionescu	03.2012	
Verificat / Checked	Responsabil Proiectare / Designer	Maria Ciangan	03.2012	

Realizarea lotul de cale ferata Braşov - Simeria, parte componentă a coridorului IV Paneuropean, pentru circulaţia traseului cu viteza maximă de 160 km/h, Transcarpatic - Braşov - Bucureşti
Rehabilitation of the railway section on the Transcarpatic Corridor Part of the IV Pan-European Corridor, for the trains circulation with maximum speed of 160 km/h,
Section : Braşov - Bişchinari

Proiect/Project
ANA LIDER COMPANY

Faza / Phase:
D.E. / E.D.

Denumire obiect / Drawing Title : STATIA / STATION RACOS

Viaduct Km 220+782.028 -
L=2x55.00m+60.00+55.00+11.70+2x18.00m
Pile-cerere regilor pile 1
Plan for roll reinforcement -unit 1

Codificare / Codification System: E A 5 1 0 1 E 1 1 8 8 P V 0 2 1 2 0 2 3 0

Scara / Scale 1:25 | LOT / LOT | Nr. / Nr. EA 5101

A2201/1443