SECTIUNE TRANSVERSALA B–B
B–B SECTION CROSS SECTION
Scara/Scale 1:20

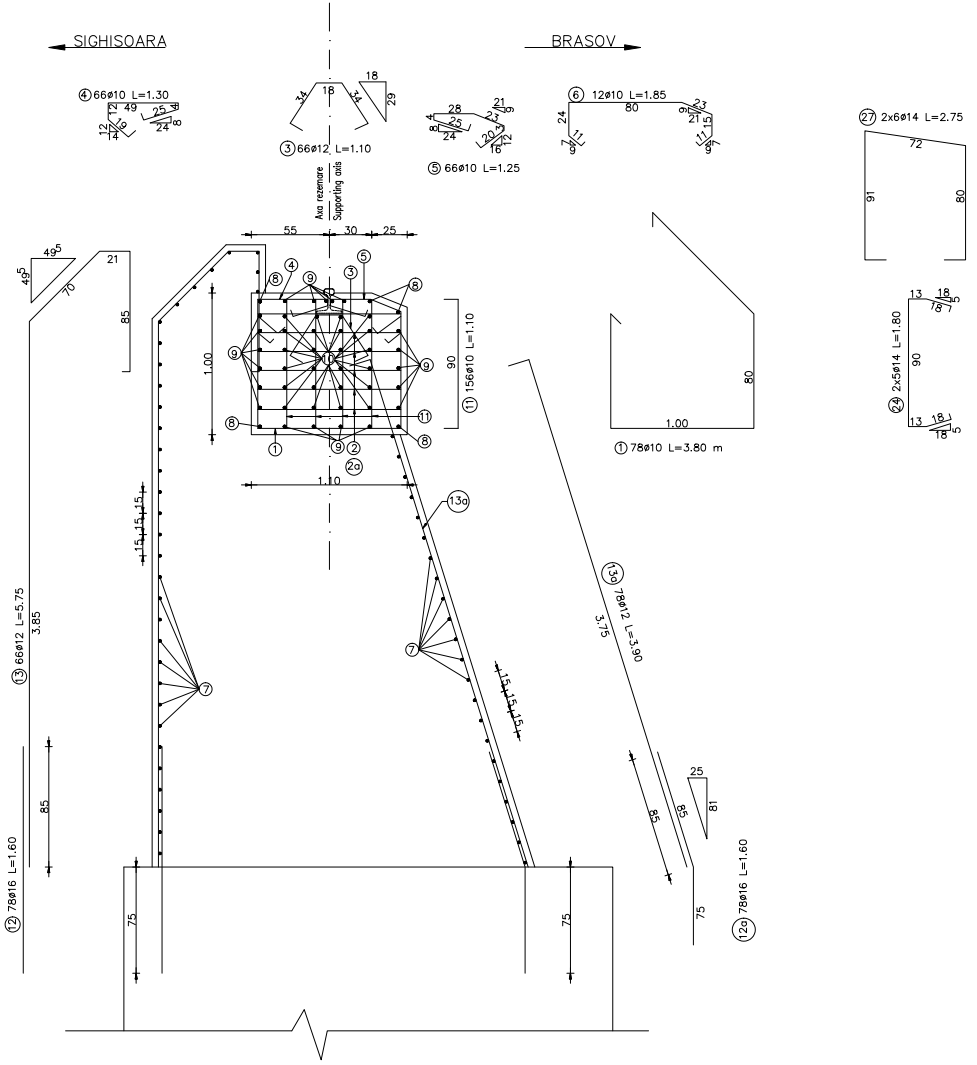
SIGHISOARA
BRASOV
④ 66ø10 L=1.30
③ 66ø12 L=1.10
⑤ 66ø10 L=1.25
⑥ 12ø10 L=1.85
㉗ 2x6ø14 L=2.75
㉔ 2x5ø14 L=1.80
① 78ø10 L=3.80 m
⑪ 156ø10 L=1.10
⑬ 66ø12 L=5.75
⑫ 78ø16 L=1.60
⑬a 78ø12 L=3.90
⑫a 78ø16 L=1.60
Axa rezemare
Supporting axis
55
30
25
1.00
90
1.10
3,85
3,75
85
75
15 15 15 15
⑦
⑧
⑨
⑩
②
②a

ELEVATIE A–A / A–A ELEVATION
Scara/Scale 1:20

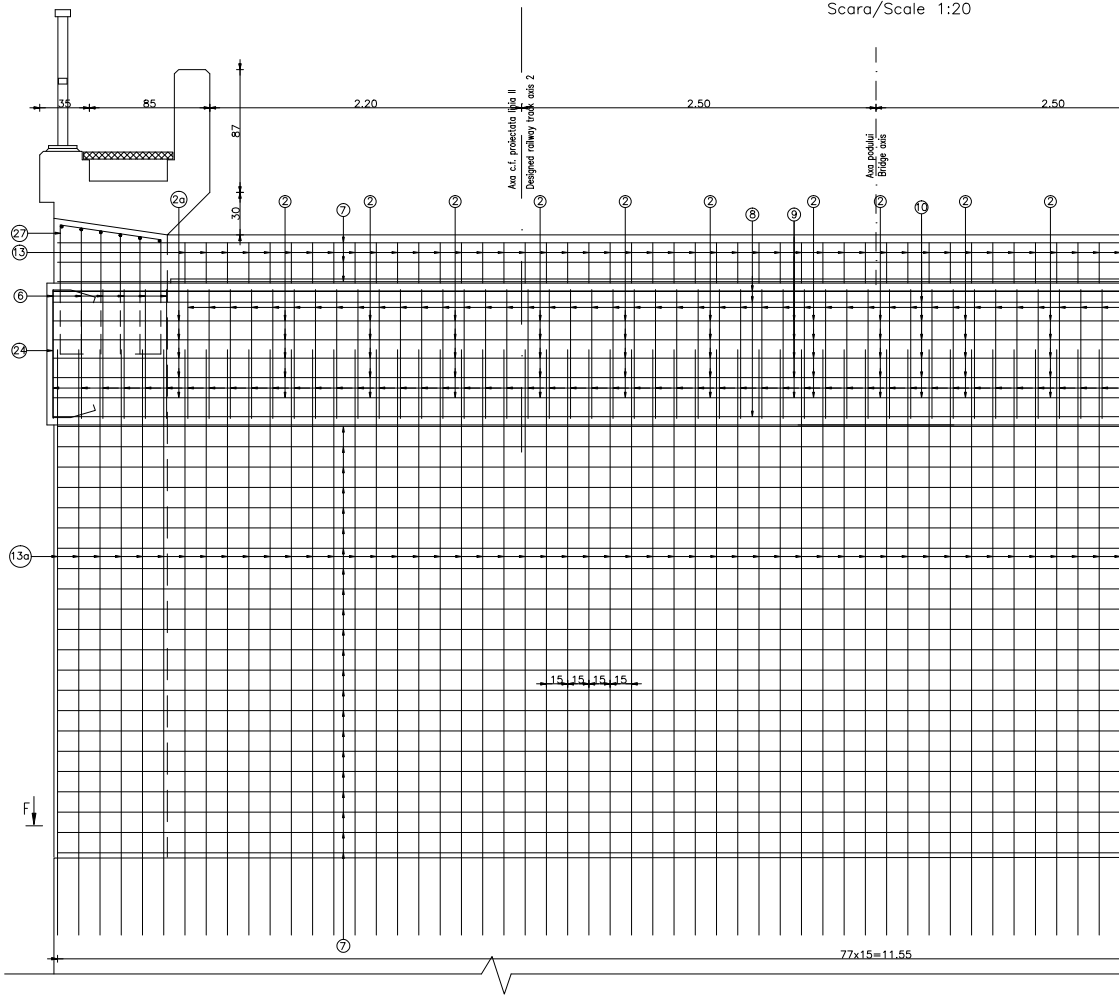
35
85
2.20
2.50
2.50
87
30
Axa c.f. proiectata linia II
Designed railway track axis 2
Axa podului
Bridge axis
㉗
⑬
⑥
㉔
⑬a
②a
②
⑦
⑧
⑨
⑩
F
15 15 15 15
77x15=11.55

VEDERE F–F / F–F VIEW
Scara/Scale 1:20

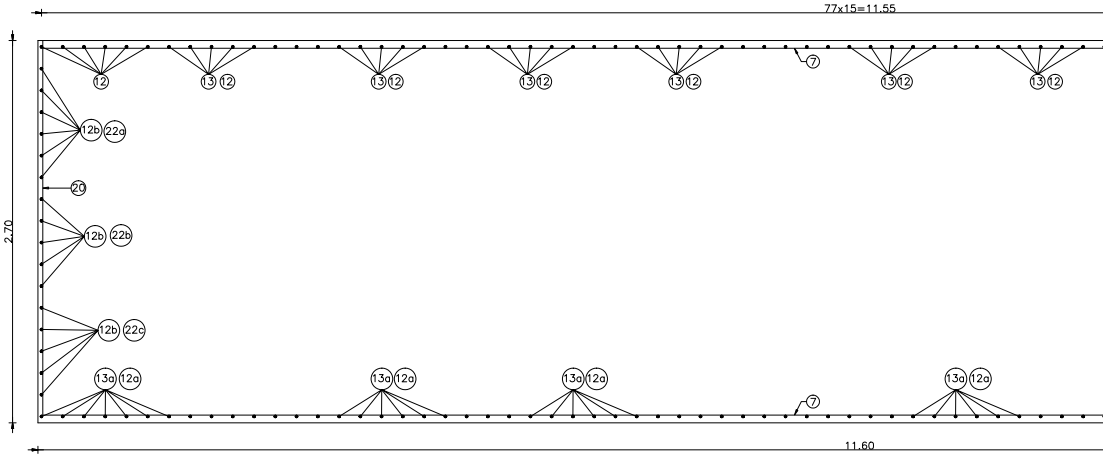
77x15=11.55
2.70
11.60
⑫
⑬⑫
⑦
⑫b ㉒a
⑳
⑫b ㉒b
⑫b ㉒c
⑬a ⑫a

DISPUNEREA ANCORELOR PE SINA DE REZEMARE

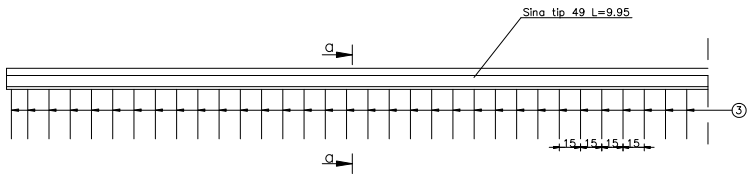
Sina tip 49 L=9.95
a
a
③
15 15 15 15

SECTIUNE a–a

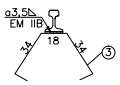
a3,5
EM IIB
34
18
34
③

VEDERE IN PLAN / PLAN VIEW
Scara/Scale 1:20


Axa c.f. proiectata linia I
Designed railway track axis 1
Axa c.f. proiectata linia II
Designed railway track axis 2
Axa podului
Bridge axis
SIGHISOARA
2.20
25
60
35
1.17
36
57
1.00
3.05
2.50
20
70
1.10
90
100
80
15
24
E
F
B
A
⑦ 55ø12 L=11.75
11.50
⑧ 5ø16 L=11.95
11.60
⑨ 20ø14 L=11.90
11.60
⑩ 24ø12 L=11.90
11.60
②a 5x1ø10 L=6.95
⑥ 12ø10 L=1.85
①
②
③④⑤
⑥
⑪
⑬
⑬a
⑭
⑮
⑯
⑰⑰b
⑰a⑰c
⑰d
⑱
⑱a
⑳
㉒a ⑫b
㉒b ⑫b
㉒c ⑫b
⑬⑫
⑬a⑫a
㉔
㉗

VEDERE D-D / D-D VIEW
Scara/Scale 1:20

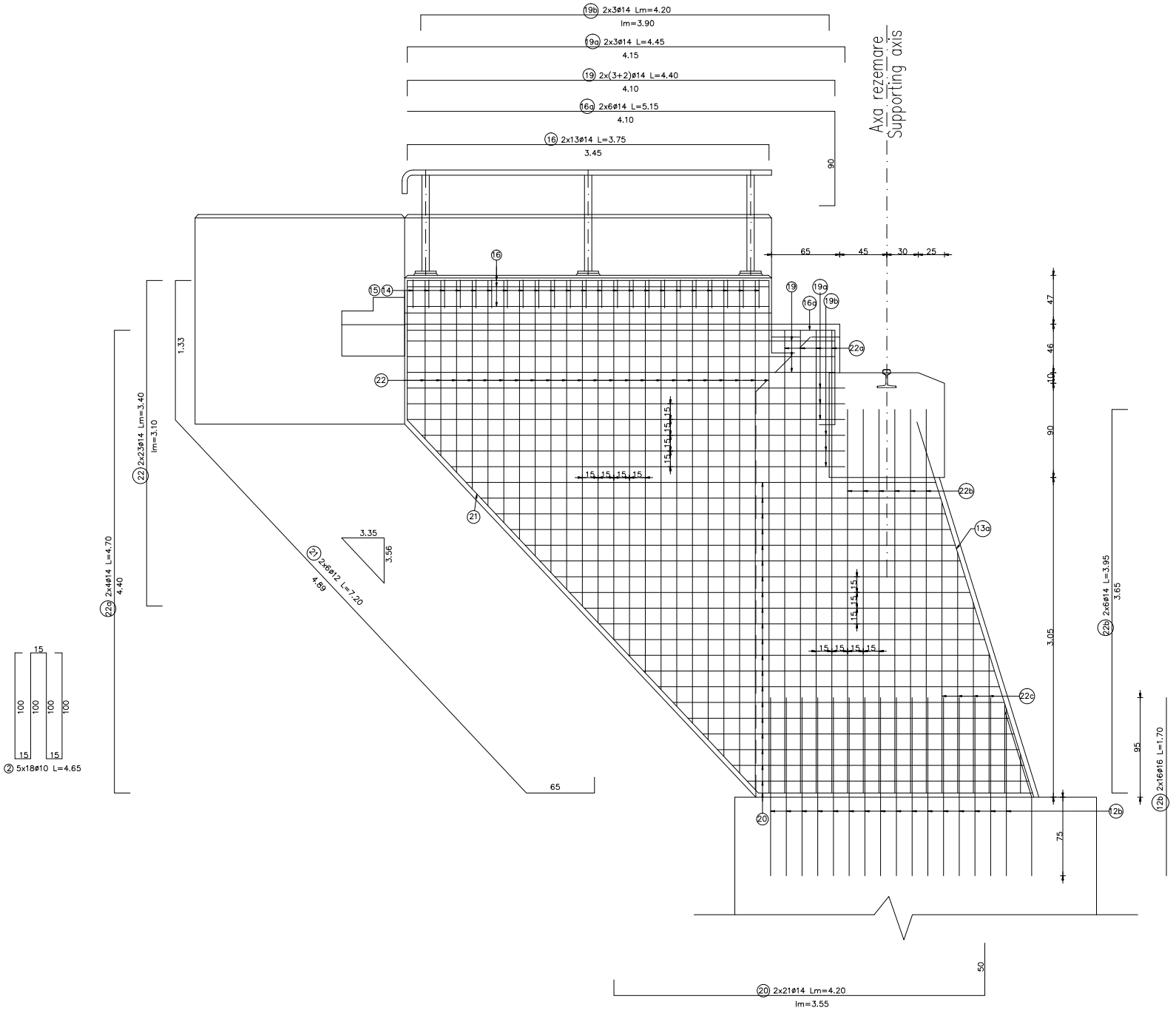

19b 2x3ø14 Lm=4.20
lm=3.90
19a 2x3ø14 L=4.45
4.15
19 2x(3+2)ø14 L=4.40
4.10
16a 2x6ø14 L=5.15
4.10
90
16 2x13ø14 L=3.45
3.45
Axa rezemare
Supporting axis
65
45
30
25
16
15
14
19
19a
16a
19b
22a
22
47
46
10
90
1.33
22 2x23ø14 Lm=3.40
lm=3.10
22a 2x4ø14 L=4.70
4.40
15 15 15 15
21
21 2x6ø12 L=7.20
4.89
3.35
3.56
22b
13a
22b 2x6ø14 L=3.95
3.65
3.05
22c
95
12b 2x16ø16 L=1.70
65
20
12b
75
15
100
100
100
100
15
15
2 5x18ø10 L=4.65
50
20 2x21ø14 Lm=4.20
lm=3.55

SECTIUNE E-E / E-E SECTION
Scara/Scale 1:20

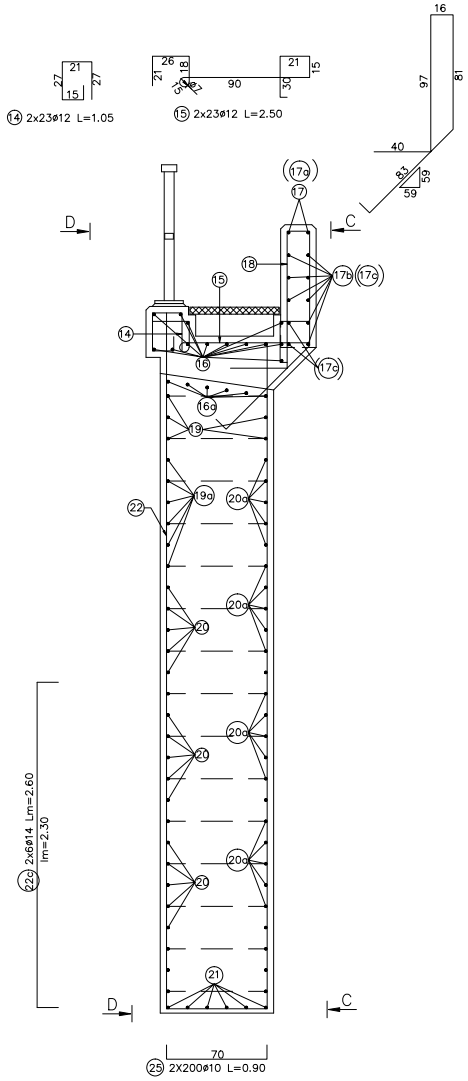

16
97
81
40
83
59
59
21
27
27
15
14 2x23ø12 L=1.05
26
21
18
15
7
90
30
21
15
15 2x23ø12 L=2.50
17a
17
D
C
18
15
17b
17c
14
16
17c
16a
19
22
19a
20a
20
20a
20
20a
20
20a
20
21
D
C
22c 2x6ø14 Lm=2.60
lm=2.30
70
25 2X200ø10 L=0.90

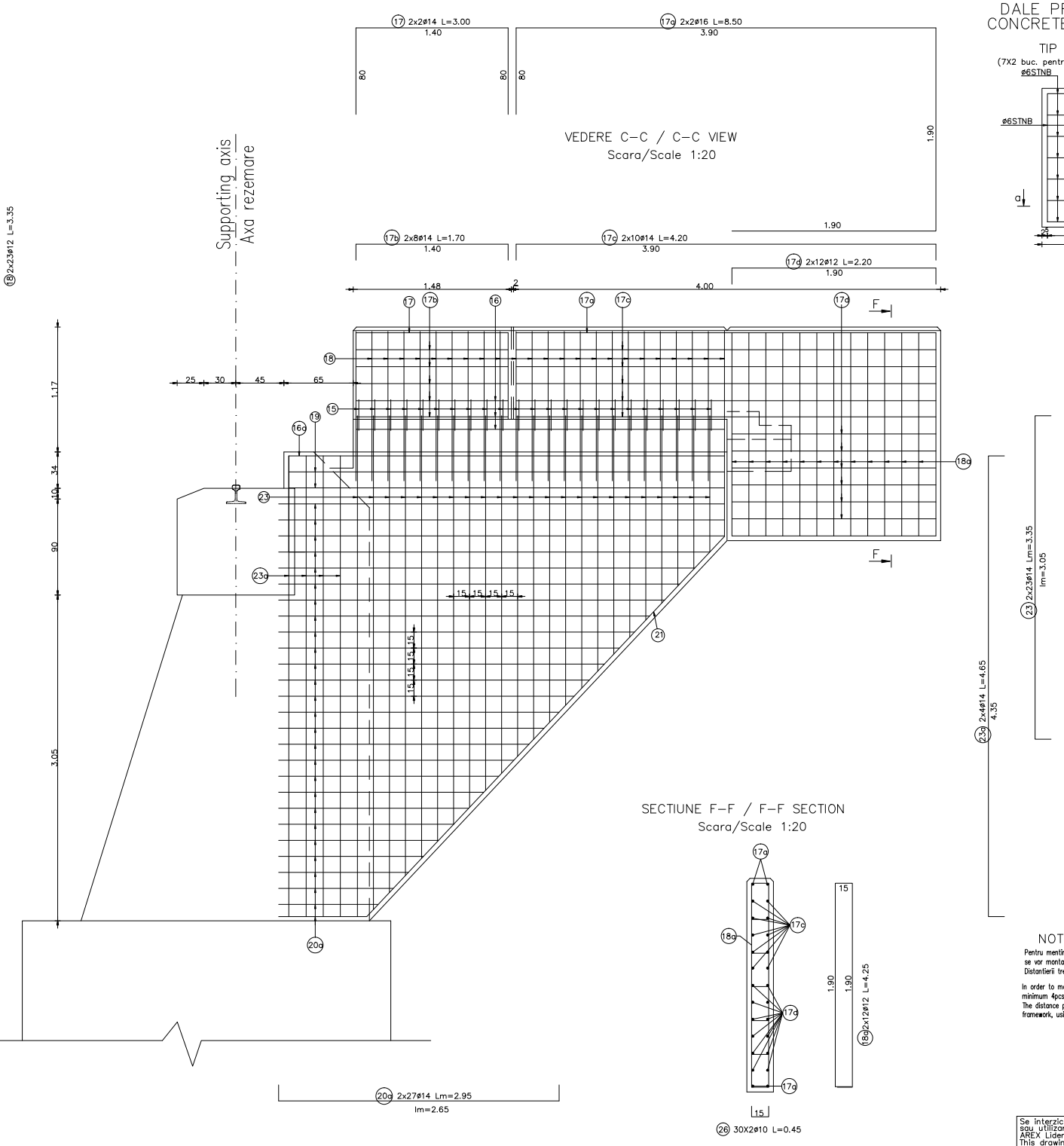
(17) 2x2ø14 L=3.00
1.40
80
(17a) 2x2ø16 L=8.50
3.90
1.90
(17b) 2x8ø14 L=1.70
(17c) 2x10ø14 L=4.20
(17d) 2x12ø12 L=2.20
1.48
2
4.00
Supporting axis
Axa rezemare
(18) 2x23ø12 L=3.35
25
30
45
65
1.17
34
10
90
3.05
(15)
(16)
(16a)
(17)
(17a)
(17b)
(17c)
(17d)
(18)
(18a)
(19)
(21)
(23)
(23a)
(20a)
15 15 15 15
F
(23) 2x23ø14 Lm=3.35
lm=3.05
(23a) 2x4ø14 L=4.65
4.35
(20a) 2x27ø14 Lm=2.95
lm=2.65
(17a)
(17c)
(17d)
(18a)
15
1.90
(18a) 2x12ø12 L=4.25
(26) 30X2ø10 L=0.45

VEDERE C–C / C–C VIEW
Scara/Scale 1:20

SECTIUNE F–F / F–F SECTION
Scara/Scale 1:20

DALE PREFABRICATE DIN BETON ARMATE CU S.T.N.B.
CONCRETE PREFAB SLABS REINFORCED WITH S.T.N.B.

Sc. 1:10

TIP 1/TYPE 1

(7X2 buc. pentru trotuar/7X2 piece for sidewalk)

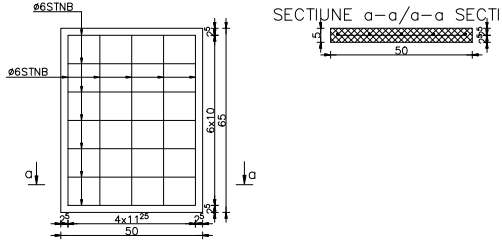
ø6STNB
ø6STNB
a
a
6x10
65
2.5
4x11.25
50
SECTIUNE a–a/a–a SECTION
5
2.5
50

EXTRAS DE ARMATURA STNB PENTRU O CULEE DE CALE FERATA
TABLE FOR REINFORCEMENTS STNB FOR SINGLE ABUTMENT

TIP/TYPE	TIP ARMATURA TYEPE REINFOCEMENT	Nr. BUC. No. PIECE	kg/m	m/buc. m/piece	kg
TIP 1 TYPE 1	STNB 6 G.Q.283	14	0.222	6.15	20,00
				TOTAL	20.00kg

TOTAL 2 CULEI: 2 x 20kg=40kg
TOTAL 2 ABUTMENTS: 2 x 20kg=40kg
TOTAL 4 CULEI: 4 x 20kg=80kg
TOTAL 4 ABUTMENTS: 4 x 20kg=80kg

Beton armat/Reinforced concrete:	–C35/45 bancheta cuzinetilor/bench liners –C25/30 elevatie, ziduri intoarse/elevation, reverted walls
Armatura/Reinforcement:	–S355,S345(PC52)
Strat de acoperire/concrete cover:	–min.4cm expunere in aer/air exposed

EXTRAS DE ARMATURA
TABLE FOR REINFORCEMENTS

M	Ø	B	L(m)	PC52			
				Ø10	Ø12	Ø14	Ø16
1	10	78	3.80	296.40			
2	10	90	4.65	418.50			
2a	10	5	6.95	34.75			
3	12	66	1.10		72.60		
4	10	66	1.30	85.80			
5	10	66	1.25	82.50			
6	10	12	1.85	22.20			
7	12	55	11.75		646.25		
8	16	5	11.95				59.75
9	14	20	11.90			238.00	
10	12	24	11.90		285.60		
11	10	156	1.10	171.60			
12	16	78	1.60				124.80
12a	16	78	1.60				124.80
12b	16	32	1.70				54.40
13	12	66	5.75		379.50		
13a	12	78	3.90		304.20		
14	12	46	1.05		48.30		
15	12	46	2.50		115.00		
16	14	26	3.75			97.50	
16a	14	12	5.15			61.80	
17	14	4	3.00			12.00	
17a	16	4	8.50				34.00
17b	14	16	1.70			27.20	
17c	14	20	4.20			84.00	
17d	12	24	2.20		52.80		
18	12	46	3.35		154.10		
18a	12	24	4.25		102.00		
19	14	10	4.40			44.00	
19a	14	6	4.45			26.70	
19b	14	6	Lm=4.20			25.20	
20	14	42	Lm=4.20			176.40	
20a	14	54	Lm=2.95			159.30	
21	12	12	7.20		86.40		
22	14	46	Lm=3.40			156.40	
22a	14	8	4.70			37.60	
22b	14	12	3.95			47.40	
22c	14	12	Lm=2.60			31.20	
23	14	46	Lm=3.35			154.10	
23a	14	8	4.65			37.20	
24	14	10	1.80			18.00	
25	10	400	0.90	360.00			
26	10	60	0.45	27.00			
27	14	12	2.75			33.00	
LUNGIMI/Ø				1498.75	2246.75	1467.00	397.75
GREUTATI/ML (kg)				0.617	0.888	1.201	1.578
GREUTATI/Ø				925	1995	1762	628
GREUTATI PE TIP DE OTEL				5309			

TOTAL 2 CULEI: 2 x5309kg=10618kg
TOTAL 2 ABUTMENTS: 2x5309kg=10618kg
TOTAL 4 CULEI: 4x5309kg=21236kg
TOTAL 4 ABUTMENTS: 4x5309kg=21236kg

NOTA/NOTE

Pentru mentinerea pozitiei corecte in timpul betonarii, se vor monta distantieri minim 4buc./m². Distantierii trebuie legati cu sarma de carcasa de armatura.

In order to maintain the correct position during concreting, minimum 4pcs./m² distance pieces shall be mounted. The distance pieces shall be connected to the reinforcing framework, using wire.

Se interzice copierea, difuzarea, imprumutarea sau utilizarea in alte scopuri, fara permisiunea AREX Lider Company ca proprietar al desenului.
This drawing is forbidden to be copied, lent or used in other purposes than those previously approved by AREX Lider Company as its owner.

Indice Index	Data Date	Modificare Modification/Revision	Proiectant Designer	Aprobat Consultant Approved Consultant	Aprobat CFR Approved CFR
D					
C					
B					
A					

GUVERNUL ROMANIEI
ROMANIAN GOVERNMENT

PROIECT FINANȚAT DE UNIUNEA EUROPEANĂ
EUROPEAN UNION FINANCED PROJECT

CLIENT / CLIENT

C.N.C.F. "C.F.R." - S.A.

ITALFERR
GRUPPO FERROVIE DELLO STATO
Joint Venture leader

Scott Wilson

OBERMEYER
PLANEN + BERATEN GmbH

TECNIC
Consulting Engineers

CONSULTANT / CONSULTANT

			Data Date	Semnătură Signature
Aprobat Approved	Şef proiect Project manager	R. Liuzzi		
Aprobat Approved	Coordonator Secțiune 1 Section 1 Coordinator	C. Gambelli		
Verificat Checked	Expert Check Checking Expert	V. Kallidromitis		

SUBCONTRACTANT / SUBCONTRACTOR

AREX COMPANY

Aprobat Approved	Responsabil Subconsultant Subconsultant Responsible	A.Stanciu - Dinulescu	01.2012	
Întocmit Elaborated	Proiectant Designer	Andrei Costan	01.2012	

Reabilitarea liniei de cale ferata Brasov - Simeria, parte componentă a coridorului IV Pan European, pentru circulația trenurilor cu viteza maximă de 160 km/h,
Tronsonul : Brasov - Sighisoara
Rehabilitation of the railway line Brasov - Simeria, component Part of the IV Pan-European Corridor, for the trains circulation with maximum speed of 160 km/h,
Section : Brasov - Sighisoara

Proiect/Project
2004/RO/16/P/PA/003

Faza / Phase:
P.Th. / T.D.
D.E. / E.D.

Denumire desen / Drawing Title : STATIA/STATION RACOS

POD Km.222+580,690 L=12.00m/PLAN ARMARE CULEI

BRIDGE Km.222+580,690 L=12.00m/ABUTMENTS REINFORCEMENT

Codificare / Codification System	Scara / Scale 1:20	LOT / LOT	Nr. / No 01 / 01

E	A	5	1		0	1		E		1	1		B	C		P	V		0	2		2		2		0	0	9		0

3300x594