SECTIUNE TRANSVERSALA B–B
B–B CROSS SECTION

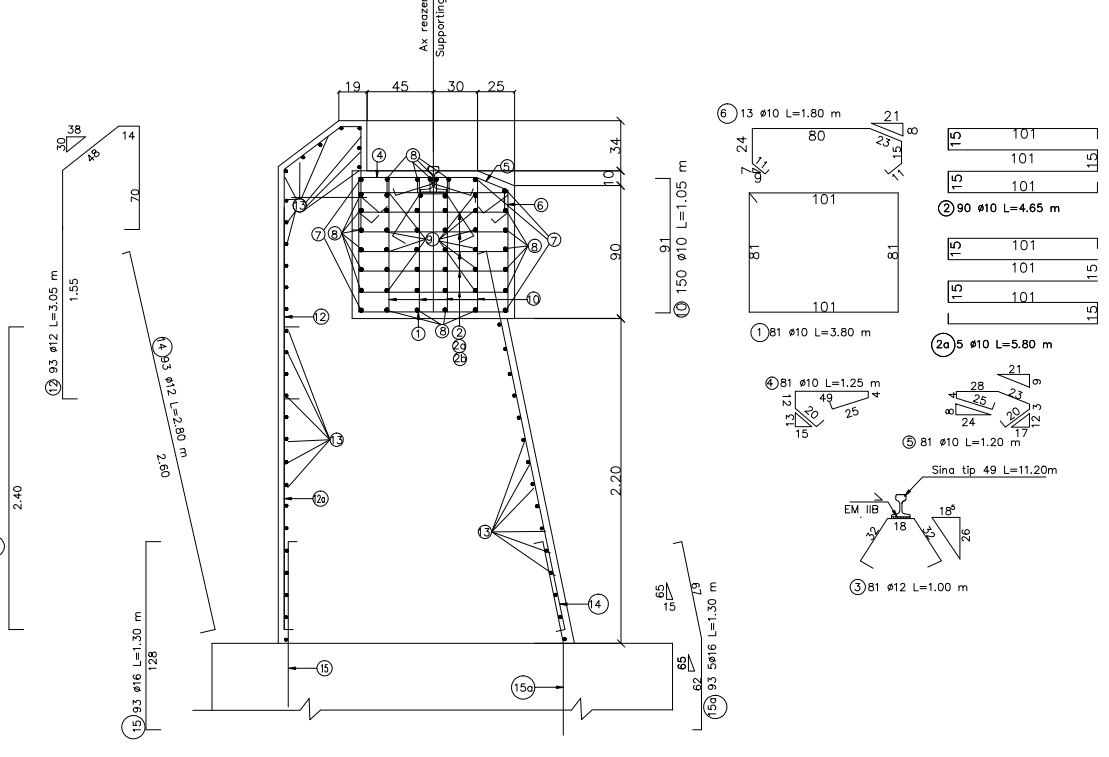

Ax reazem fix
Supporting axis
19
45
30
25
34
10
90
2.20
④
⑧
⑤
⑥
⑦
⑧
⑨
⑩
⑦
⑧
①
⑧
②
2a
2b
⑬
⑫
⑬
12a
⑬
⑭
⑮
15a
30
38
48
14
70
⑫ 93 ø12 L=3.05 m
1.55
12a 93 ø12 L=2.50 m
2.40
⑭ 93 ø12 L=2.80 m
2.60
⑮ 93 ø16 L=1.30 m
128
65
15
67
65
62
15a 93 5ø16 L=1.30 m
91
⑩ 150 ø10 L=1.05 m
⑥ 13 ø10 L=1.80 m
80
24
7
9
11
21
8
23
15
11
101
81
81
101
① 81 ø10 L=3.80 m
15
101
101
15
15
101
② 90 ø10 L=4.65 m
15
101
101
15
15
101
15
2a 5 ø10 L=5.80 m
④ 81 ø10 L=1.25 m
49
4
12
20
25
13
15
21
9
28
4
25
23
8
24
20
3
12
17
⑤ 81 ø10 L=1.20 m
Sina tip 49 L=11.20m
EM IIB
18
32
32
18⁵
26
③ 81 ø12 L=1.00 m

VE

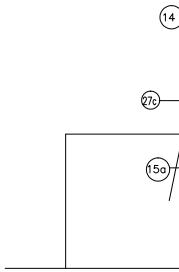

DERE E–E/ E–E VIEW

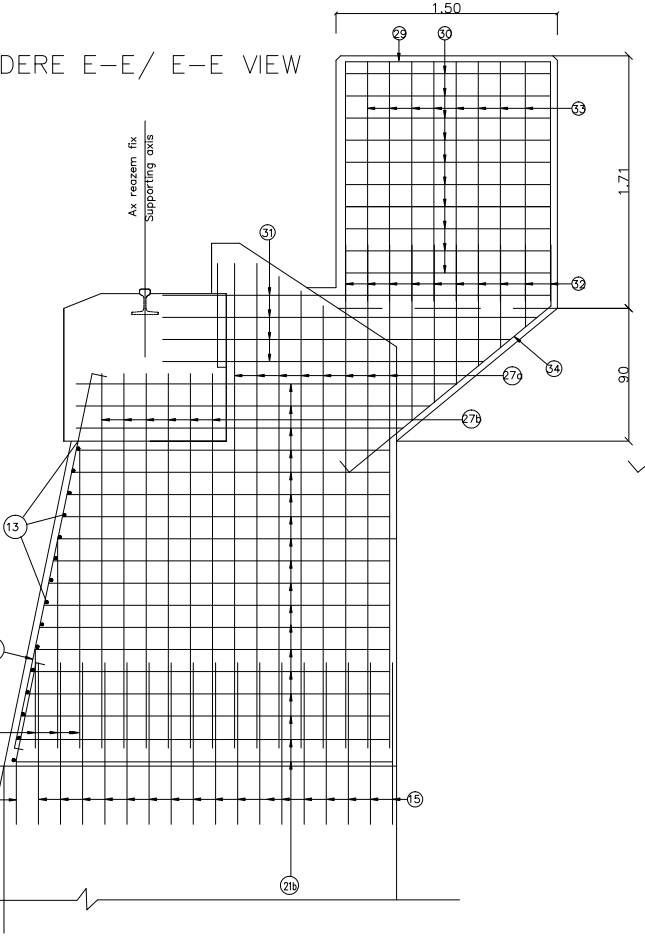
1.50
29
30
Ax reazem fix
Supporting axis
33
31
32
1.71
90
34
27a
27b
13
15
21b

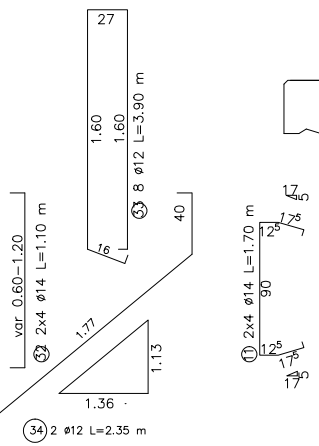
27
1.60
1.60
33 8 ø12 L=3.90 m
16
var 0.60–1.20
32 2x4 ø14 L=1.10 m
40
1.77
1.13
1.36
34 2 ø12 L=2.35 m
11 2x4 ø14 L=1.70 m
12⁵
17⁵
90
12⁵
17⁵
17 5
17 5

ELEVATIE A–A / A–A ELE

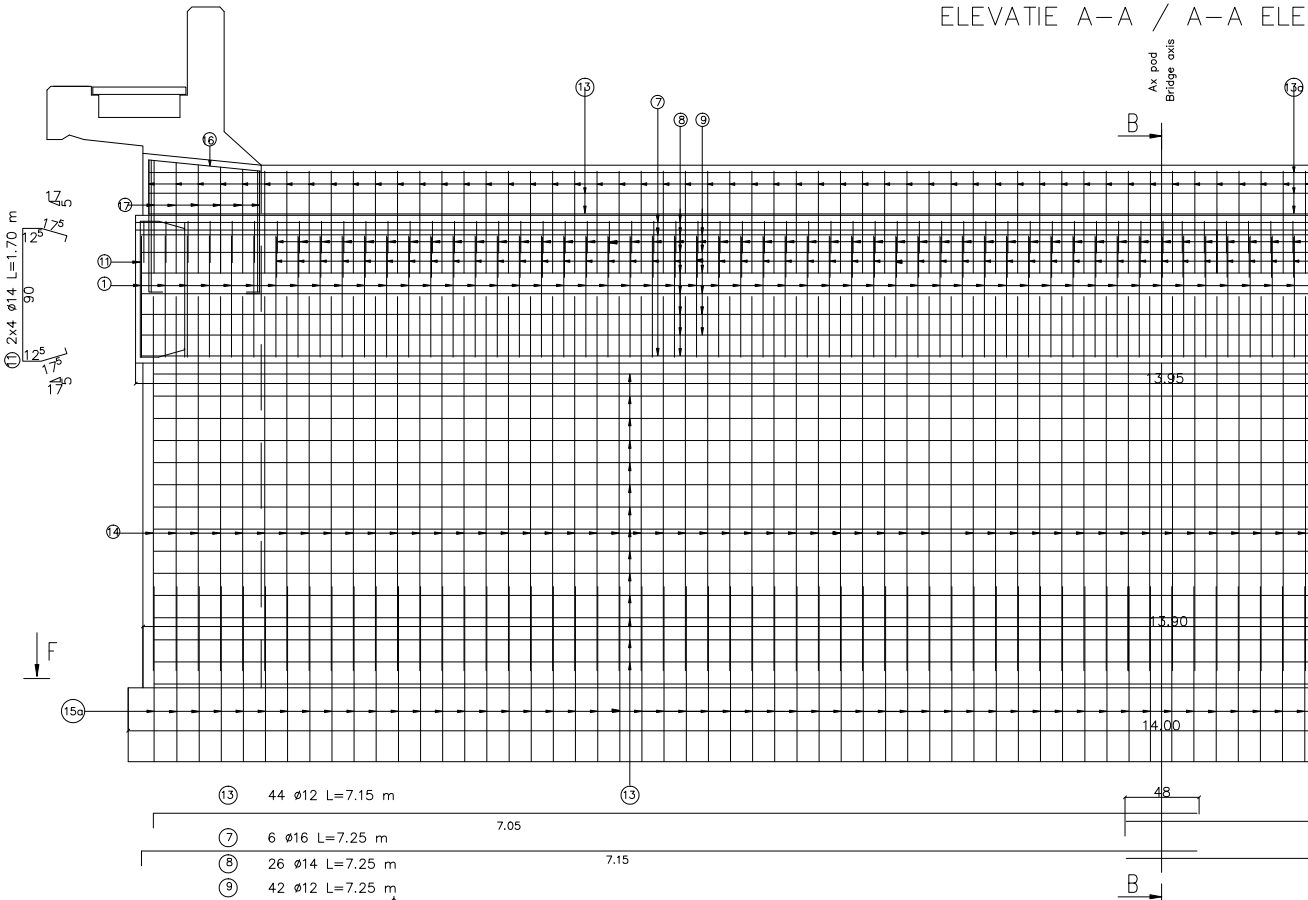
Ax pod
Bridge axis
13
7
8
9
13a
B
16
17
11
1
13.95
14
13.90
F
15a
14.00
13
48
7.05
7.15
B

⑬ 44 ø12 L=7.15 m

⑦ 6 ø16 L=7.25 m

⑧ 26 ø14 L=7.25 m

⑨ 42 ø12 L=7.25 m

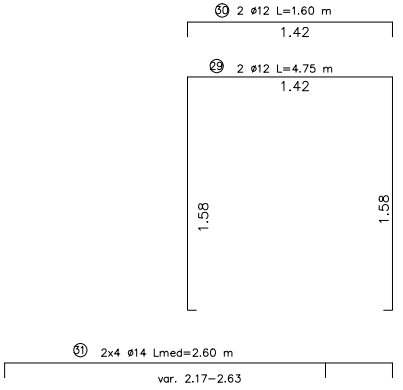
30 2 ø12 L=1.60 m
1.42
29 2 ø12 L=4.75 m
1.42
1.58
1.58
31 2x4 ø14 Lmed=2.60 m
var. 2.17–2.63

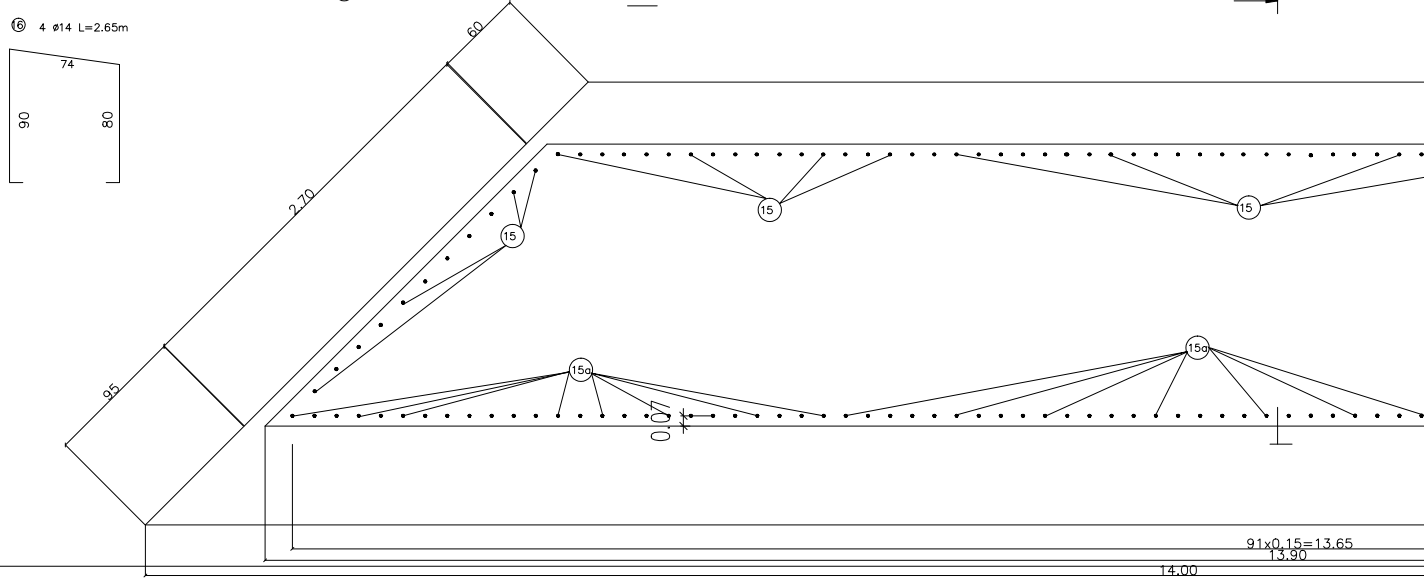
16 4 ø14 L=2.65m
74
90
80

60
2.70
95
15
15
15
15a
15a
0.70
91x0.15=13.65
13.90
14.00

VATION

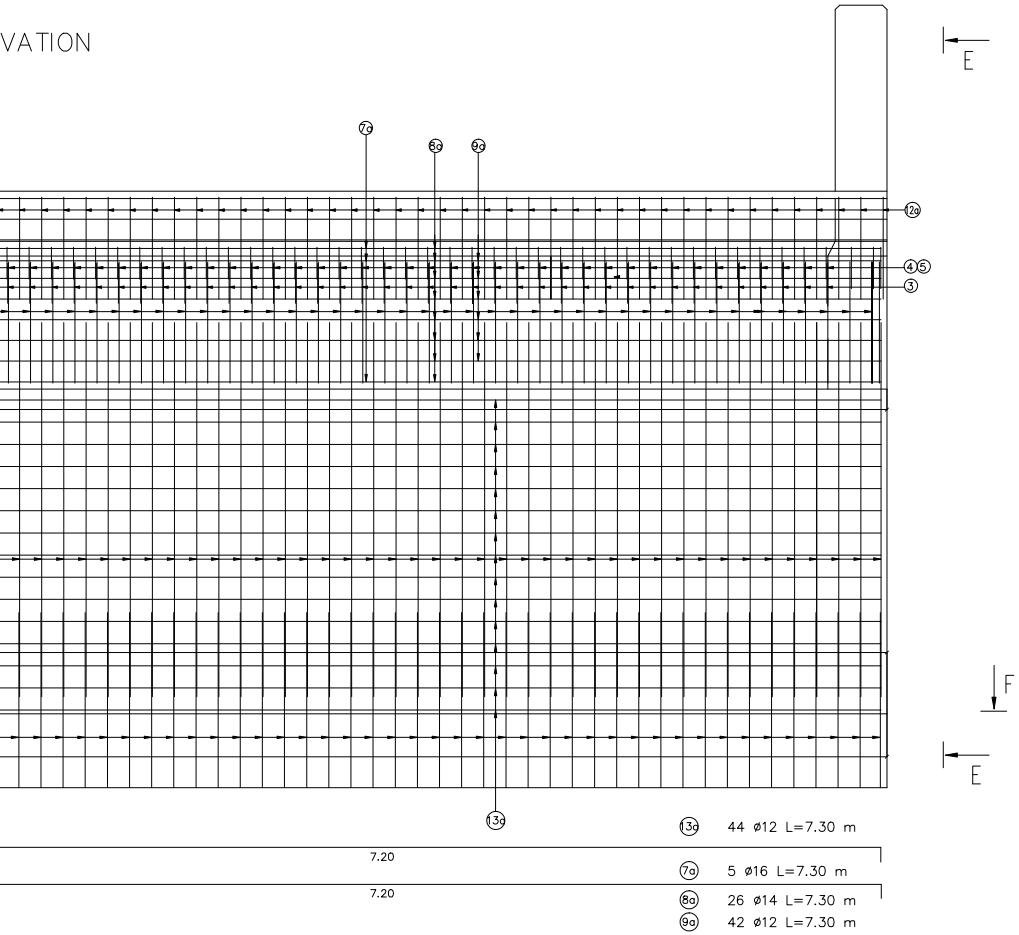
7a
8a
9a
12a
4 5
3
E
F
E
13a
7.20
7.20
13a 44 ø12 L=7.30 m
7a 5 ø16 L=7.30 m
8a 26 ø14 L=7.30 m
9a 42 ø12 L=7.30 m

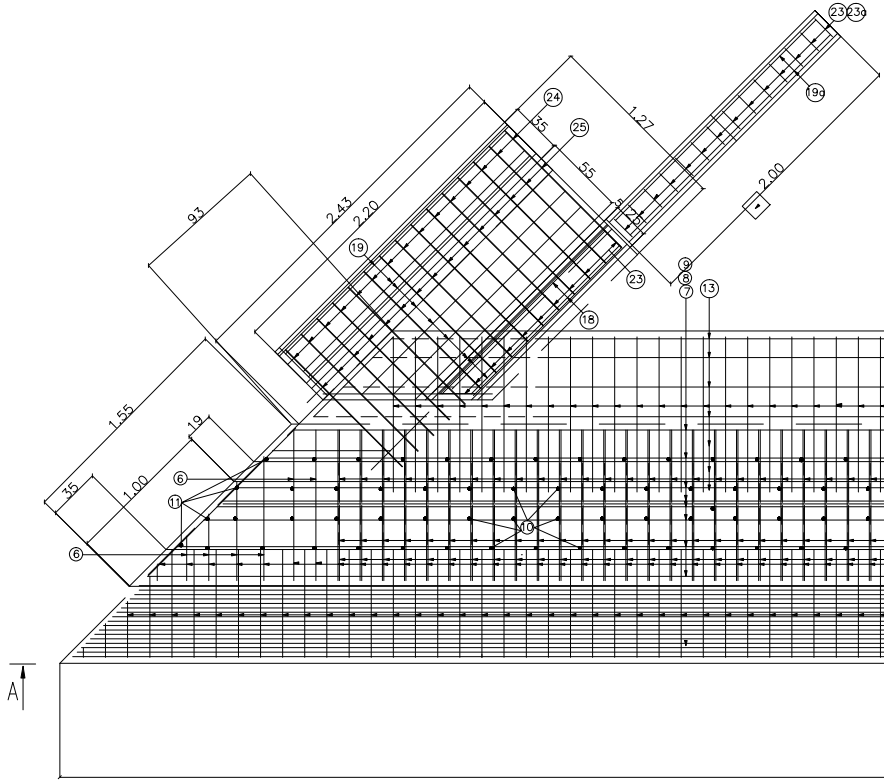
23 23a
19a
24
25
1.27
35
55
2.00
93
2.43
2.20
19
23
9
8
7
13
18
1.55
19
6
11
35
1.00
10
6
A

VEDERE F–F/ F–F VIEW

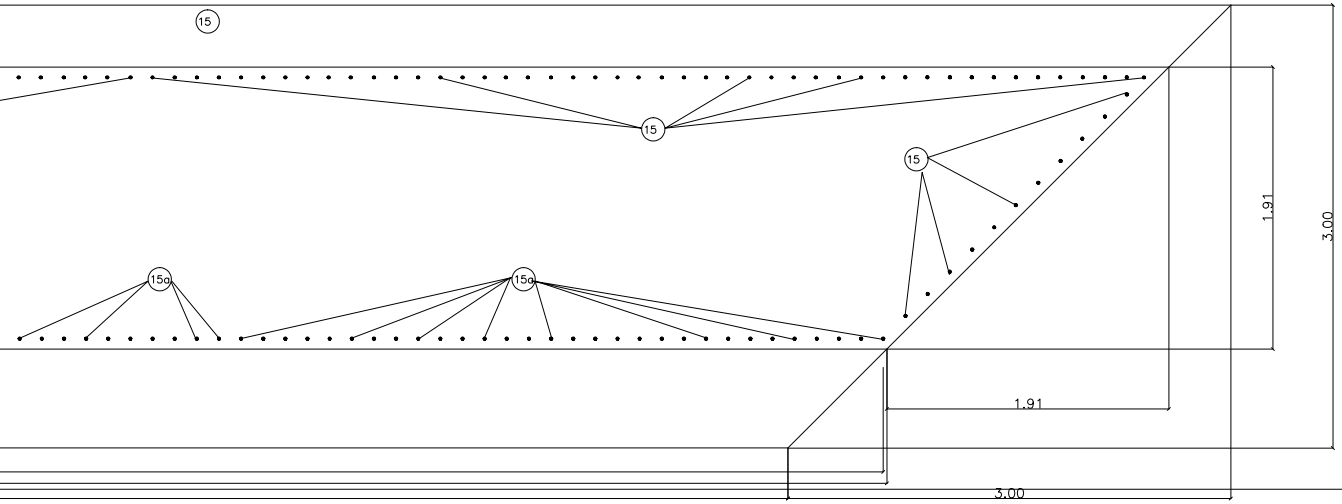
15
15
15
15a
15a
1.91
3.00
1.91
3.00

DALE PREFABRICATE DIN BETON ARMATE CU S.T.N.B.
CONCRETE PREFAB SLABS REINFORCED WITH S.T.N.B.

Sc. 1:10
TIP 1/TYPE 1
(6X2 buc. pentru trotuar/6X2 piece for sidewalk)

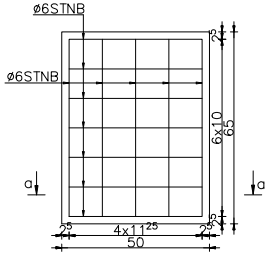
ø6STNB
ø6STNB
a
a
2^5
6x10
65
2^5
2^5
4x11^25
2^5
50

SECTIUNE a–a/a–a SECTION

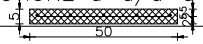

VEDERE IN PLAN / PLAN VIEW

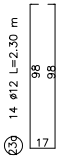
23a
14 ø12 L=2.30 m
98
98
17

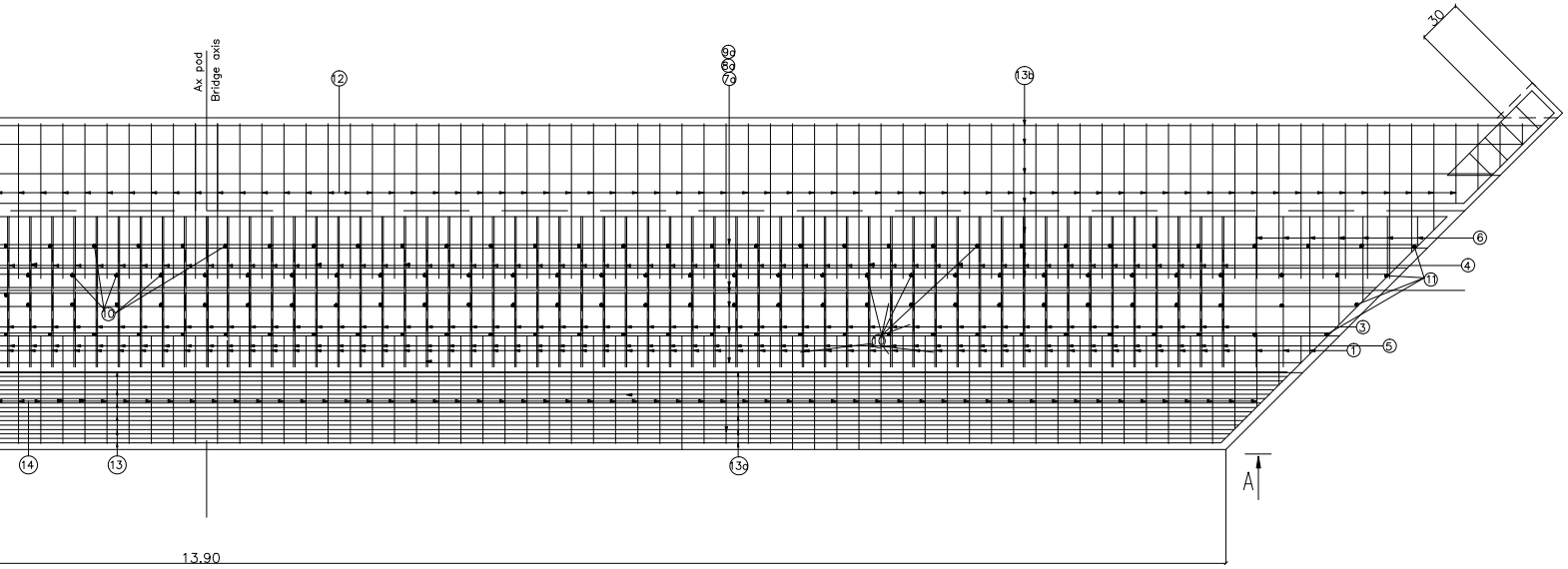
Ax pod
Bridge axis
12
9a
8a
7a
13b
30
6
4
11
3
1
5
10
10
14
13
13a
A
13.90

DALE PREFABRICATE DIN BETON
CONCRETE PREFAB SLABS
Sc. 1:20

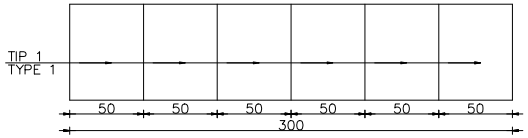
TIP 1
TYPE 1
50
50
50
50
50
50
300

EXTRAS DE ARMATURA STNB PENTRU O CULEE DE CALE FERATA
TABLE FOR REINFORCEMENTS STNB FOR SINGLE ABUTMENT

TIP/TYPE	TIP ARMATURA TYEPE REINFOCEMENT	Nr. BUC. No. PIECE	kg/m	m/buc. m/piece	kg
TIP 1 TYPE 1	STNB 6 G.Q.283	12	0.222	6.15	16,40
				TOTAL	17.00kg

TOTAL POD (2 CULEI) /TOTAL BRIDGE (2 ABUTMENTS): 2 x 17kg=34kg

VEDERE C–C/ C–C VIEW

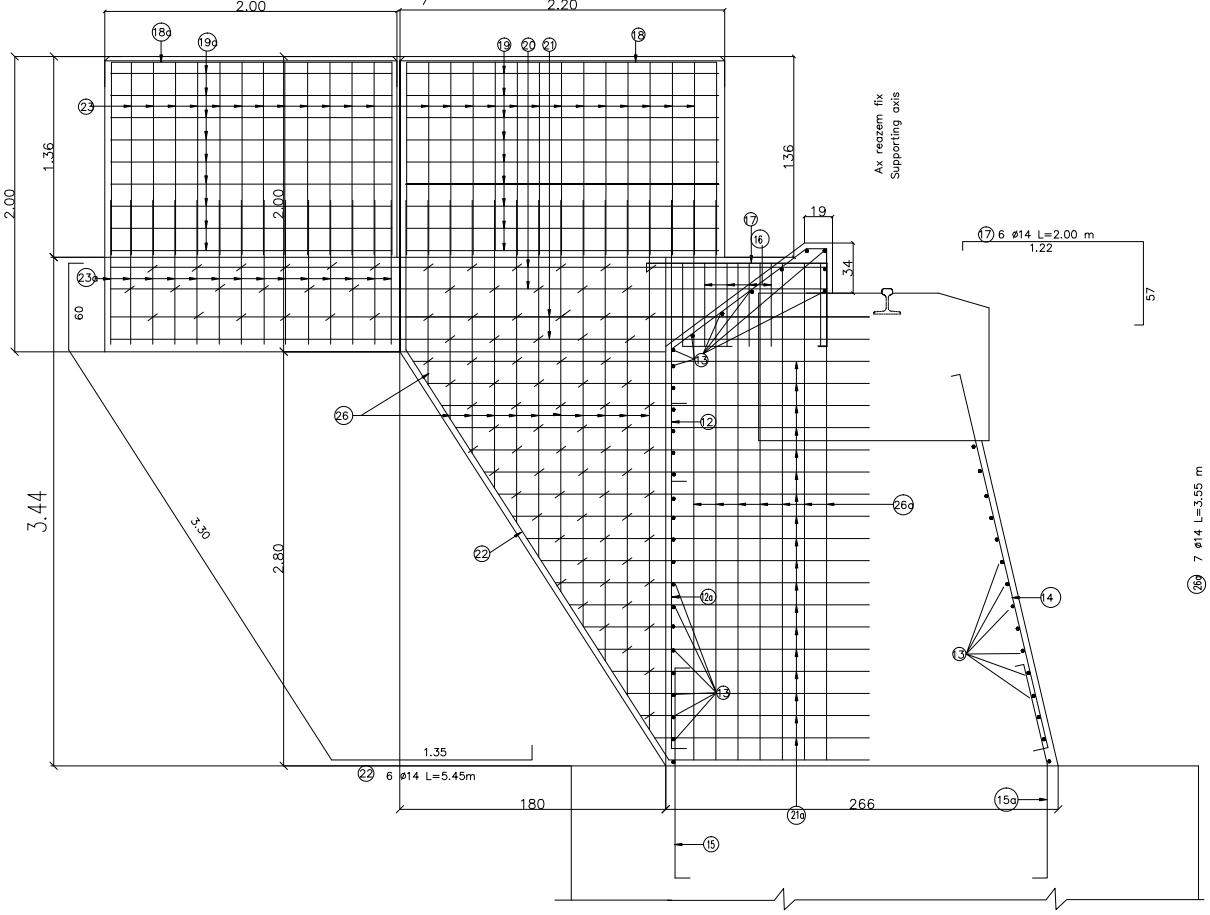
2.00
2.20
18a
19a
19
20
21
18
23
1.36
2.00
1.36
2.00
23a
60
3.44
3.30
2.80
26
22
1.35
22 6 ø14 L=5.45m
180
266
21a
15a
15
12
12a
26a
13
13
14
13
16
17
19
34
Ax reazem fix
Supporting axis
17 6 ø14 L=2.00 m
1.22
57
26a 7 ø14 L=3.55 m
3.35
85
35
26 11 ø14 Lmed.=2.90 m
var. 0.17–2.75

SECTIUNE / SECTION

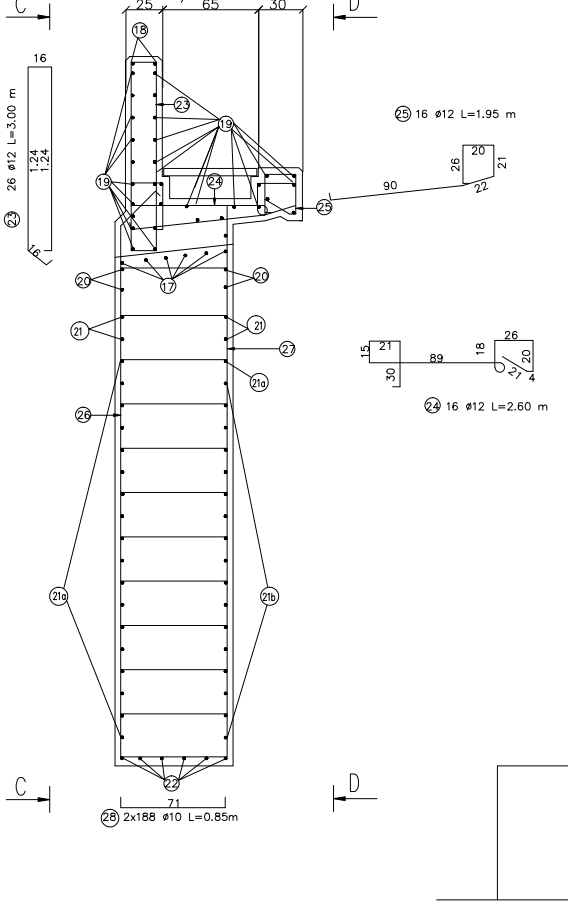
C
D
25
65
30
18
23
19
19
24
25
16
23 26 ø12 L=3.00 m
1.24
1.24
16
25 16 ø12 L=1.95 m
20
26
21
90
22
20
17
20
21
21
27
21a
26
15
21
30
89
18
26
20
27
4
24 16 ø12 L=2.60 m
21a
21b
22
C
D
71
28 2x188 ø10 L=0.85m

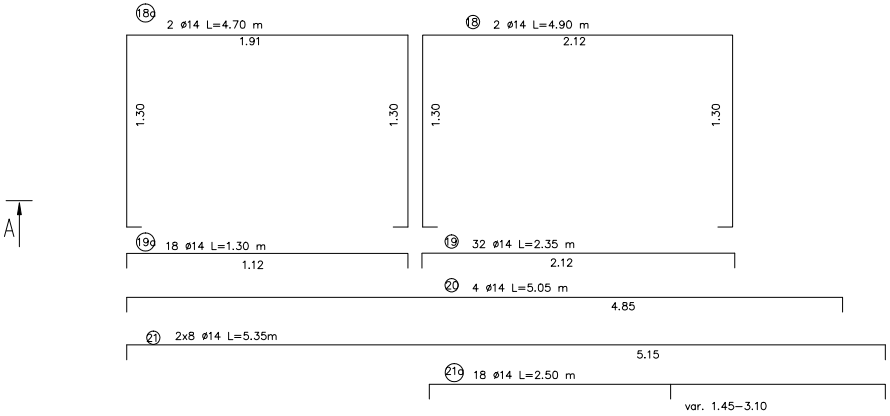
18a 2 ø14 L=4.70 m
1.91
1.30
1.30
18 2 ø14 L=4.90 m
2.12
1.30
1.30
A
19a 18 ø14 L=1.30 m
1.12
19 32 ø14 L=2.35 m
2.12
20 4 ø14 L=5.05 m
4.85
21 2x8 ø14 L=5.35m
5.15
21a 18 ø14 L=2.50 m
var. 1.45–3.10

Beton armat/Reinforced concrete:	– C35/45 bancheta, zid de garda/ bench,wall guard – C25/30 elevatie, ziduri intoarse/ elevation, reverted walls
Armatura / reinforcement:	–S355 (PC 52; ø10–ø14) –S345 (PC 52; ø16)
Strat de acoperire/concrete cover	– min. 4cm expunere in aer/air exposed

VEDERE D–D/ D–D VIEW

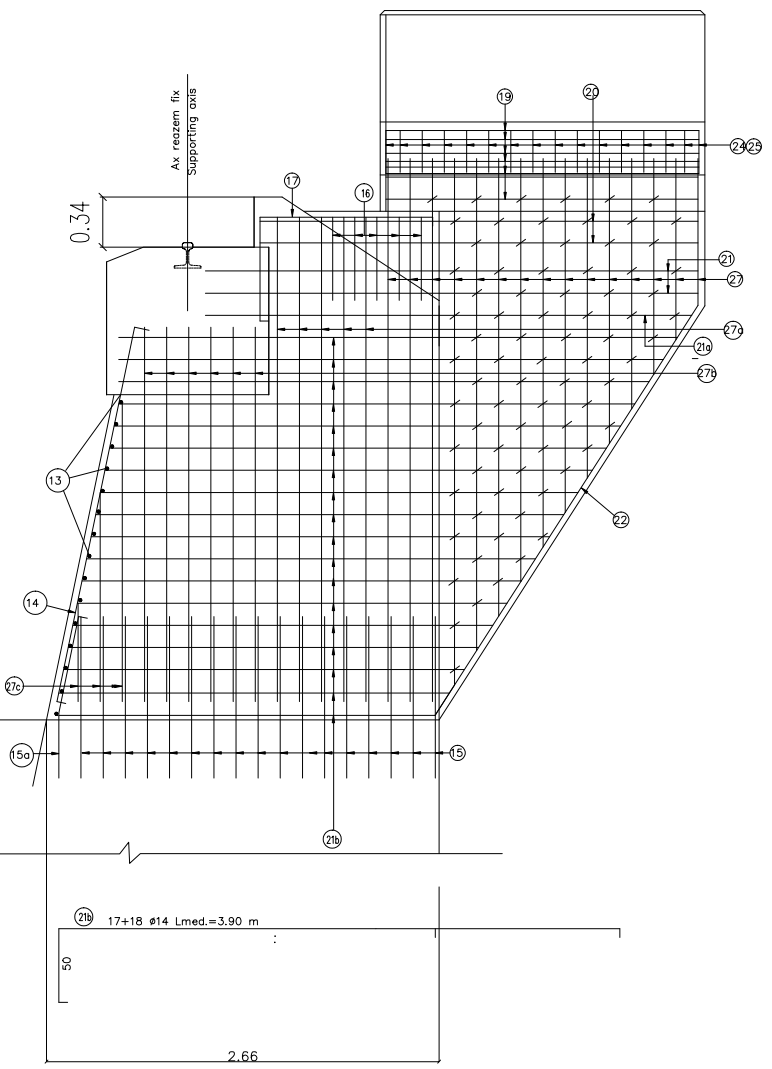

Ax reazem fix
Supporting axis
0.34
19
20
24
25
17
16
21
27
27a
21a
27b
13
22
14
27c
15a
15
21b
21b
17+18 ø14 Lmed.=3.90 m
50
2.66

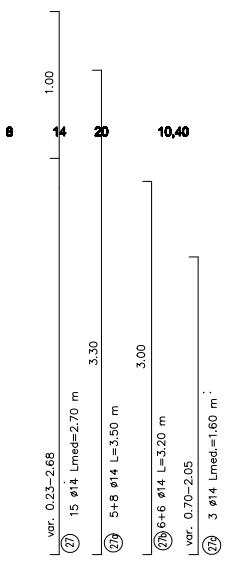

8
14
20
10,40
1.00
var. 0.23–2.68
27
15 ø14 Lmed=2.70 m
3.30
27a
5+8 ø14 L=3.50 m
3.00
27b
6+6 ø14 L=3.20 m
var. 0.70–2.05
27c
3 ø14 Lmed.=1.60 m

EXTRAS DE ARMATURA PENTRU O CULEE
REINFORCEMENT FOR ONE ABUTMENT

Marca	Ø	Buc	Lung/buc(m)	S355			S345
				Ø10	Ø12	Ø14	Ø16
1	10	93	3,80	353,40			
2	10	122	4,65	567,30			
2a	10	7	5,80	40,60			
3	12	81	1,00		81,00		
4	10	81	1,25	101,25			
5	10	81	1,20	97,20			
6	10	13	1,80	23,40			
7	16	6	7,25				43,50
7a	16	6	7,30				43,80
8	14	26	7.25			188,50	
8a	14	26	7,30			189,80	
9	12	42	7,25		304,50		
9a	12	42	7,30		306,60		
10	10	150	1,05	157,50			
11	14	8	1,70			13,60	
12	12	93	3,05		283,65		
12a	12	93	2,50		232,50		
13	12	44	7,15		314,60		
13a	12	44	7,30		321,20		
14	12	93	2,80		260,40		
15	16	93	1,30				120,90
15a	16	93	1,30				120,90
16	14	4	2,65			10,60	
17	14	6	2,00			12,00	
18	14	2	4.90			9,80	
18a	14	2	4.70			9,40	
19	14	32	2,35			75,20	
19a	14	18	1,30			78,80	
20	14	4	5,05			20,20	
21	14	4	5,35			21,40	
21a	14	18	2,50			45,00	
21b	14	35	3,90			136,50	
22	14	6	5,45				32,70
23	12	26	3,00		78,00		
23a	12	14	2,30		32,20		
24	12	16	2,60		41,60		
25	12	16	1,95		31,20		
26	14	11	2,90			31,90	
26a	14	7	3,55			24,85	
27	14	15	2,70			40,50	
27a	14	13	3,50			45,50	
27b	14	12	3,20			42,00	
27c	14	6	1,60			9,60	
28	10	100	0,85	85,00			
29	12	2	4,75		9,50		
30	12	2	1,60		3,20		
31	14	8	2,60			20,80	
32	14	8	1,10			8,80	
33	12	8	3,90		31,20		
34	12	2	2,35		4,70		
LUNGIMI/Ø (m)				1425,65	2336,05	1034,05	361,80
GREUTATI/ML (kg)				0,617	0,888	1,208	1,578
GREUTATI/Ø				879,65	2074,40	1249,15	570,95
GREUTATI PE TIP DE OTEL (kg)				4204			571
PIERDERI 5% (kg)				239			
GREUTATE TOTALA CULEE (kg)				5015			

TOTAL 4 CULEI /TOTAL 4 ABUTMENTS : 4 x 5015kg=20060kg

Se interzice copierea, difuzarea, imprumutarea sau utilizarea in alte scopuri, fara permisiunea AREX Lider Company ca proprietar al desenului. This drawing is forbidden to be copied, lent or used in other purposes than those previously approved by AREX Lider Company as its owner.

Indice Index	Data Date	Modificare Modification/Revision	Proiectant Designer	Aprobat Consultant Approved Consultant	Aprobat CFR Approved CFR
D					
C					
B					
A					

GUVERNUL ROMANIEI
ROMANIAN GOVERNMENT

PROIECT FINANȚAT DE UNIUNEA EURO
EUROPEAN UNION FINANCED PR

CLIENT / CLIENT

C.N.C.F. "C.F.R." - S.A.

ITALFERR
GRUPPO FERROVIE DELLO STATO
Joint Venture leader

Scott Wilson

OBERMEYER
PLANEN + BERATEN GmbH

TECNIC
Consulting Engineers

CONSULTANT / CONSULTANT

			Data Date	Semnătură Signature
Aprobat Approved	Şef proiect Project manager	R. Liuzza		
Aprobat Approved	Coordonator Secțiune 1 Section 1 Coordinator	C. Gambelli		
Verificat Checked	Expert Cheie Checking Expert	V. Kallidromitis		VK

●

SUBCONTRACTANT / SUBCONTRACTOR

Aprobat Approved	Responsabil Subconsultant Subconsultant Responsible	A.Stanciu - Dinulescu	02.2012	
Întocmit Elaborated	Proiectant Designer	Sabo Adrian	02.2012	

Reabilitarea liniei de cale ferata Braşov - Simeria, parte component ă a coridorului IV Pan European, pentru circula ția trenurilor cu viteza maxim ă de 160 km/h,
Tronsonul : Braşov - Sighişoara
Rehabilitation of the railway line Braşov - Simeria, component Part of the IV Pan-European Corridor, for the trains circulation with maximum speed of 160 km/h,
Section : Braşov - Sighişoara

Proiect/Project
2004/RO/16/P/PA/003

Faza / Phase:
D.E. / E.D.

Denumire desen / Drawing Title :

INTERVAL / SECTION: RACOS–CATA
POD/BRIDGE Km.224+464.454 L=10.00m
PLAN ARMARE CULEI / ABUTMENTS REINFORCEMENT PLAN

Codificare / Codification System	Scara / Scale 1:25	LOT / LOT	Nr. / No 01 / 01

E A 5 1 0 1 E 1 2 B C P V 0 2 4 2 0 1 0 0