SECTIUNEA A–A
A–A SECTION

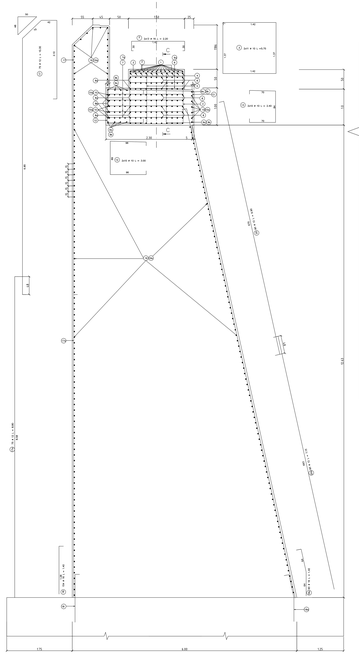

VEDERE IN PLAN
PLAN VIEW

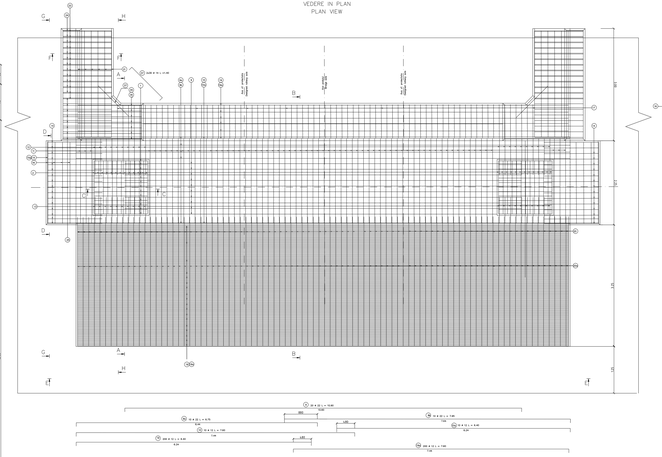

VEDERE E–E
E–E VIEW



VEDERE G–G
G–G VIEW

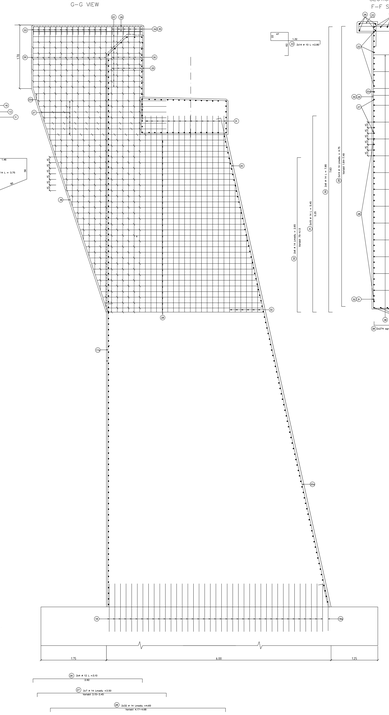

SECTIUNEA F–F
F–F SECTION

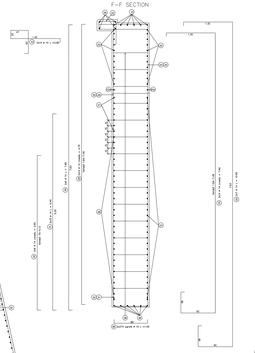

VEDERE H–H
H–H VIEW

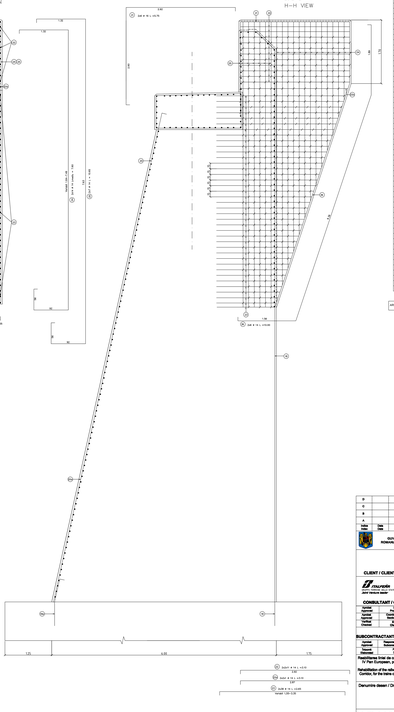

SECTIUNEA B–B
B–B SECTION

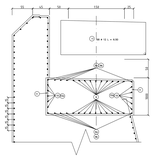

SECTIUNEA C–C
C–C SECTION

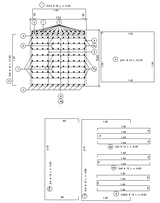

SECTIUNEA D–D
D–D SECTION

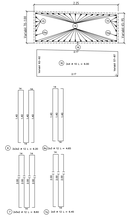

EXTRAS DE ARMARE
REINFORCEMENT TABLE

Marca Mark	Forma de armare Shape	Lungime Length (cm)	Diametru Diameter	Lungime Length (m)		Greutate Weight (kg)	
				1 bucata 1 piece	1 bucata 1 piece	1 bucata 1 piece	Total
1	00	2,00				57,00	
2	00	2,00				23,46	
3	00	3,75	32,1				
4	00	3,75	123,4				
5	00	3,75	12,4				
6	00	4,65		1,17			
7	00	4,65		27,9			
8	00	4,65					
9	00	5,45		44,1			
10	00	5,45		10,9			
11	00	5,45		24,4			
12	00	5,45		20,-			
13	00	5,45					2,05
14	00	5,75					75,3
15	00	5,75					
16	00	5,75		76			
17	00	6,45		34			
18	00	6,45		6,45			
19	00	2,40					
20	00	2,40	48				
21	00	2,40					103,20
22	00	2,75					
23	00	2,75		2,75			
24	00	4,45		4,45			
25	00	4,45	36				
26	00	5,15		5,15			
27	00	5,15					1,28
28	00	1,40					128
29	00	1,40					
30	00	1,40		280			
31	00	1,40		140			
32	00	6,45		322,5			
33	00	1,75		43,75			
34	00	5,75					1,28
35	00	5,75					128,4
36	00	2,40					2,4
37	00	2,40					20,4
38	00	2,40					48,0
39	00	2,40					240,0
40	00	2,75		21,8			
41	00	2,75					49,5
42	00	4,65					207,9
43	00	4,65					18,6
44	00	4,65					46,5
45	00	5,45					163,5
46	00	5,45					21,8
47	00	5,45					
48	00	5,45	36,4				
49	00	2,75	36,3				
50	00	2,75					
51	00	1,0		1,00			
52	00	1,0		1,00			
53	00	2,75	217,4				
Lungime / diametru (m)		1787,8	1824,1	1855,5	627,4	921	
Greutate (kg)		1427	1458	1483	501	1,578	2,080
Greutate totala (kg)		1427	2936	4419	5920	7498	9577,75
Greutate totala (kg)				1852,14			
Greutate totala (kg)				1852,14			

ARMATURI PENTRU GOLA CULEE/REINFORCEMENT FOR THE ABUTMENTS CUTTER (kg)

BARE SUPRAFRAMANTE/ GIRDERS	CENTRI PRINCIPALI DE GREUTATE/ CENTRE MASSES OF GIRDERS
Armatura / reinforcement	CENTRU DE GREUTATE/ CENTRE MASS (mm)
	CENTRU DE GREUTATE/ CENTRE MASS (mm)
Beton de protecție/ Concrete cover	1 - Axa / Axis (axa/axis 0 de la/ from axis)

NOTA/NOTE
Toate cotele exprimate pentru centrele de greutate ale barelor.
All the cotes are given for the centers of gravity of the bars.
Cotele de pe axele longitudinale sunt date de la axele de simetrie ale grinzilor.
The cotes on the longitudinal axes are given from the axes of symmetry of the girders.
Cotele de pe axele transversale sunt date de la axele de simetrie ale grinzilor.
The cotes on the transversal axes are given from the axes of symmetry of the girders.

Pe rezerva viitoarelor revizuiri tehnologice, prezentele desene sunt valabile numai pentru lucrarea de ansamblu. Orice folosire a lor pentru alte scopuri decât cele menționate este interzisă fără acordul scris al proiectantului.
Subsemnatul nu este responsabil de orice modificare a acestor desene care nu este semnată de el.

M					
L					
K					
J					
I					
H					
G					
F					
E					
D					
C					
B					
A					
Cod Code	Data Date	Modificare Amendment	Proiectat Designed	Verificat Checked	Aprobat CFR Approved CFR

GUVERNUL ROMANIEI
ROMANIAN GOVERNMENT

PROIECT FINANȚAT DE UNIUNEA EUROPEANĂ
EUROPEAN UNION FINANCED PROJECT

CLIENT / CLIENT

C.N.C.F. "C.F.R." - S.A.

CONSILIANT / CONSULTANT

Director general / General Director	Ing. Ion Popescu	R. Ionescu	03.2012	
Director proiectare / Design Director	Ing. Ion Popescu			
Coordonator proiectare / Design Coordinator	Ing. Ion Popescu	C. Gerstoel	03.2012	
Verificator / Checker	Ing. Ion Popescu	V.Ababoaiei	03.2012	
Proiectat / Drawing Made				

SUBCONTRACTANT / SUBCONTRACTOR

Director	Responsabil Subcontractant / Responsible Subcontractor	A. Dinescu Marcu	03.2012	
Verificator / Checker	Responsabil Subcontractant / Responsible Subcontractor	Gavrilescu Marius	03.2012	
Proiectat / Drawing Made				

Proiectarea linei de cale ferată Brașov – Simeria, parte componentă a coridorului IV Paneuropean pe teritoriul României, pe direcțiile Arad – Sibiu și Sibiu – Brașov
Traseul pe / Route on: Arad – Sibiu / Sibiu – Brașov
Construction of the railway line Brașov – Simeria, part of the Corridor IV Pan-European Corridor, for the trains circulation with maximum speed of 160 km/h.
Section: Brașov – Sighișoara

Proiect/Project
Director proiectare/Design Director

Fișa / Plansa
Fi.Pl. F.Pl.

Demarcație Gevaer / Chainage TOM :
PK200 km 201+774.736 -0.2,C.G.,C.G.B. D=40.00m
PLAN APRAETE / CULEE
BRIDGE km 201+774.736 - D=40.00m
ABUTMENTS / REINFORCEMENT

Sistem de coordonate / Coordinate System	Sistem de referință / Datum	LAR / LAR	Nr. Pl. / Sheet No.