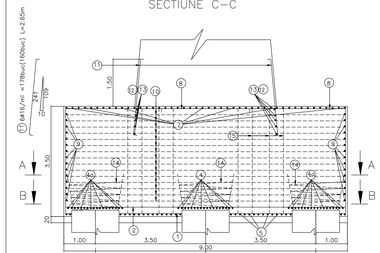

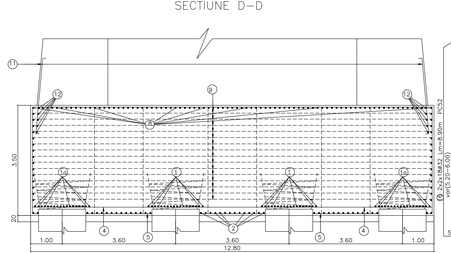

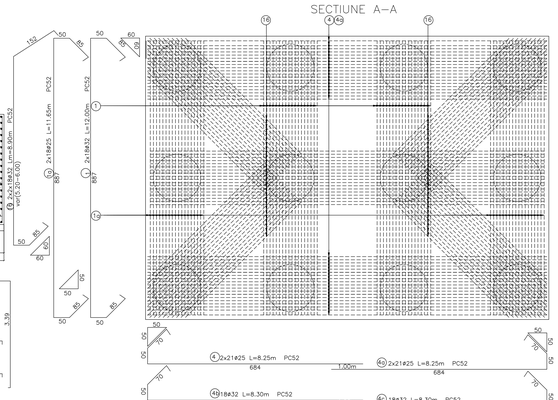

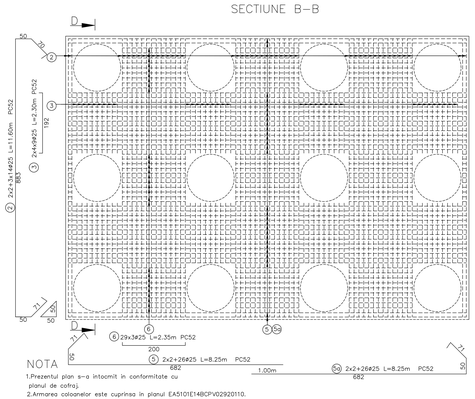

MASURATOAREA OTELULUI BETON NECESAR PENTRU ARMAREA RADIERULUI

EXTRAS DE ARMATURA PENTRU UN RADIER PILA
REINFOR CEMENT FOR ONE PILE RAFT

Marca	Diametru	Lung.buc.[m]	Nr buc.	0.355 ø10	ø12	ø14	ø16	ø20	ø25	ø32	0.545 ø32
1	32	12.00	38								432.00
2	25	11.90	46							547.50	
3	25	2.30	72							165.60	
4	25	8.25	42							346.50	
4a	25	8.25	42							346.50	
4b	32	8.30	22								182.60
4c	32	8.30	19								149.60
5	25	8.25	30							247.50	
5a	25	8.25	30							247.50	
6	25	2.35	90							264.45	
7	16	8.85	92				814.20				
7a	16	4.70	90				424.50				
8	16	9.45	128				1208.60				
9	16	6.80	90				612.00				
10	16	9.10	30				273.00				
11	16	2.65	174				461.10				
12	12	8.55	10	85.50							
13	12	8.15	14	81.50							
14	12	26.00	12	312.00							
15	20	8.50	115					977.50			
16	32	8.90	72								640.80
Lungime totala pe diametru	(m)			0.00	479.00	0.00	3381.20	977.50	2594.85		1511.00
Masa pe metru liniar	(kg/m)			0.613	0.930	1.208	1.578	2.47	3.85		6.31
Masa pe diametru	(kg)			0.00	445.26	0.00	5336.81	2414.00	9993.30		9859.30
Masa pe tip otel	(kg)				445.26			24499.90			
Masa total radier	(kg)					24945.00					
Masa pe clase	(m)					1244.75					
Masa totala radier	(kg)					26155.00					

PENTRU 4 RADIERE: 4x26150 kg =104600 kg

DETALIUL "a"
INADIREA BARELOR DIN OTEL PC 52
PRIN SUDARE MANUALA CU ARC ELECTRIC
Sc. 1:5

Innadire prin suprapunere, cusatura pe ambele parti cu cusatura de rocordare la barele necoaxiale ø>20, conf. C28/83.

NOTA

1.Prezentul plan s–a intocmit in conformitate cu planul de cofraj.

2.Armarea coloanelor este cuprinsa in planul EA5101E148CPV02920110.

3.Betonul din radier se va turna prin pompare.

4.La punerea in opera a betonului turnat prin pompare se vor lua toate masurile
–traseul de pompare se se destasoare continuu fara intreruperi;
–turnarea se se face in 3(trei) puncte si sa dureze max 6 ore;
–inaltimea libera de cadere a betonului sa fie de max 0.5m;;
–betonul se va turna in straturi de max. 40cm grosime, pentru a permite o buna vibrare.
–betonul sa fie bine compactat prin vibrare.

NOTA

Cotele din paranteze se refera la pilele 1 si 4.
Parenthesis dimensions refer to 1 and 4 pyles.

NOTE:

1.This drawing was drawn up according to the shuttering plan.
2.The column reinforcing can be found in drawing EA5101E148CPV02920110.
3.The concrete in the raft will be cast by pumping.
4.During pumped concrete placement, all measures will be taken so that:
–the pumping must be continuous, without any interruption;
–the concrete will be cast in 3 (three) points and will last max. 6 hours;
–the free falling height of concrete will be max. 0.5m;
–the concrete will be cast in max. 40 cm thick layers to allow good vibration;
–the concrete will be well–compacted by vibration.

Se interzice copierea, difuzarea, imprumutarea sau utilizarea in alte scopuri, fara permisiunea Arex Lider Company ca proprietar al desenului.
This drawing is forbidden to be copied, lent or used in other purposes than those previously approved by Arex Lider Company as its owner.

Index Indice	Date Data	Modificare Modification/Modification	Proiectant Designer	Aprobat Consultant Approved Consultant	Aprobat CFR Approved CFR
D					
C					
B					
A					

GUVERNUL ROMANIEI
ROMANIAN GOVERNMENT

PROIECT FINANTAT DE UNIUNEA EUROPEANĂ
EUROPEAN UNION FINANCED PROJECT

C.N.C.F. "C.F.R." - S.A.

CLIENT / CLIENT

ITALFERR GRUPPO FERROVIE DELLO STATO
Joint Venture Asocior

OBERMEYER PLANEN + BERATEN GmbH

TECNIC Consulting Engineers

Aprobat Approved	Şef proiect Project Manager	R. Liuzza		Data Date	Semnătură Signature
Aprobat Approved	Coordonator Secţiune 1 Section 1 Coordinator	C. Ciambelli			
Verificat Checked	Expert Check Checking Expert	V. Kaltikoronitis			

SUBCONTRACTANT / SUBCONTRACTOR ARex X

Aprobat Approved	Responsabil Subconsultant Subconsultant Responsible	A.Starnciu - Dinulescu	08.2012
Întocmit Elaborated	Proiectant Designer	Secu Razvan	08.2012

Reabilitarea liniei de cale ferata Braşov - Simeria, parte componentă a coridorului IV Pan European, pentru circulaţia trenurilor cu viteza maximă de 160 km/h,
Tronsonul : Braşov - Sighişoara
Rehabilitation of the railway line Braşov - Simeria, component Part of the IV Pan-European Corridor, for the trains circulation with maximum speed of 160 km/h,
Section : Braşov - Sighişoara

Proiect/Project 2004/RO/16/P/PA/003

Faza / Phase: D.E. / E.D.

Denumire deseni / Drawing Title : **INTERVAL/ SECTION CATA-ARCHITA**
VIADUCT km. 251+436.241 D=3X30.00m
Plan armare radier
Bridge km. 251+436.241 D=3X30.00m
Plan for raft reinforcement

Codificare / Codification System																Scara / Scale 1:50	LOT / LOT	Nr. / No. 01 / 01
E	A	5	1	0	1	E	1	4	B	C	P	V	0	2	9	2	0	1	3	0	0

297x1610