SECTIUNE A–A /A–A SECTION

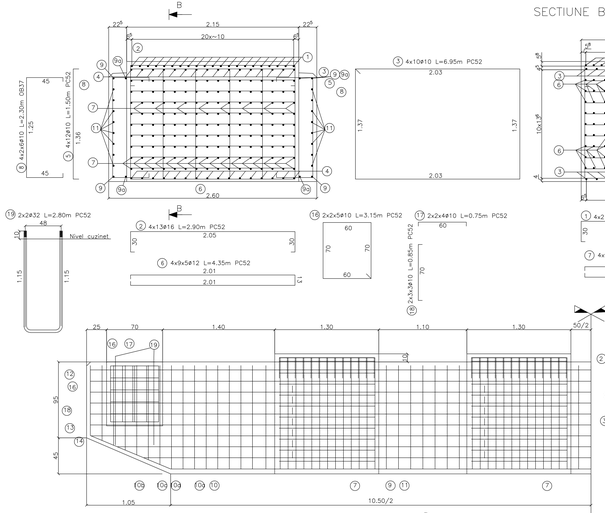

SECTIUNE B–B / B–B SECTION

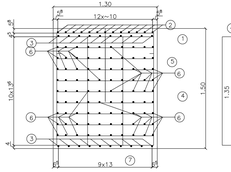

SECTIUNE C–C / C–C SECTION

ELEVATIE/ELEVATION PILELE/CELLS 1,2,3

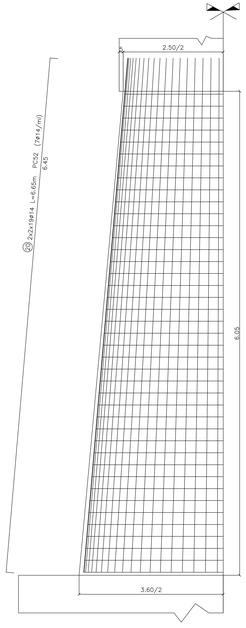

VEDERE TRANSVERSALA / VIEW PILELE/CELLS 1,2,3

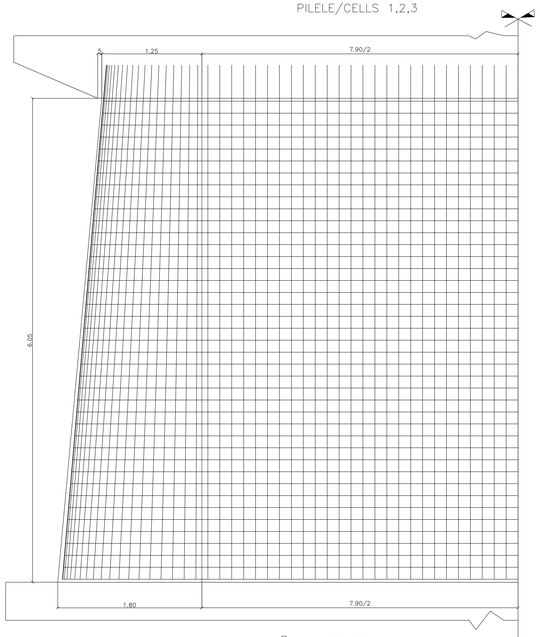

Beton armat/Reinforced concrete:	– C35/45 bancheta,/ bench – C25/30 elevatie/ elevation
Armatura / reinforcement:	–S355 (PC 52; ø10–ø14) –S345 (PC 52; ø16)
Strat de acoperire/concrete cover	–S345, S335 – min. 4cm expunere in aer/air exposed

NOTA/NOTE

Pentru mentinerea pozitiei corecte in timpul betonarii, se vor monta distantieri minim 4buc./m².
Distantierii trebuie legati cu sarma de carcasa de armatura.

In order to maintain the correct position during concreting, minimum 4pcs./m² distance pieces shall be mounted.
The distance pieces shall be connected to the reinforcing framework, using wire.

NOTA

Prezentul plan s-a intocmit in conformitate cu diapozitiv general EA5101E1ABBPV03320021 si planul planul de cofraj EA5101E1ABBPV03320051, EA5101E1ABBPV03320061

NOTE

This plan was drawn up according to the General Layout EA5101C1APAPV03300021 and Shuttering Plan EA5101E1ABBPV03320051, EA5101E1ABBPV03320061

Se interdice copierea, difuzarea, imprumutarea sau utilizarea in alte scopuri, fara permisiunea Arex Lider Company ca proprietar al desenului.
This drawing is forbidden to be copied, lent or used in other purposes than those previously approved by Arex Lider Company as its owner.

EXTRAS DE ARMATURA PENTRU ARMAREA CUZINETILORI SI A BANCHETEI CUZINETILOR PENTRU O PILA REINFORCEMENT FOR ONE CELL

MARCA	DIAM.	NR.BUC.	L/BUC.	LUNGIMI PE DIAMETRU PC 52				
				S 355		S 345		S 335
				ø10	ø12	ø16	ø22	ø32
1	16	84	2.05	–	–	172.00	–	–
2	16	52	2.90	–	–	150.80	–	–
3	10	40	6.95	278.00	–	–	–	–
4	10	64	5.20	332.80	–	–	–	–
5	10	48	1.50	72.00	–	–	–	–
6	12	180	4.35	–	624.66	–	–	–
7	12	288	2.65	–	763.20	–	–	–
8	10	48	2.30	110.40	–	–	–	–
9	22	8	8.80	–	–	–	70.40	–
9a	22	28	6.95	–	–	–	194.60	–
10	22	2	6.55	–	–	–	13.10	–
10a	12	12	6.40	–	76.80	–	–	–
10b	12	2	5.95	–	11.90	–	–	–
10c	12	2	5.50	–	11.00	–	–	–
10d	22	2	5.20	–	–	–	10.40	–
11	12	16	8.65	–	95.15	–	–	–
12	12	12	6.50	–	78.00	–	–	–
12a	12	4	6.10	–	24.40	–	–	–
12b	12	4	5.45	–	21.80	–	–	–
12c	12	12	4.15	–	49.80	–	–	–
13	12	12	4.85	–	58.20	–	–	–
14	12	14	6.75	–	94.50	–	–	–
15	12	21	7.70	–	161.70	–	–	–
16	10	20	3.15	63.00	–	–	–	–
17	10	16	0.75	12.00	–	–	–	–
18	10	18	0.85	15.30	–	–	–	–
19	32	4	2.80	–	–	–	–	11.20
20	14	76	6.65	–	–	–	–	–
21	14	82	8.10	–	–	–	–	–
22	14	82	4.90	–	–	–	–	–
LUNGIMI PE DIAMETRE (m)				892.50	2071.11	322.80	288.50	11.20
GREUTATI PE M.L. (kg/m)				0.62	0.89	2.984	6.313	
GREUTATI PE DIAMETRE(kg/buc)				553.35	1843.30	510.00	860.90	70.70
TOTAL (kg)				3838.25				
PIERDERI 5% (kg)				191.90				
TOTAL (kg)				4100				

TOTAL: 16 PILE x 4100kg = 65600kg
TOTAL: 16 CELLS x 4100kg = 65600g

EXTRAS DE ARMATURA PENTRU ELEVATIE PILELE 1, 2, 3– he=6.05m REINFORCEMENT FOR ELEVATION CELLS 1, 2, 3– he=6.05m

MARCA	DIAM.	NR.BUC.	R (m) Raza	L/BUC.	PC 52
					S 355
					ø14
20	14	76	–	6.65	505.40
21	14	82		8.10	664.20
22	14	82	var.1.23–1.74	6.25	512.50
LUNGIMI PE DIAMETRE (m)					1682.10
GREUTATI PE M.L. (kg/m)					1.21
GREUTATI PE DIAMETRE(kg/buc)					2035.40
PIERDERI 5% (kg)					101.80
TOTAL (kg)					2200

TOTAL: 3 PILE x 2200kg =6600kg
TOTAL: 3 CELLS x 2200kg =6600kg

EXTRAS DE ARMATURA PENTRU ELEVATIE PILELE 4, 5, 14– he=5.65m REINFORCEMENT FOR ELEVATION CELLS 4, 5, 14– he=5.65m

MARCA	DIAM.	NR.BUC.	R (m) Raza	L/BUC.	PC 52
					S 355
					ø14
20	14	76	–	6.30	478.80
21	14	76	–	8.10	615.60
22	14	76	var.1.23–1.71	6.25	475.00
LUNGIMI PE DIAMETRE (m)					1569.40
GREUTATI PE M.L. (kg/m)					1.21
GREUTATI PE DIAMETRE(kg/buc)					1899.00
PIERDERI 5% (kg)					95.00
TOTAL (kg)					2000

TOTAL: 3 PILE x 2000kg =6000kg
TOTAL: 3 CELLS x 2000kg =6000kg

EXTRAS DE ARMATURA PENTRU ELEVATIE PILELE 6, 7, 16– he=5.10m REINFORCEMENT FOR ELEVATION CELLS 6, 7, 16– he=5.10m

MARCA	DIAM.	NR.BUC.	R (m) Raza	L/BUC.	PC 52
					S 355
					ø14
20	14	72	–	5.75	414.00
21	14	70	–	8.10	567.00
22	14	70	var.1.23–1.67	6.15	430.50
LUNGIMI PE DIAMETRE (m)					1411.50
GREUTATI PE M.L. (kg/m)					1.21
GREUTATI PE DIAMETRE(kg/buc)					1708.00
PIERDERI 5% (kg)					85.00
TOTAL (kg)					1800

TOTAL: 3 PILE x 1800kg =5400kg
TOTAL: 3 CELLS x 1800kg =5400kg

EXTRAS DE ARMATURA PENTRU ELEVATIE PILELE 8, 9, 10, 11, 12, 13, 15– he=4.70m REINFORCEMENT FOR ELEVATION CELLS 8, 9, 10, 11, 12, 13, 15– he=4.70m

MARCA	DIAM.	NR.BUC.	R (m) Raza	L/BUC.	PC 52
					S 355
					ø14
20	14	70	–	5.35	374.50
21	14	64	–	8.10	518.40
22	14	64	var.1.23–1.63	6.10	390.40
LUNGIMI PE DIAMETRE (m)					1283.30
GREUTATI PE M.L. (kg/m)					1.21
GREUTATI PE DIAMETRE(kg/buc)					1552.80
PIERDERI 5% (kg)					78.00
TOTAL (kg)					1700

TOTAL: 7 PILE x 1700kg =11900kg
TOTAL: 7 CELLS x 1700kg =11900kg

TOTAL ARMATURA : 96000kg

TOTAL REINFORCEMENT : 96000kg

Index Indice	Date Data	Modificare Modification/Revision	Proiectant Designer	Aprobat Consultant Approved Consultant	Aprobat CFR Approved CFR
D					
C					
B					
A					

GUVERNUL ROMANIEI
ROMANIAN GOVERNMENT

PROIECT FINANŢAT DE UNIUNEA EUROPEANĂ
EUROPEAN UNION FINANCED PROJECT

CLIENT / CLIENT

C.N.C.F. "C.F.R." - S.A.

ITALFERR (Italy) FERROVIE DELLO STATO
Joint Venture sector
Scott Wilson
OBERMEYER PLANEN + BERATEN GmbH
TECNIC Consulting Engineers

CONSULTANT / CONSULTANT

			Date Data	Consultant Signature
Aprobat Approved	Sef proiect Project manager	R. Liuzza		
Aprobat Approved	Coordonator Sectiune 1 Section 1 Coordinator	C. Gambelli		
Verificat Checked	Expert Check Checking Expert	V. Kalifronitis		

SUBCONTRACTANT / SUBCONTRACTOR AREX

Aprobat Approved	Responsabil Subconsultant Subconsultant Responsible	A.Stanciu - Dinulescu	02.10.12	
Elaborat Elaborated	Proiectant Designer	Maria Campan	02.10.12	

Reabilitarea liniei de cale ferata Brasov - Simeria, parte component a a coridorului IV Pan European, pentru circulatia trenurilor cu viteza maxima de 160 km/h, Sectiunea I Brasov - Sighisoara
Rehabilitation of the railway line Brasov - Simeria, component part of the IV Pan-European Corridor, for the trains circulation with maximum speed of 160 km/h, Section I Brasov - Sighisoara

Proiect/Project 2004RO16PAPV4003
Faza / Phase: P.Th. / T.D. D.E. / E.D.

Denumire desen / Drawing Title : INTERVAL / SECTION CATA-ARCHITA
Viaduct Km 254+449.803 - D= 17x30.00m
PLAN ARMARE PILE / REINFORCEMENT PLAN CELLS

| Codificare / Codification System | | | | |