SECTIUNE B-B
B-B SECTION

sc. 1:50

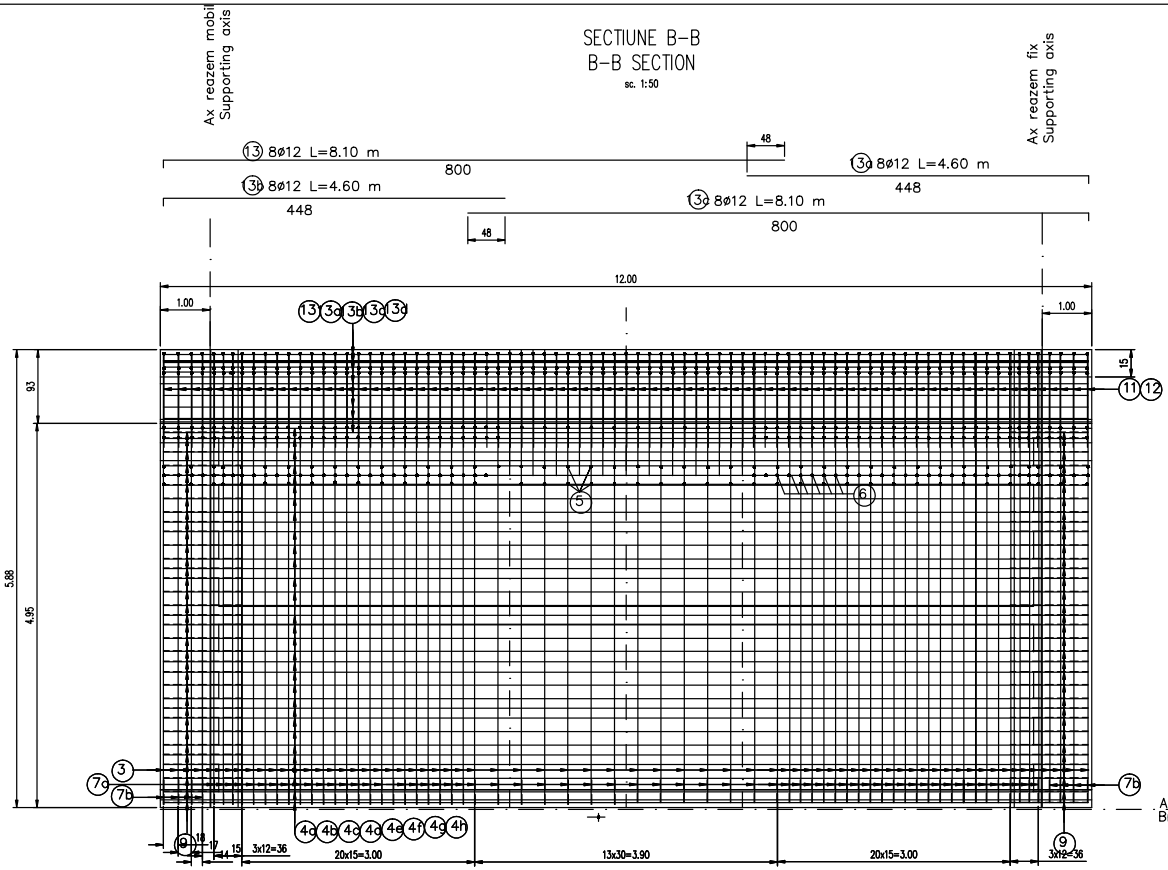
Ax reazem mobil
Supporting axis
Ax reazem fix
Supporting axis
⑬ 8ø12 L=8.10 m
800
48
⑬a 8ø12 L=4.60 m
448
⑬b 8ø12 L=4.60 m
448
⑬c 8ø12 L=8.10 m
800
48
12.00
1.00
1.00
⑬ ③a ③b ③c ③d
15
⑪ ⑫
93
5.88
4.95
⑤
⑥
③
⑦a
⑦b
⑦b
Ax pod
Bridge axis
④a ④b ④c ④d ④e ④f ④g ④h
⑨
18
17
14
15
3x12=36
20x15=3.00
13x30=3.90
20x15=3.00
⑨
3x12=36

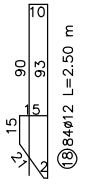
10
90
93
15
15
2
⑱ 84ø12 L=2.50 m

SECTIUNE A-A
A-A SECTION

sc. 1:50

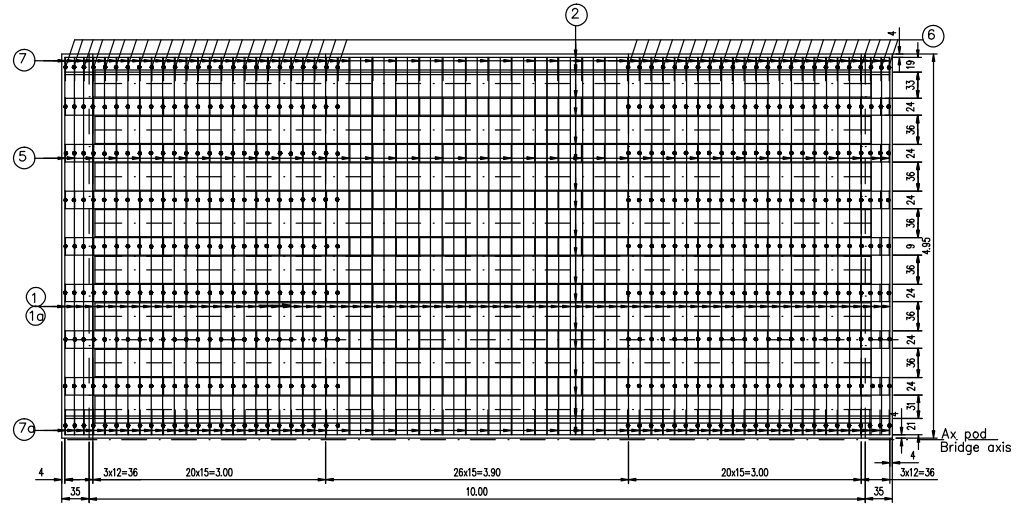
②
⑥
4
⑦
⑤
①
①a
⑦a
19
33
24
36
24
36
24
36
9
4.95
36
24
36
24
36
24
31
4
21
Ax pod
Bridge axis
4
4
35
3x12=36
20x15=3.00
26x15=3.90
20x15=3.00
35
3x12=36
10.00

SECTIUNE TRANSVERSALA TABLIER POD
BRIDGE DECK CROSS SECTION
sc. 1:20

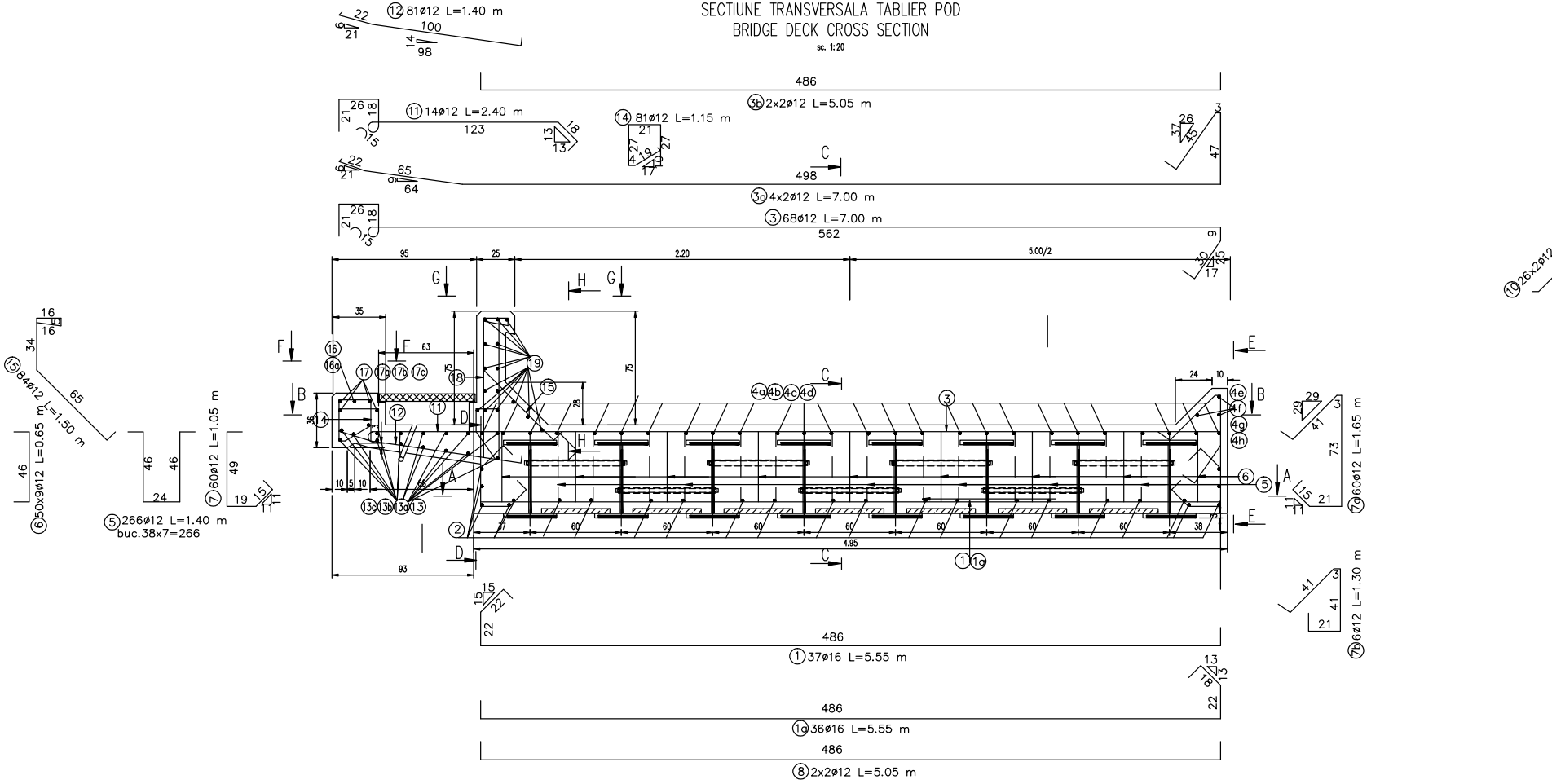
⑫ 81ø12 L=1.40 m
⑪ 14ø12 L=2.40 m
⑭ 81ø12 L=1.15 m
③b 2x2ø12 L=5.05 m
③a 4x2ø12 L=7.00 m
③ 68ø12 L=7.00 m
⑩ 26x2ø12
⑮ 84ø12 L=1.50 m
⑥ 50x9ø12 L=0.65 m
⑤ 266ø12 L=1.40 m
buc.38x7=266
⑦ 60ø12 L=1.05 m
⑦a 60ø12 L=1.65 m
⑦b 6ø12 L=1.30 m
① 37ø16 L=5.55 m
①a 36ø16 L=5.55 m
⑧ 2x2ø12 L=5.05 m
486
498
562
95
25
2.20
5.00/2
4.95
93
A
B
C
D
E
F
G
H

DETALIU "a" (STAS 10111/2-87)
"a" DETAIL (STAS 10111/2-87)
sc. 1:10

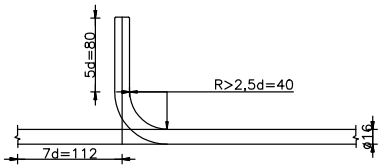
5d=80
R>2,5d=40
ø16
7d=112

Beton: Concrete:	– C30/37 suprastructura/superstructure
Tipul grinzilor: Beams type:	– grinzi metalice sudate/steel welded girders
Otel pentru grinzi: Steel for the beams:	– (OL 37-EP) S275J_3G_3 (EN 10025/2004)
Armatura: Reinforcement:	– S355;S345
Strat de acoperire: Concrete cover	– min. 4cm expunere in aer/air exposed

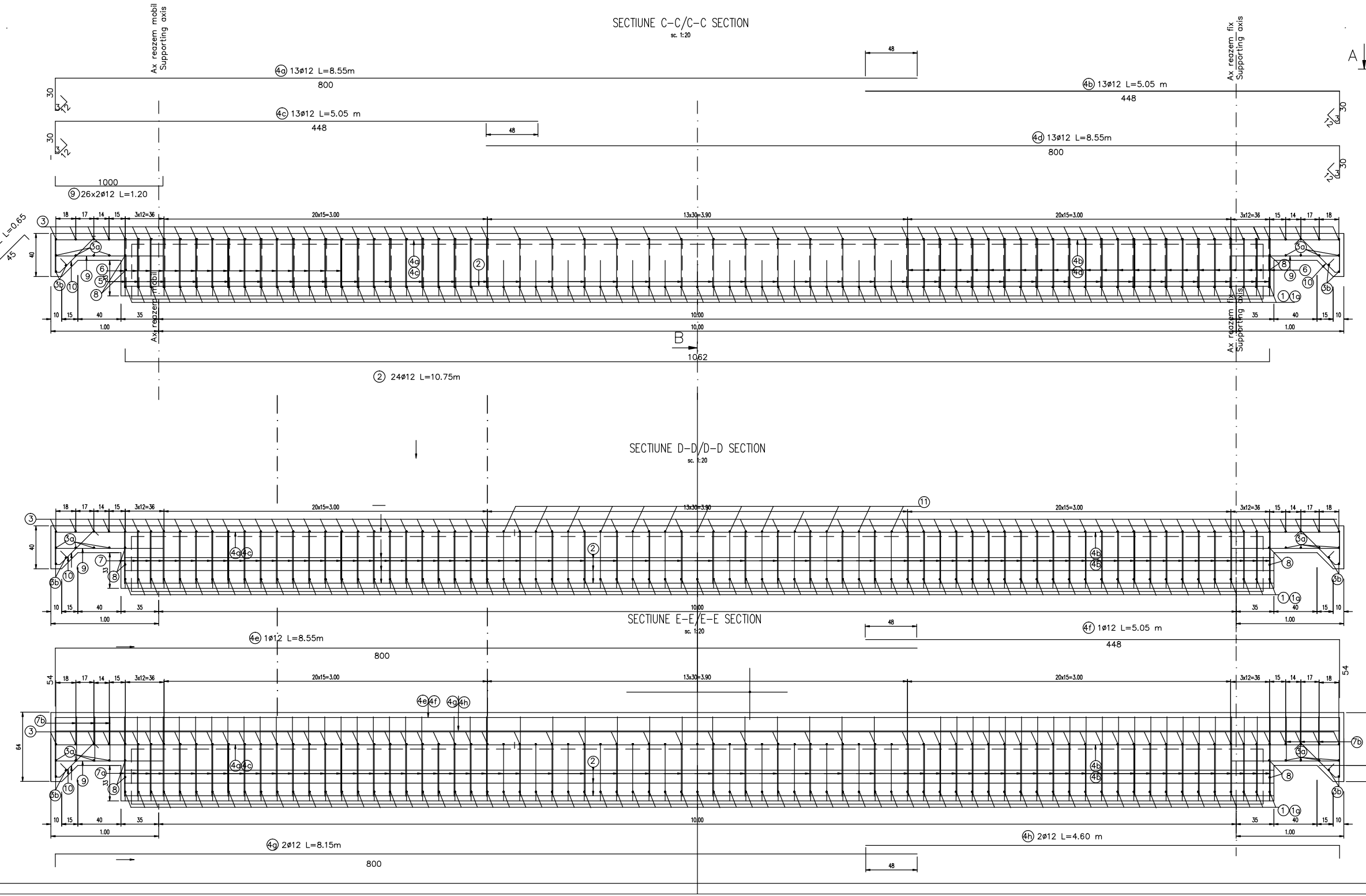
SECTIUNE C-C/C-C SECTION
sc. 1:20
Ax reazem mobil
Supporting axis
Ax reazem fix
Supporting axis
A
B
4a 13ø12 L=8.55m
800
48
4b 13ø12 L=5.05 m
448
4c 13ø12 L=5.05 m
448
4d 13ø12 L=8.55m
800
30
1000
9 26x2ø12 L=1.20
L=0.65
45
40
18
17
14
15
3x12=36
20x15=3.00
13x30=3.90
10
35
1.00
10.00
1062
2 24ø12 L=10.75m
SECTIUNE D-D/D-D SECTION
sc. 1:20
11
33
SECTIUNE E-E/E-E SECTION
sc. 1:20
4e 1ø12 L=8.55m
4f 1ø12 L=5.05 m
54
64
7a
7b
4g 2ø12 L=8.15m
4h 2ø12 L=4.60 m
1
1a
2
3
3a
3b
4a
4b
4c
4e
4f
4g
4h
5
6
7
8
9
10

VEDERE F-F/VIEW F-F

sc. 1:20

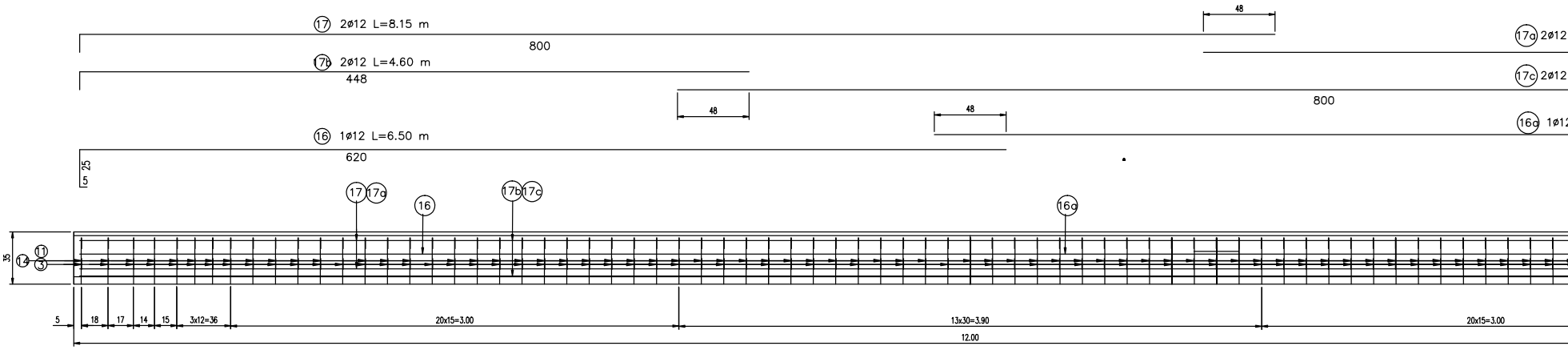

⑰ 2ø12 L=8.15 m
800
17b 2ø12 L=4.60 m
448
⑯ 1ø12 L=6.50 m
620
25
5
48
17a 2ø12
17c 2ø12
800
48
48
16a 1ø12
⑰ 17a
⑯
17b 17c
16a
35
⑭ ⑪ ③
5
18
17
14
15
3x12=36
20x15=3.00
13x30=3.90
20x15=3.00
12.00

VEDERE G-G/VIEW G-G

sc. 1:20

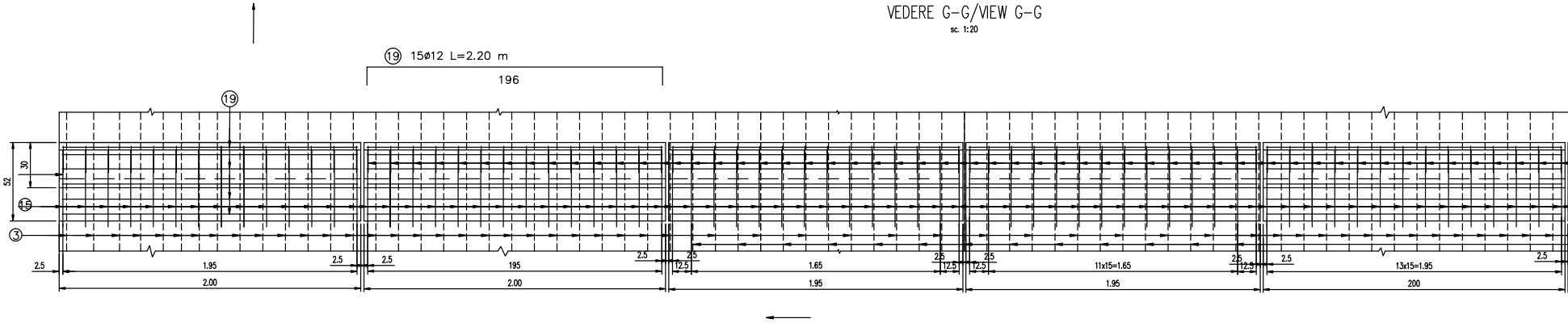

⑲ 15ø12 L=2.20 m
196
⑲
52
30
⑮
③
2.5
1.95
2.5
2.00
2.5
195
2.5
2.00
2.5
12.5
1.65
2.5
12.5
1.95
12.5
11x15=1.65
2.5
12.5
1.95
2.5
13x15=1.95
2.5
200

VEDERE H-H/VIEW H-H

sc. 1:20

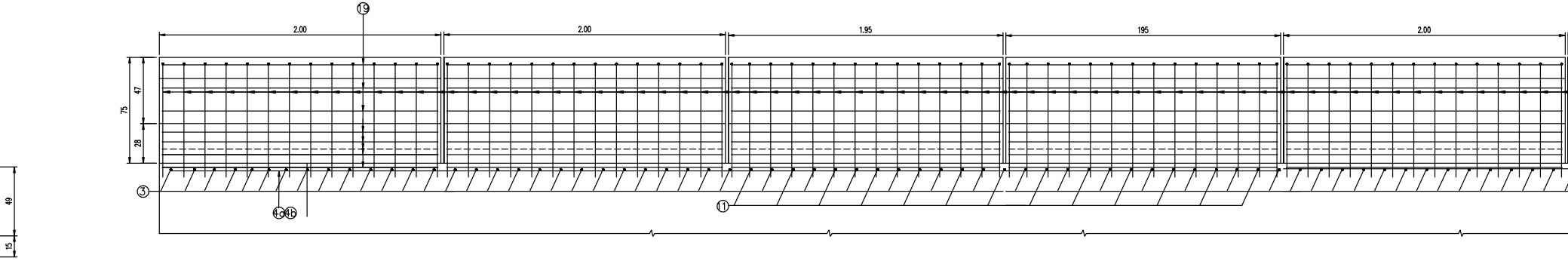

⑲
2.00
2.00
1.95
195
2.00
75
47
28
③
4a 4b
⑪
49
15

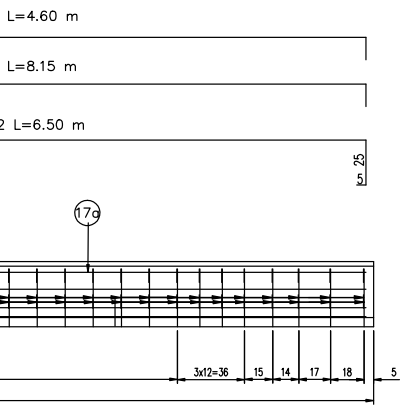
L=4.60 m
L=8.15 m
2 L=6.50 m
25
5
17a
3x12=36
15
14
17
18
5

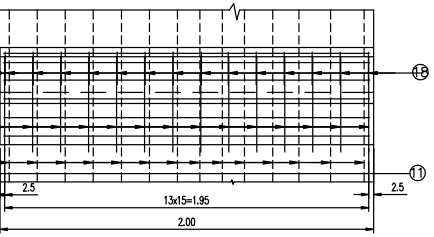
18
11
2.5
13x15=1.95
2.5
2.00

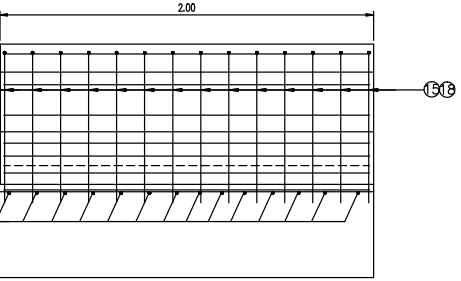

EXTRAS DE ARMATURA PENTRU UN TABLIER
TABLE FOR REINFORCEMENTS FOR SINGLE RAIWAY DECK

Marca	Diametru	Lung./buc. [m]	Nr.buc.	S355	S345
				ø12	ø16
1	16	5.55	37		205.35
1a	16	5.55	36		199.80
2	12	10.75	24	258.00	
3	12	7.00	68	476.00	
3a	12	7.00	8	56.00	
3b	12	5.05	4	20.20	
4a	12	8.55	13	111.15	
4b	12	5.05	13	65.65	
4c	12	5.05	13	65.65	
4d	12	8.55	13	111.15	
4e	12	8.55	1	8.55	
4f	12	5.05	1	5.05	
4g	12	8.15	2	16.30	
4h	12	4.60	2	9.20	
5	12	1.40	266	372.40	
5a	12	0.80	14	11.20	
6	12	0.65	450	292.50	
6a	12	0.35	54	18.90	
7	12	1.05	60	63.00	
7a	12	1.65	60	99.00	
7b	12	1.30	6	7.80	
8	12	5.05	4	20.20	
9	12	1.20	52	62.40	
10	12	0.65	52	33.80	
11	12	2.40	14	33.60	
12	12	1.40	81	113.40	
13	12	8.10	8	64.80	
13a	12	4.60	8	36.80	
13b	12	4.60	8	36.80	
13c	12	8.10	8	64.80	

EXTRAS DE ARMATURA PENTRU UN TABLIER
TABLE FOR REINFORCEMENTS FOR SINGLE RAIWAY DECK

Marca	Diametru	Lung./buc.[m]	Nr.buc.	S355	S345
				ø12	ø16
14	12	1.15	81	93.15	
15	12	1.50	84	126.00	
16	12	6.50	1	6.50	
16a	12	6.50	1	6.50	
17	12	8.15	2	16.30	
17a	12	4.80	2	9.60	
17b	12	4.80	2	9.60	
17c	12	8.15	2	16.30	
18	12	2.50	84	210.00	
19	12	2.20	90	198.00	
Lungimi totale pe diametre			(m)	3226.25	399.60
Masa pe metru liniar			(kg/ml)	0.888	1.578
Masa pe diametre			(kg)	2864.91	630.60
Masa pe tip otel			(kg)	2865.00	631.00
Masa totala tablier			(kg)	3496.00	

TOTAL POD (2 TABLIERE): 2 x 3496.00kg=6992.0kg
TOTAL BRIDGE (2 DECKS): 2 x 3496.00kg=6992.0kg

Se interzice copierea, difuzarea, imprumutarea sau utilizarea in alte scopuri, fara permisiunea AREX Lider Company ca proprietar al desenului. This drawing is forbidden to be copied, lent or used in other purposes than those previously approved by AREX Lider Company as its owner.

D					
C					
B					
A					
Indice Index	Data Date	Modificare Modification/Revision	Proiectant Designer	Aprobat Consultant Approved Consultant	Aprobat CFR Approved CFR

GUVERNUL ROMANIEI
ROMANIAN GOVERNMENT

PROIECT FINANȚAT DE UNIUNEA EUROPEANĂ
EUROPEAN UNION FINANCED PROJECT

CLIENT / CLIENT

C.N.C.F. "C.F.R." - S.A.

GRUPPO FERROVIE DELLO STATO
Joint Venture leader

OBERMEYER
PLANEN + BERATEN GmbH

TECNIC
Consulting Engineers

CONSULTANT / CONSULTANT

			Data Date	Semnătură Signature
Aprobat Approved	Şef proiect Project manager	R. Liuzza		
Aprobat Approved	Coordonator Secţiune 1 Section 1 Coordinator	C. Gambelli		
Verificat Checked	Expert Cheie Checking Expert	V. Kallidromitis		VK

SUBCONTRACTANT / SUBCONTRACTOR

AREX Lider COMPANY

Aprobat Approved	Responsabil Subconsultant Subconsultant Responsible	A.Stanciu - Dinulescu	12.2011	
Întocmit Elaborated	Proiectant Designer	Sabo Adrian	12.2011	

Reabilitarea liniei de cale ferata Braşov - Simeria, parte componentă a coridorului IV Pan European, pentru circulaţia trenurilor cu viteza maximă de 160 km/h,
Tronsonul : Braşov - Sighişoara
Rehabilitation of the railway line Braşov - Simeria, component Part of the IV Pan-European Corridor, for the trains circulation with maximum speed of 160 km/h,
Section : Braşov - Sighişoara

Proiect/Project
2004/RO/16/P/PA/003

Faza / Phase:
D.E. / E.D.

Denumire desen / Drawing Title :

STATIA / STATION ARCHITA
POD Km.259+218,255 L=10.00m/ARMARE SUPRASTRUCTURA
BRIDGEKm.259+218,255 D=10.00m/SUPERSTRUCTURE REINFORCEMENT

Codificare / Codification System	Scara / Scale 1:20	LOT / LOT	Nr. / No 01 / 01

E A 5 1 | 0 1 | E | 1 5 | B C | P V | 0 3 | 5 | 3 | 0 0 7 | 0