VEDERE LONGITUDINALA

SC 1:50

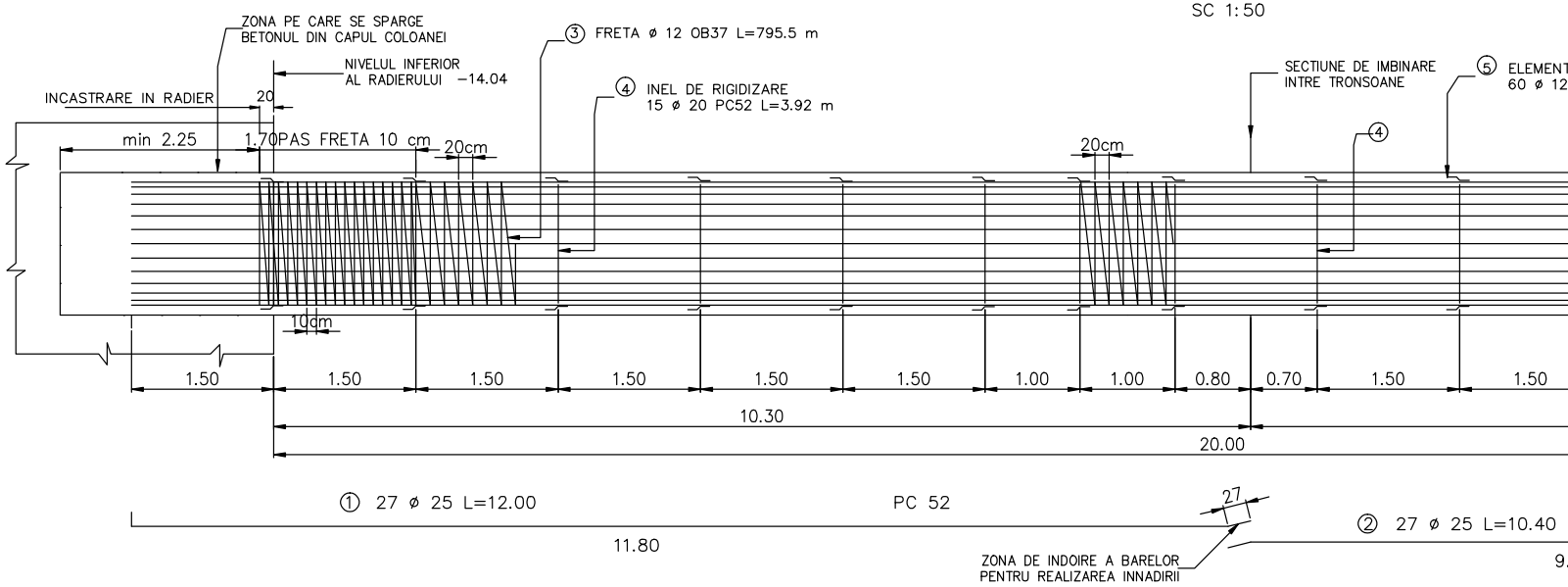
ZONA PE CARE SE SPARGE BETONUL DIN CAPUL COLOANEI
NIVELUL INFERIOR AL RADIERULUI −14.04
INCASTRARE IN RADIER
20
③ FRETA ø 12 OB37 L=795.5 m
④ INEL DE RIGIDIZARE 15 ø 20 PC52 L=3.92 m
SECTIUNE DE IMBINARE INTRE TRONSOANE
⑤ ELEMENT
60 ø 12
④
min 2.25
1.70
PAS FRETA 10 cm
20cm
20cm
10cm
1.50
1.50
1.50
1.50
1.50
1.50
1.00
1.00
0.80
0.70
1.50
1.50
10.30
20.00
① 27 ø 25 L=12.00
PC 52
11.80
27
② 27 ø 25 L=10.40
9.
ZONA DE INDOIRE A BARELOR PENTRU REALIZAREA INNADIRII

DETALII DE INNADIRE A BARELOR LONGITUDINALE

(CONFORM NORMATIV C28/83)

Sc. 1:5

Sectiune a–a

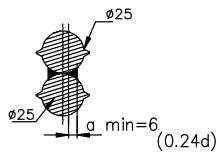
ø25
ø25
a min=6
(0.24d)

LA EXECUTIE SE VOR RESPECTA PRESCRIPTIILE CUPRINSE IN "NORMATIVUL C28–83"

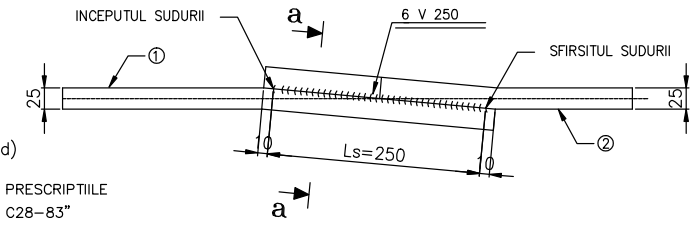
INCEPUTUL SUDURII
a
6 V 250
SFIRSITUL SUDURII
①
25
25
②
10
Ls=250
10
a

Pozarea barelor longitudinale in zona de innadire

Sc. 1:20

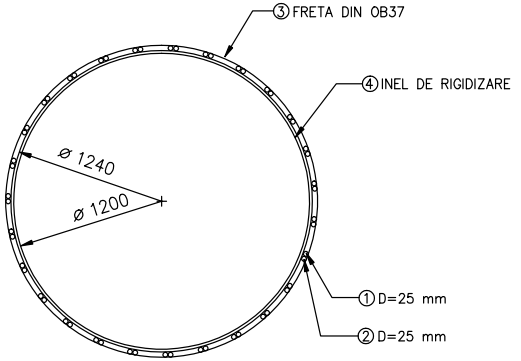
③ FRETA DIN OB37
④ INEL DE RIGIDIZARE
ø 1240
ø 1200
① D=25 mm
② D=25 mm

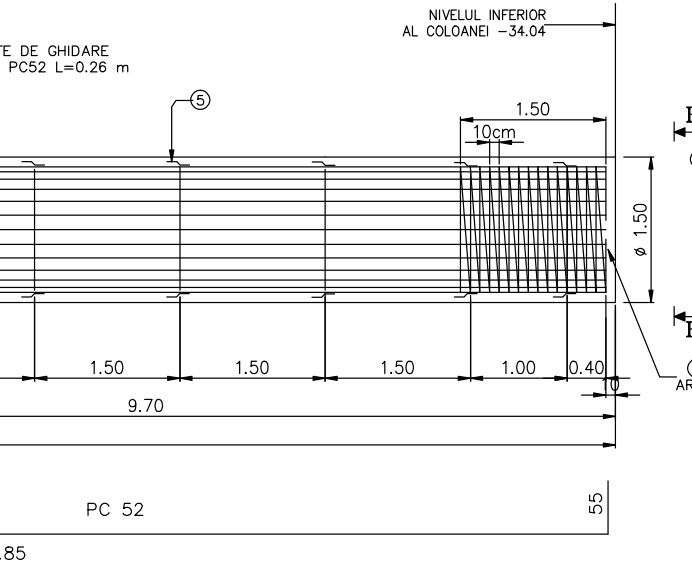
TE DE GHIDARE
PC52 L=0.26 m
⑤
NIVELUL INFERIOR
AL COLOANEI −34.04
1.50
10cm
B
ø 1.50
B
1.50
1.50
1.50
1.00
0.40
10
9.70
⑥ ⑦ INELE DE FIXARE
ARMATURI LONGITUDINALE
PC 52
55
.85

VEDERE B−B

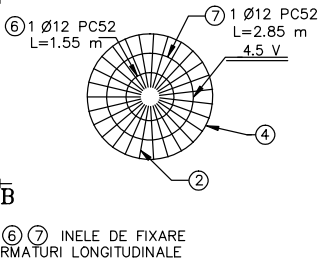
⑥1 Ø12 PC52
L=1.55 m
⑦1 Ø12 PC52
L=2.85 m
4.5 V
④
②

SECTIUNE TRANSVERSALA A−A

SC 1:20

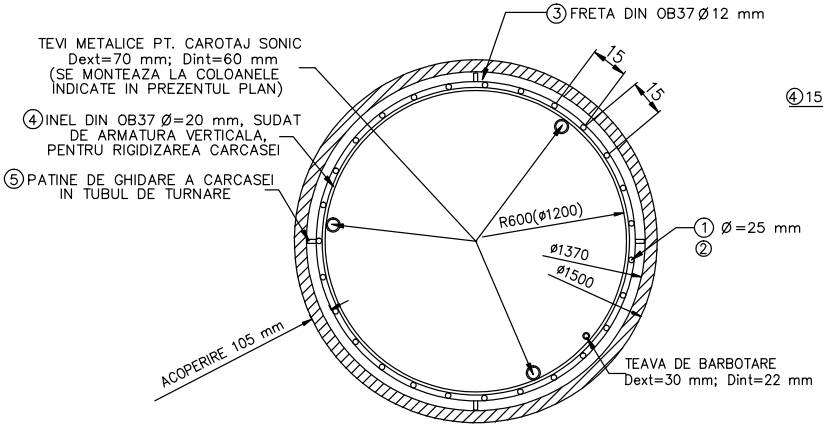
③FRETA DIN OB37 Ø12 mm
TEVI METALICE PT. CAROTAJ SONIC
Dext=70 mm; Dint=60 mm
(SE MONTEAZA LA COLOANELE
INDICATE IN PREZENTUL PLAN)
④INEL DIN OB37 Ø=20 mm, SUDAT
DE ARMATURA VERTICALA,
PENTRU RIGIDIZAREA CARCASEI
⑤PATINE DE GHIDARE A CARCASEI
IN TUBUL DE TURNARE
15
15
R600(ø1200)
ø1370
ø1500
① Ø=25 mm
②
ACOPERIRE 105 mm
TEAVA DE BARBOTARE
Dext=30 mm; Dint=22 mm

④15 ø 20 P
L=3.92m

D

IN

EXRAS DE ARMATURA NECESARA
PENTRU ARMAREA UNEI COLOANE ø1.50, L= 20.00 m

MARCA	DIAM.	NR.BUC.	LUNG.PE BUC	LUNGIMI PE DIAMETRE			
				OB 37	PC 52		
				S255	S355	S345	
				ø12	ø12	ø20	ø25
1	25	27	12.00				324.00
2	25	27	10.40				280.80
3	12	1	537.50	537.50			
4	20	15	3.92			58.80	
5	12	60	0.26		15.60		
6	12	1	1.55	1.6			
7	12	1	2.85	2.9			
LUNGIMI TOTALE(m)				542.00	15.60	58.80	604.80
GREUTATE PE ml(kg/m)				0.888	0.888	2.466	3.853
GREUTATE PE DIAM.(kg)				481.30	13.90	145.00	2330.30
GREUTATE TOTALA(kg)				2970.50			
Sudura 2%.(kg)				59.40			
Pierderi 5%.(kg)				148.50			
GREUTATE TOTALA(kg)				3200.00			

COLOANE LA UN RADIER: 8buc. x 3200.00 kg = 25600.00kg
COLOANE LA 2 RADIERE: 2x8buc.x 3200.00 kg =51200.00kg

DETALII ELEMENTE DE GHIDARE

SC. 1:5

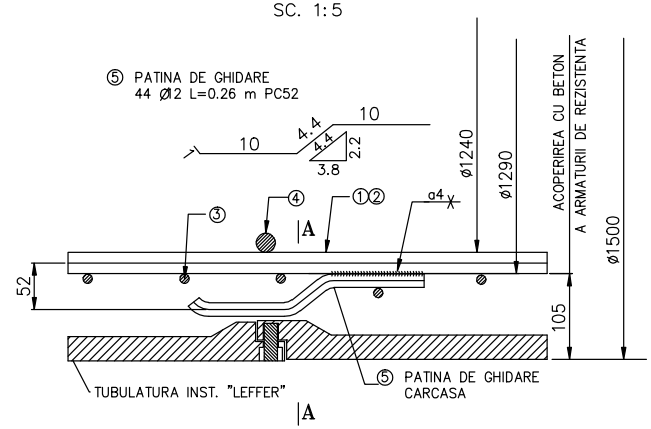
⑤ PATINA DE GHIDARE
44 Ø12 L=0.26 m PC52
10
4.4
4.4
10
2.2
3.8
ø1240
ø1290
ACOPERIREA CU BETON
A ARMATURII DE REZISTENTA
ø1500
③
④
①②
a4
A
52
105
TUBULATURA INST. "LEFFER"
⑤ PATINA DE GHIDARE
CARCASA
A

ELEMENTELE DE GHIDARE (PATINE) SE VOR FIXA,
PRIN SUDURA, DE ARMATURA LONGITUDINALA A
COLOANEI, IN DREPTUL INELELOR DE RIGIDIZARE

☐

☐

☐

☐

INEL DE RIGIDIZARE

SC. 1:20

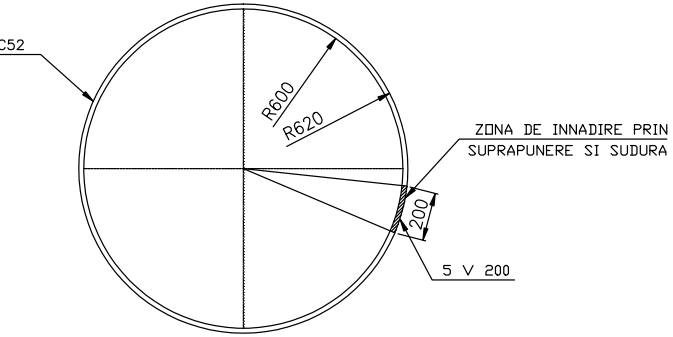
C52
R600
R620
ZONA DE INNADIRE PRIN
SUPRAPUNERE SI SUDURA
200
5 V 200

DETALIU DE DOP PENTRU TUBUL DE BETONARE

SC 1:10

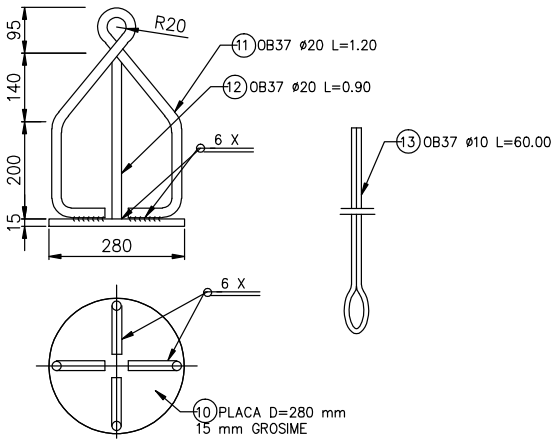
95
140
200
15
R20
11 OB37 ø20 L=1.20
12 OB37 ø20 L=0.90
6 X
280
13 OB37 ø10 L=60.00
6 X
10 PLACA D=280 mm
15 mm GROSIME

ETALIU DE INTRERUPERE A FRETEI DREPTUL INELULUI DE RIGIDIZARE

SC 1:10

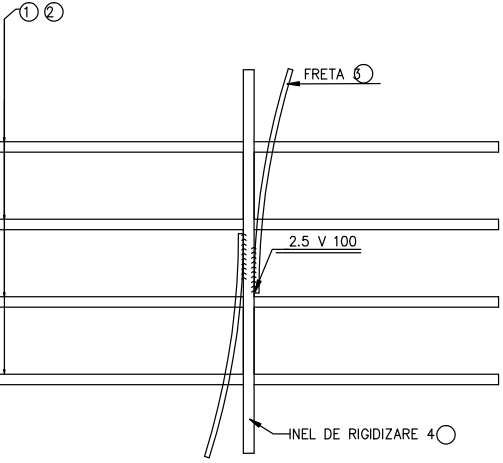
① ②
FRETA 3
2.5 V 100
INEL DE RIGIDIZARE 4

MATERIAL METALIC PENTRU UN DOP LA TUBUL DE BETONARE

MARCA	NR. BUC.	DIMENSIUNI	GREUTATE (Kg)
10	1	PLACA D=280 mm, GROS. 15 mm	7.30
11	1	OB 37 ø20 L=1.20 m	3.00
12	1	OB 37 ø20 L=0.90 m	2.20
13	1	OB 37 ø10 L=60.00 m	37.00
		GREUTATE TOTALA OL37	7.30
		OB37	42.20
		SUDURA	0.40

NOTA

1. Prezentul plan a fost intocmit in conformitate cu prevederile SR EN 1536:2011 "Executia lucrarilor geotehnice speciale. Piloti forati".
2. S-a avut in vedere planul de cofraj EA5101E15BBPV03620031, EA5101E15BBPV03620041.
3. La executie se vor respecta cu strictete prevederile din caietul de sarcini si se vor intocmi fisele de forare si betonare.
4. La executie se vor respecta cu strictete prevederile din "Normativ pentru producerea betonului si executarea lucrarilor din beton, beton armat si beton precomprimat. Partea 1: Producerea betonului", indicativ NE 012/1-2007 si "Normativ pentru producerea betonului si executarea lucrarilor din beton, beton armat si beton precomprimat. Partea 2: Executarea lucrarilor din beton", indicativ NE 012/2-2010, iar verificarea calitatii lucrarilor si receptionarea lor se va face conform normativului C56-1985.
5. Dupa executarea sapaturii pentru prima coloana se va chema proiectantul geotehnician pentru confirmarea naturii terenului intalnit in stratul strabatut de coloane pana la cota -34.04m de fundare a acestora.

NOTE:

1. This drawing was prepared according to the provisions SR EN 1536:2011 "Special geotechnical works. Drilled piles".
2. The shuttering plan EA5101E15BBPV03620031, EA5101E15BBPV03620041 was taken into consideration.
3. During the works, the provisions in the Technical Specifications will be strictly observed and the drilling and concreting sheets will be prepared accordingly.
4. During the works, the provisions of the following norms will be strictly observed: "Norm for concrete manufacturing and concrete, reinforced concrete and pre-stressed concrete works. Part 1: Concrete manufacturing", indicative NE 012/1-2007 and "Norm for concrete manufacturing and concrete, reinforced concrete and pre-stressed concrete works. Part 2: Concrete works", indicative NE 012/2-2010; the work quality control and acceptance will comply with norm C56-1985.
5. After the excavations for the first column, the geotechnician designer will be called to confirm the nature of the ground encountered in the layer crossed through by the columns up to the foundation level -34.04m.

BETON - C25/30
CONCRETE
ARMATURA - S255, S235
REINFORCING BAR
ACOPERIRE - 10.5cm
COVERING

Se interzice copierea, difuzarea, imprumutarea sau utilizarea in alte scopuri, fara permisiunea Arex Lider Company ca proprietar al desenului.
This drawing is forbidden to be copied, lent or used in other purposes than those previously approved by Arex Lider Company as its owner.

D					
C					
B					
A					
Indice Index	Data Date	Modificare Modification/Revision	Proiectant Designer	Aprobat Consultant Approved Consultant	Aprobat CFR Approved CFR

GUVERNUL ROMANIEI
ROMANIAN GOVERNMENT

PROIECT FINANŢAT DE UNIUNEA EURO
EUROPEAN UNION FINANCED PR

CLIENT / CLIENT

C.N.C.F. "C.F.R." - S.A.

ITALFERR
GRUPPO FERROVIE DELLO STATO
Joint Venture leader

Scott Wilson

OBERMEYER
PLANEN + BERATEN GmbH

TECNIC
Consulting Engineers

CONSULTANT / CONSULTANT

			Data Date	Semnătură Signature
Aprobat Approved	Şef proiect Project manager	R. Liuzza		
Aprobat Approved	Coordonator Secţiune 1 Section 1 Coordinator	C. Gambelli		
Verificat Checked	Expert Chele Checking Expert	V. Kallidromitis		VK

SUBCONTRACTANT / SUBCONTRACTOR

AREX COMPANY

Aprobat Approved	Responsabil Subconsultant Subconsultant Responsible	A.Stanciu - Dinulescu	02.2012	
Întocmit Elaborated	Proiectant Designer	Maria Campan	02.2012	

Reabilitarea liniei de cale ferata Braşov - Simeria, parte componentă a coridorului IV Pan European, pentru circulaţia trenurilor cu viteza maximă de 160 km/h,
Tronsonul : Braşov - Sighişoara
Rehabilitation of the railway line Braşov - Simeria, component Part of the IV Pan-European Corridor, for the trains circulation with maximum speed of 160 km/h,
Section : Braşov - Sighişoara

Proiect/Project
2004/RO/16/P/PA/003

Faza / Phase:
P.Th. / T.D.
D.E. / E.D.

Denumire desen / Drawing Title :

STATIA ARCHITA
Pod km. 257+483,30 D=18.00m
Plan armare coloana L=20.00m
Bridge km. 257+483,30 D=18.00m
Column reinforcement plane

Codificare / Codification System	Scara / Scale 1:50	LOT / LOT	Nr. / No 01 / 01

E A 5 1 | 0 1 | E | 1 5 | B C | P V | 0 3 | 6 | 2 | 0 1 0 | 0

297x1440