SECTIUNE TRANSVERSALA TABLIER POD
BRIDGE DECK CROSS SECTION

sc. 1:20

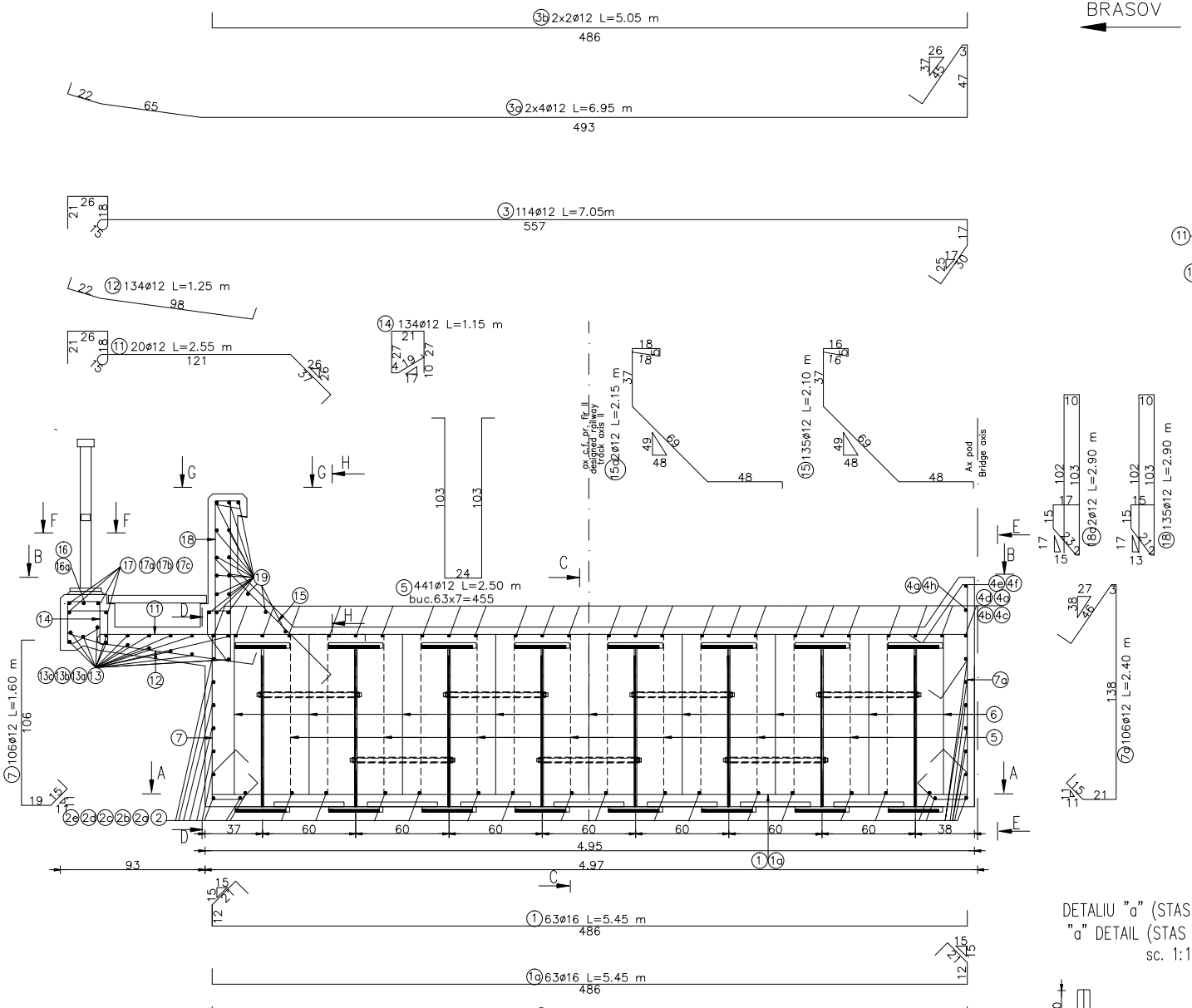

③b 2x2ø12 L=5.05 m
486
26
37
45
3
47
22
65
③a 2x4ø12 L=6.95 m
493
21
26
18
15
③ 114ø12 L=7.05m
557
17
25
17
30
⑫ 134ø12 L=1.25 m
22
98
⑪ 20ø12 L=2.55 m
121
26
26
3
⑭ 134ø12 L=1.15 m
21
27
19
27
4
10
17
103
103
24
⑤ 441ø12 L=2.50 m
buc.63x7=455
ax c.f. pr. fir II
designed railway track axis II
⑮a 2ø12 L=2.15 m
18
18
5
37
49
48
69
48
⑮ 135ø12 L=2.10 m
16
16
5
37
49
48
69
48
Ax pod
Bridge axis
⑱a 2ø12 L=2.90 m
10
102
103
17
15
17
15
⑱ 135ø12 L=2.90 m
10
102
103
15
15
17
13
27
38
46
3
⑦a 106ø12 L=2.40 m
138
11
15
11
21
G
G
H
H
F
F
B
B
C
C
D
D
E
E
A
A
⑯
⑯a
⑰ ⑰a ⑰b ⑰c
⑱
⑲
⑮
⑪
⑭
⑫
⑬c ⑬b ⑬a ⑬
⑦ 106ø12 L=1.60 m
106
19
15
14
⑦
②e ②d ②c ②b ②a ②
④g ④h
④e ④f
④d ④a
④b ④c
⑦a
⑥
⑤
37
60
60
60
60
60
60
60
38
4.95
4.97
93
① ①a
15
27
12
① 63ø16 L=5.45 m
486
15
27
12
①a 63ø16 L=5.45 m
486
⑧ 2x6ø12 L=5.05 m
486

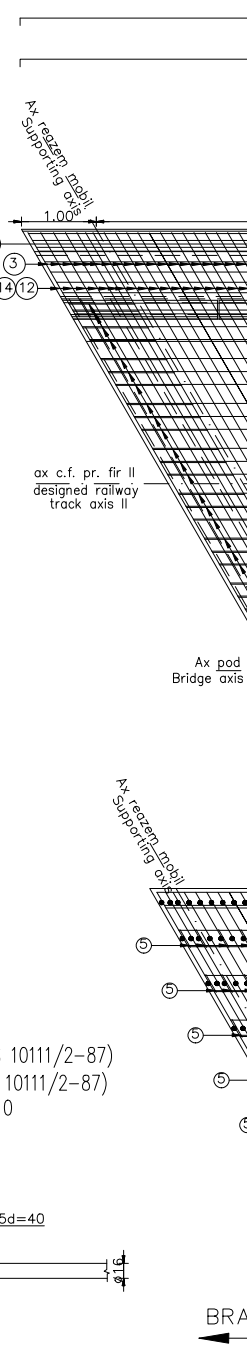

BRASOV
Ax reazem mobil
Supporting axis
1.00
⑪
③
⑭ ⑫
ax c.f. pr. fir II
designed railway track axis II
Ax pod
Bridge axis
Ax reazem mobil
Supporting axis
⑤
⑤
⑤
⑤
BRA

DETALIU "a" (STAS 10111/2-87)
"a" DETAIL (STAS 10111/2-87)

sc. 1:10

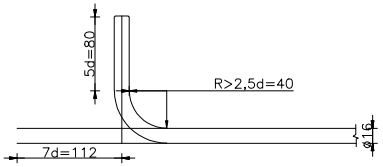

5d=80
R>2,5d=40
ø16
7d=112

SECTIUNE B-B
B-B SECTION

sc. 1:50

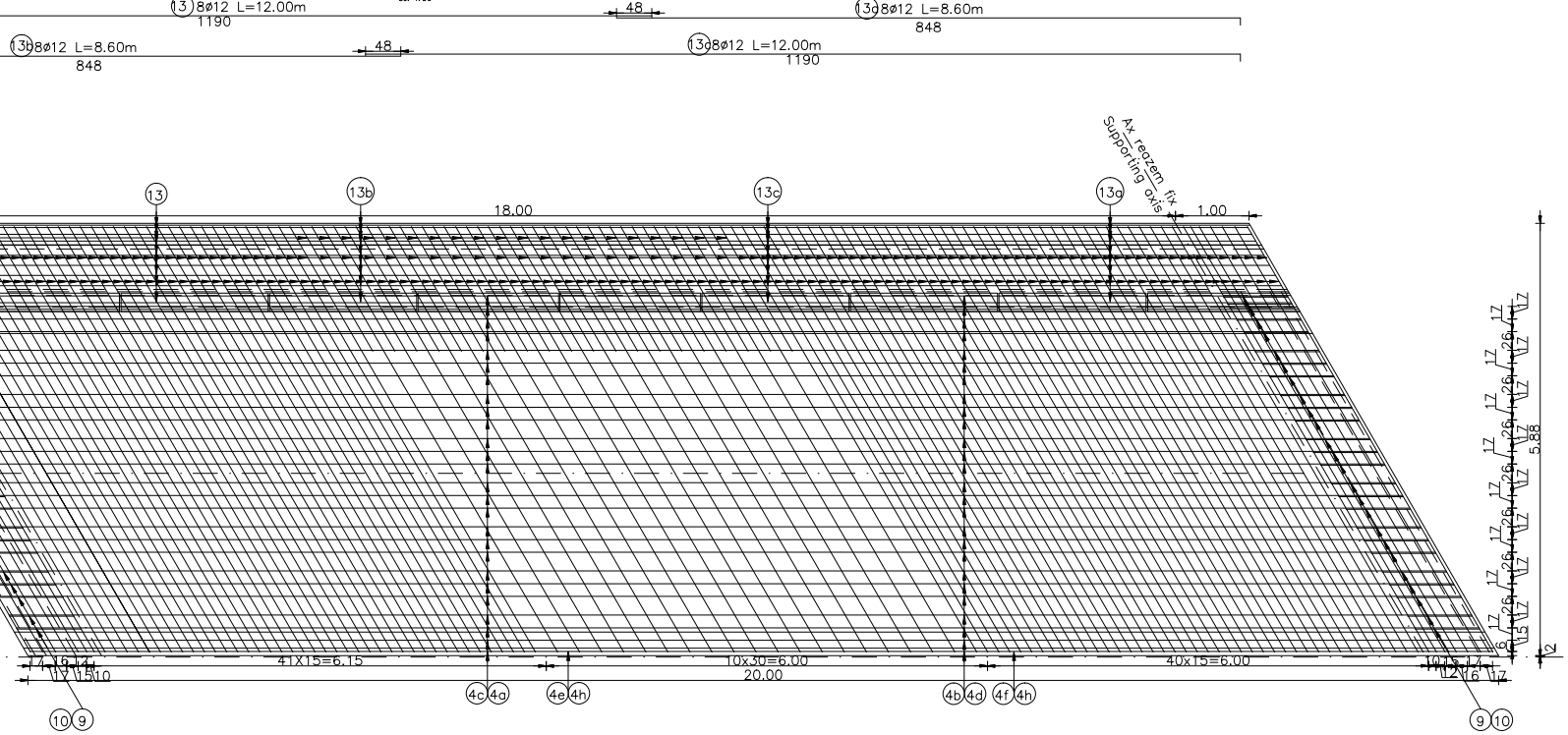
SIGHISOARA
⑬ 8ø12 L=12.00m
1190
48
⑬d 8ø12 L=8.60m
848
⑬b 8ø12 L=8.60m
848
48
⑬c 8ø12 L=12.00m
1190
Ax reazem fix
Supporting axis
⑬
⑬b
⑬c
⑬d
18.00
1.00
41X15=6.15
10x30=6.00
40x15=6.00
20.00
17 15 10
10 15 12 16 17
4c 4a
4e 4h
4b 4d
4f 4h
⑩ ⑨
⑨ ⑩
5.88

SECTIUNE A-A
A-A SECTION

sc. 1:50


2e 2d 2c 2b 2a ②
Ax reazem fix
Supporting axis
⑤
⑤
⑤
Ax pod
Bridge axis ⑥
⑥
35
18.00
35
4.95
ASOV
SIGHISOARA

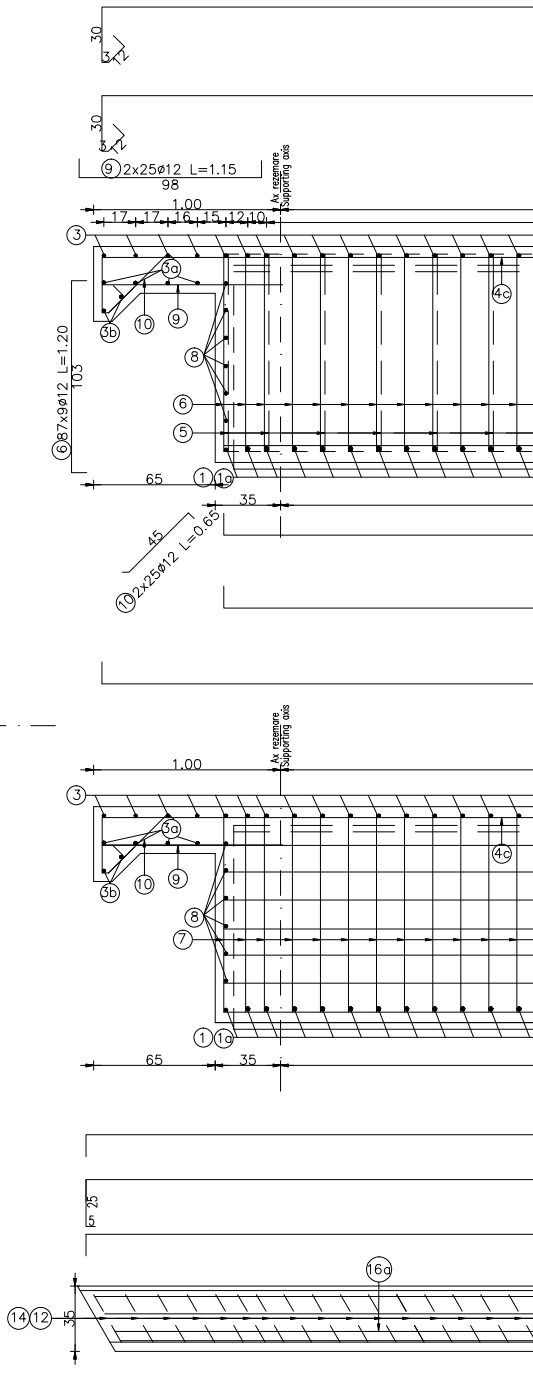
30
30
⑨ 2x25ø12 L=1.15
98
Ax rezemare
Supporting axis
1.00
17 17 16 15 12 10
③
3a
3b
⑩
⑨
⑧
⑥
⑤
4c
⑥ 87x9ø12 L=1.20
103
65
① 1a
35
45
⑩ 2x25ø12 L=0.65
1.00
③
3a
3b
⑩
⑨
⑧
⑦
4c
① 1a
65
35
25
16a
⑭ ⑫
35

SECTIUNE C-C/C-C SECTION

sc. 1:20

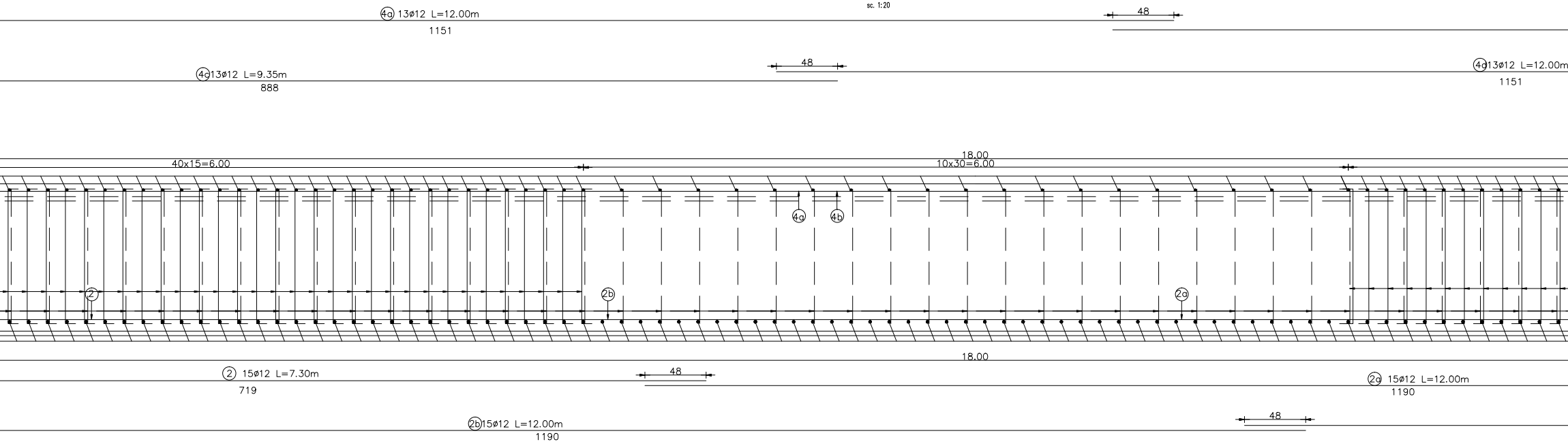

4a 13ø12 L=12.00m
1151
48
4c 13ø12 L=9.35m
888
48
4d 13ø12 L=12.00m
1151
18.00
40x15=6.00
10x30=6.00
4a
4b
2
2b
2a
18.00
2 15ø12 L=7.30m
719
48
2a 15ø12 L=12.00m
1190
2b 15ø12 L=12.00m
1190
48

SECTIUNE D-D/D-D SECTION

sc. 1:20

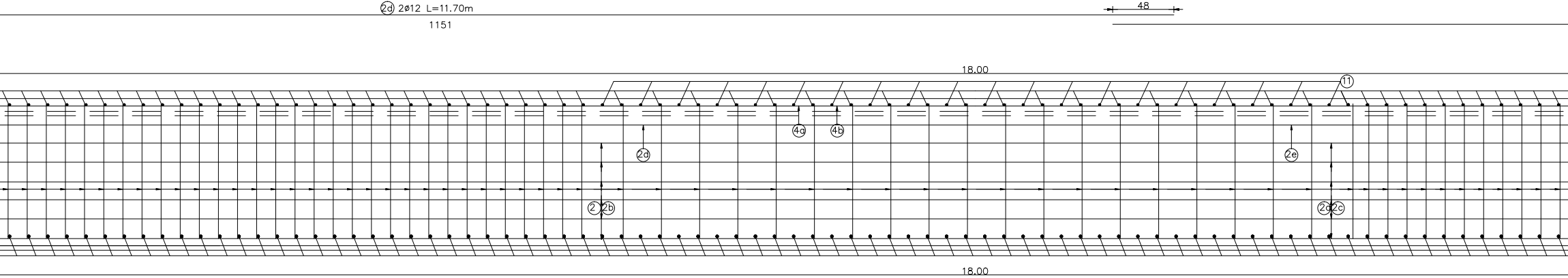

2d 2ø12 L=11.70m
1151
48
18.00
11
4a
4b
2d
2e
2
2b
2d
2c
18.00

VEDERE F-F/VIEW F-F

sc. 1:20

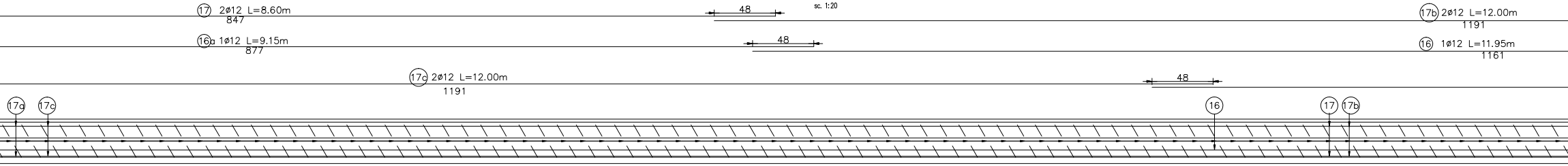

17 2ø12 L=8.60m
847
48
16a 1ø12 L=9.15m
877
48
17b 2ø12 L=12.00m
1191
16 1ø12 L=11.95m
1161
17c 2ø12 L=12.00m
1191
48
17a
17c
16
17
17b

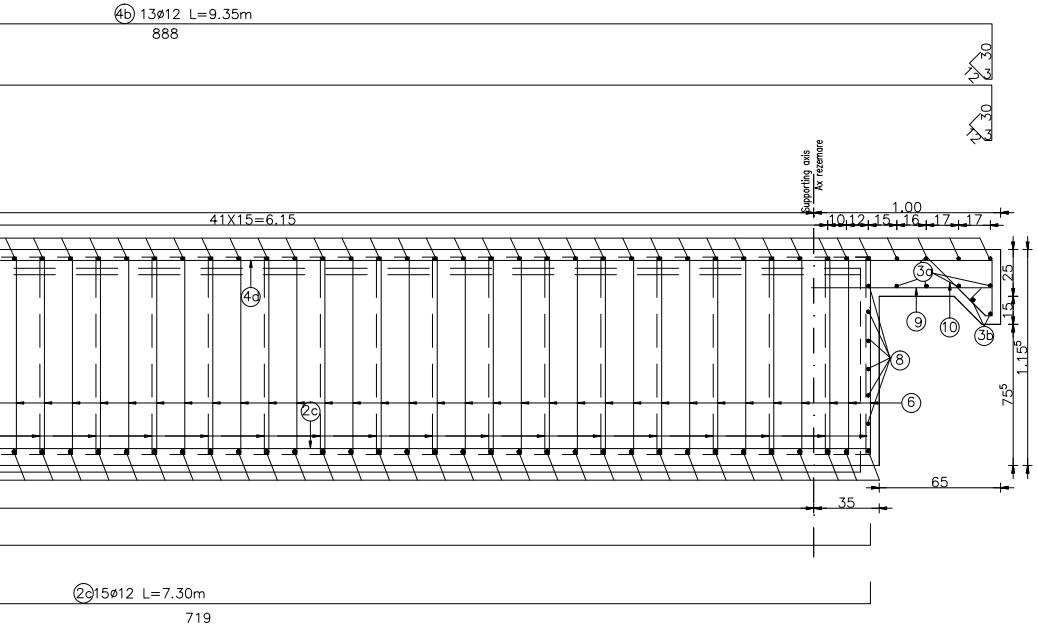

(4b) 13ø12 L=9.35m
888
30
30
Supporting axis
Ax rezemare
41X15=6.15
1.00
10 12 15 16 17 17
(4a)
(3a)
(9)
(10)
(3b)
(8)
(6)
(2c)
25
15
1.15⁵
75⁵
65
35
(2c)15ø12 L=7.30m
719

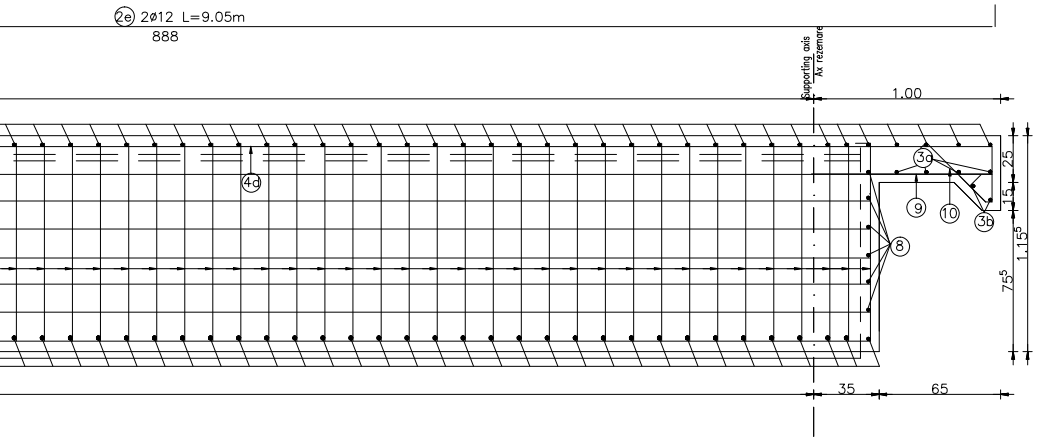

(2e) 2ø12 L=9.05m
888
Supporting axis
Ax rezemare
1.00
(4a)
(3a)
(9)
(10)
(3b)
(8)
25
15
1.15⁵
75⁵
35
65

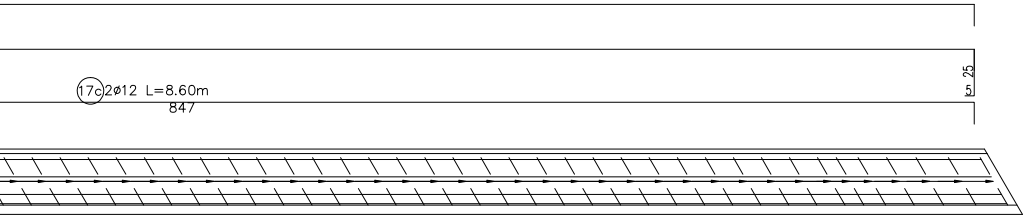

(17c)2ø12 L=8.60m
847
25
5

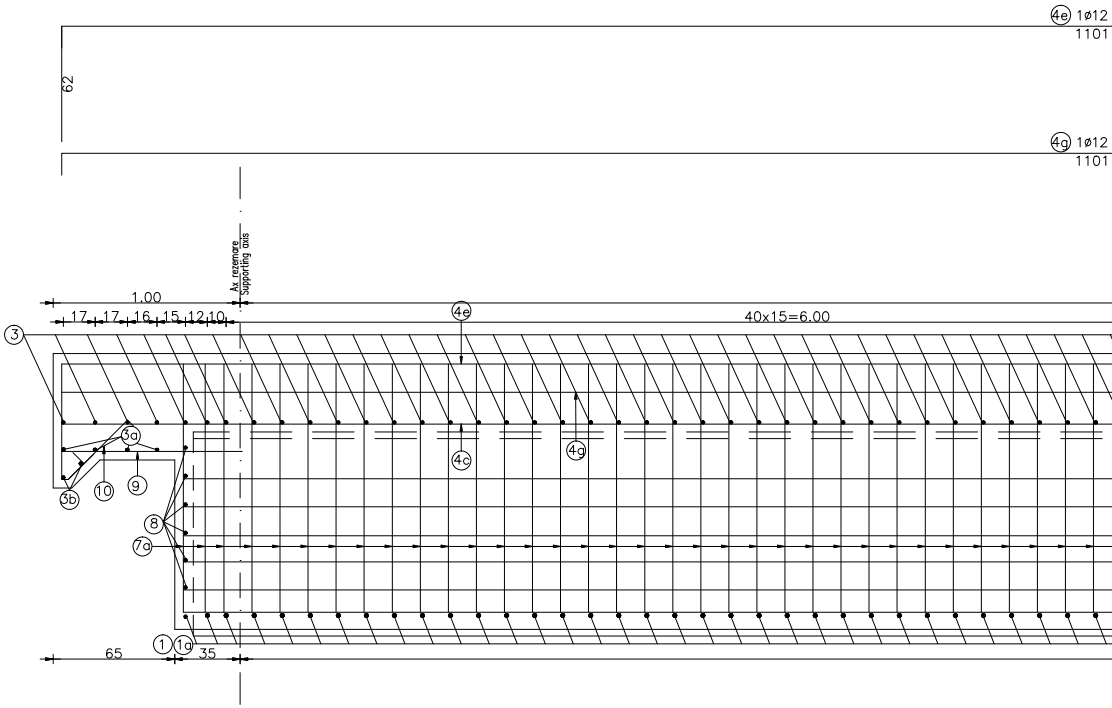

(4e) 1ø12
1101
62
(4g) 1ø12
1101
Ax rezemare
Supporting axis
1.00
17 17 16 15 12 10
(4e)
40x15=6.00
(3)
(3a)
(10)
(9)
(3b)
(4c)
(4g)
(8)
(7a)
(1)
(1a)
65
35

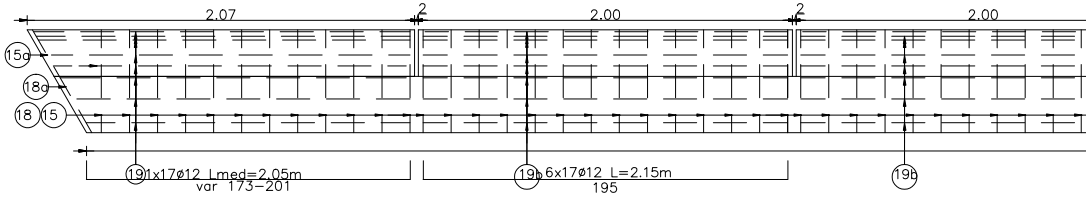

2.07
2
2.00
2
2.00
(15a)
(18a)
(18)
(15)
(19)1x17ø12 Lmed=2.05m
var 173-201
(19b) 6x17ø12 L=2.15m
195
(19b)

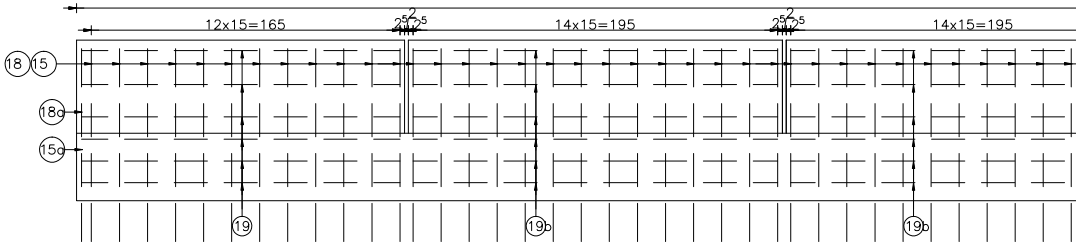

12x15=165
2⁵ 2 2⁵
14x15=195
2⁵ 2 2⁵
14x15=195
(18)
(15)
(18a)
(15a)
(19)
(19b)
(19b)

SECTIUNE E–E/E–E SECTION

sc. 1:20

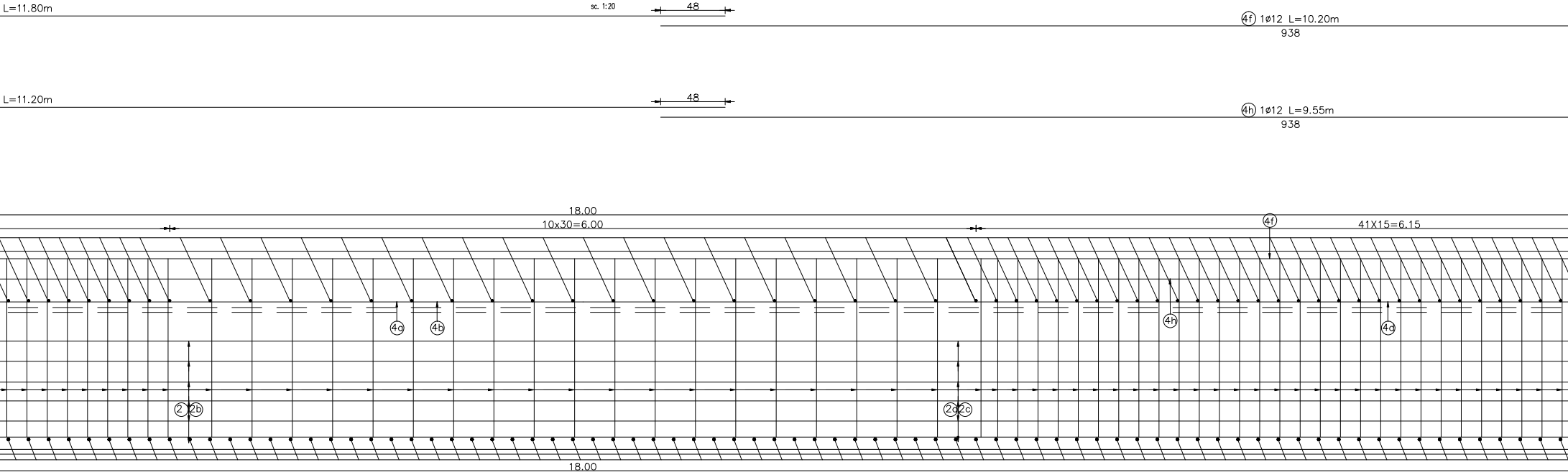
L=11.80m
48
④f 1ø12 L=10.20m
938
L=11.20m
48
④h 1ø12 L=9.55m
938
18.00
10x30=6.00
④f
41X15=6.15
4a
4b
4h
4a
2
2b
2a
2c
18.00

VEDERE G–G/VIEW G–G

sc. 1:20

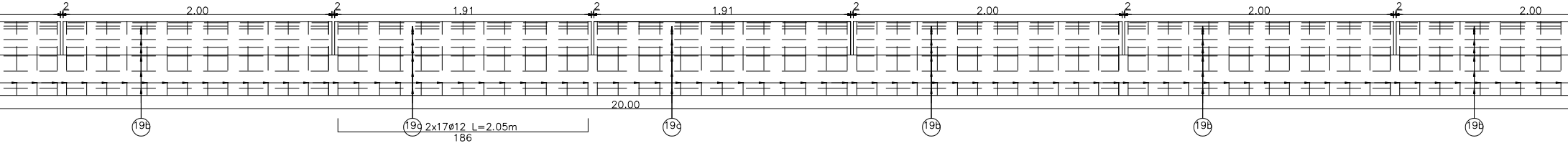
2
2.00
2
1.91
2
1.91
2
2.00
2
2.00
2
2.00
20.00
19b
19a 2x17ø12 L=2.05m
186
19a
19b
19b
19b

VEDERE H–H/VIEW H–H

sc. 1:20

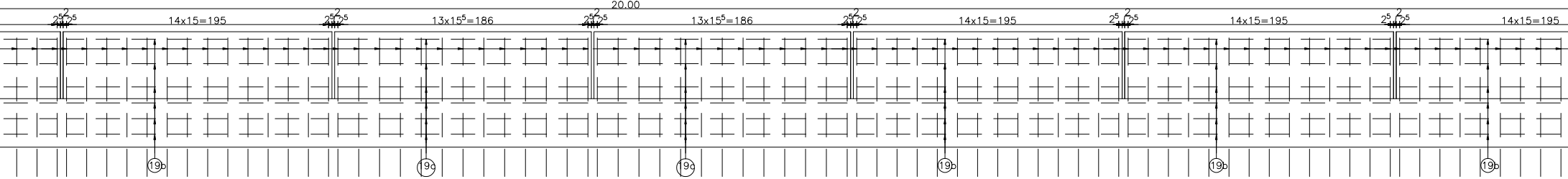
20.00
$2^5 2 2^5$
14x15=195
$2^5 2 2^5$
$13x15^5=186$
$2^5 2 2^5$
$13x15^5=186$
$2^5 2 2^5$
14x15=195
$2^5 2 2^5$
14x15=195
$2^5 2 2^5$
14x15=195
19b
19a
19a
19b
19b
19b

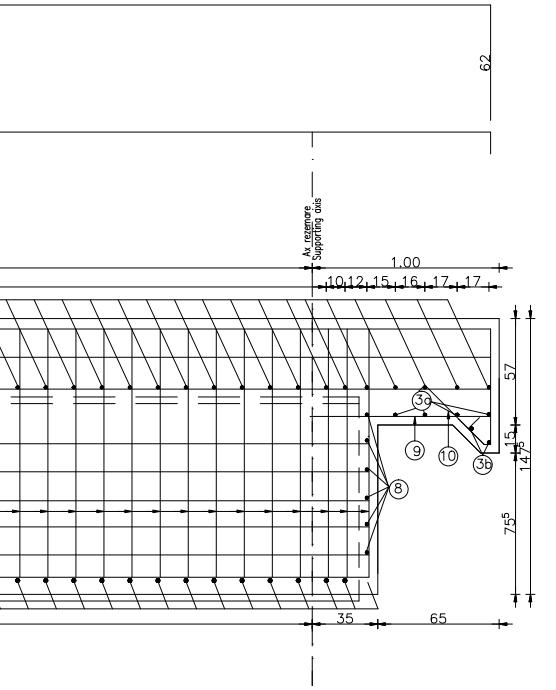
62
Ax rezemare
Supporting axis
1.00
10
12
15
16
17
17
57
15
147⁵
75⁵
3a
9
10
3b
8
35
65

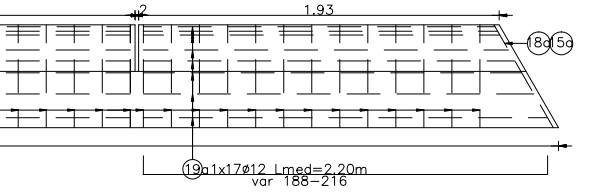
2
1.93
18a
15a
19a 1x17φ12 Lmed=2.20m
var 188−216

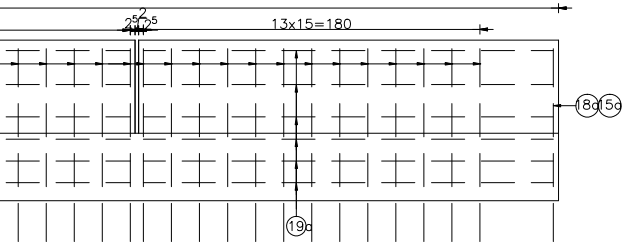
2⁵
2⁵
13x15=180
18a
15a
19a

EXTRAS DE ARMATURA TABLIER
TABLE FOR REINFORCEMENTS FOR SINGLE RAIWAY DECK

Marca	Diametru	Lung./buc.[m]	Nr.buc.	S355	S345
				φ12	φ16
1	16	5,45	63		343,35
1a	16	5,45	63		343,35
2	12	7,30	15	109,50	
2a	12	12,00	15	180,00	
2b	12	12,00	15	180,00	
2c	12	7,30	15	109,50	
2d	12	11,70	2	23,40	
2e	12	9,05	2	18,10	
3	12	7,05	114	803,70	
3a	12	6,95	8	55,60	
3b	12	5,05	4	20,20	
4a	12	12,00	13	156,00	
4b	12	9,35	13	121,55	
4c	12	9,35	13	121,55	
4d	12	12,00	13	156,00	
4e	12	11,80	1	11,80	
4f	12	10,20	1	10,20	
4g	12	11,20	1	11,20	
4h	12	9,55	1	9,55	
5	12	2,50	441	1102,50	
6	12	1,20	783	939,60	
7	12	1,60	106	169,60	
7a	12	2,40	106	254,40	
8	12	5,05	12	60,60	
9	12	1,15	50	57,50	
10	12	0,65	50	57,50	
11	12	1,25	134	32,50	
12	12	2,55	20	51,00	
13	12	12,00	8	96,00	
13a	12	8,60	8	68,80	
13b	12	8,60	8	68,80	
13c	12	12,00	8	96,00	
14	12	1,15	134	154,10	
15	12	2,10	135	283,50	
15a	12	2,15	2	4,30	
16	12	9,15	1	9,15	
16a	12	11,95	1	11,95	
17	12	8,60	2	17,20	
17a	12	12,00	2	24,00	
17b	12	12,00	2	24,00	
17c	12	8,60	2	17,20	
18	12	2,90	135	391,50	
18a	12	2,90	2	5,80	
19	12	2,05	17	34,85	
19a	12	2,20	17	37,40	
19b	12	2,15	102	219,30	
19c	12	2,05	34	69,70	
Lungimi totale pe diametre			(m)	6167,60	686,70
Masa pe metru liniar			(kg/ml)	0,888	1,578
Masa pe diametre			(kg)	5475,70	1083,90
Masa pe tip otel			(kg)	5480,00	1085,00
Masa totala tablier			(kg)	6565,00	
pierderi 5%			(kg)	328,25	
Masa totala tablier			(kg)	6900,00	

Beton: Concrete:	– C30/37 suprastructura/superstructure
Tipul grinzilor: Beams type:	– grinzi metalice sudate/steel welded girders
Otel pentru grinzi: Steel for the beams:	– (OL 37–EP) S275J_3G_3 (EN 10025/2004)
Armatura: Reinforcement:	– S355; S345
Strat de acoperire: Concrete cover	– min. 4cm expunere in aer/air exposed

Se interzice copierea, difuzarea, imprumutarea sau utilizarea in alte scopuri, fara permisiunea AREX Lider Company ca proprietar al desenului. This drawing is forbidden to be copied, lent or used in other purposes than those previously approved by AREX Lider Company as its owner.

D					
C					
B					
A					
Indice Index	Data Date	Modificare Modification/Revision	Proiectant Designer	Aprobat Consultant Approved Consultant	Aprobat CFR Approved CFR

GUVERNUL ROMANIEI
ROMANIAN GOVERNMENT

PROIECT FINANŢAT DE UNIUNEA EURO
EUROPEAN UNION FINANCED PR

CLIENT / CLIENT

C.N.C.F. "C.F.R." - S.A.

ITALFERR
GRUPPO FERROVIE DELLO STATO
Joint Venture leader

Scott Wilson

OBERMEYER
PLANEN + BERATEN GmbH

TECNIC
Consulting Engineers

CONSULTANT / CONSULTANT

			Data Date	Semnătură Signature
Aprobat Approved	Şef proiect Project manager	R. Liuzza		
Aprobat Approved	Coordonator Secţiune 1 Section 1 Coordinator	C. Gambelli		
Verificat Checked	Expert Cheie Checking Expert	V. Kallidromitis		

SUBCONTRACTANT / SUBCONTRACTOR

Aprobat Approved	Responsabil Subconsultant Subconsultant Responsible	A.Stanciu - Dinulescu	01.2012	
Întocmit Elaborated	Proiectant Designer	Olar Mihai	01.2012	

Reabilitarea liniei de cale ferata Braşov - Simeria, parte componentă a coridorului IV Pan European, pentru circulaţia trenurilor cu viteza maximă de 160 km/h,
Tronsonul : Braşov - Sighişoara
Rehabilitation of the railway line Braşov - Simeria, component Part of the IV Pan-European Corridor, for the trains circulation with maximum speed of 160 km/h,
Section : Braşov - Sighişoara

Proiect/Project
2004/RO/16/P/PA/003

Faza / Phase:
D.E. / E.D.

Denumire desen / Drawing Title :

POD Km. 257+483.30 L=18.00m/PLAN ARMARE SUPRASTRUCTURA/LINIA II

BRIDGE Km.257+483.30 D=18.00m/SUPERSTRUCTURE REINFORCEMENT PLAN/TRACK II

Codificare / Codification System	Scara / Scale 1:20,1:50	LOT / LOT	Nr. / No 01 / 01

E A 5 1 | 0 1 | E | 1 5 | B C | P V | 0 3 | 6 | 3 | 0 1 2 | 0