SECTIUNE TRANSVERSALA TABLIER POD
BRIDGE DECK CROSS SECTION
sc. 1:20

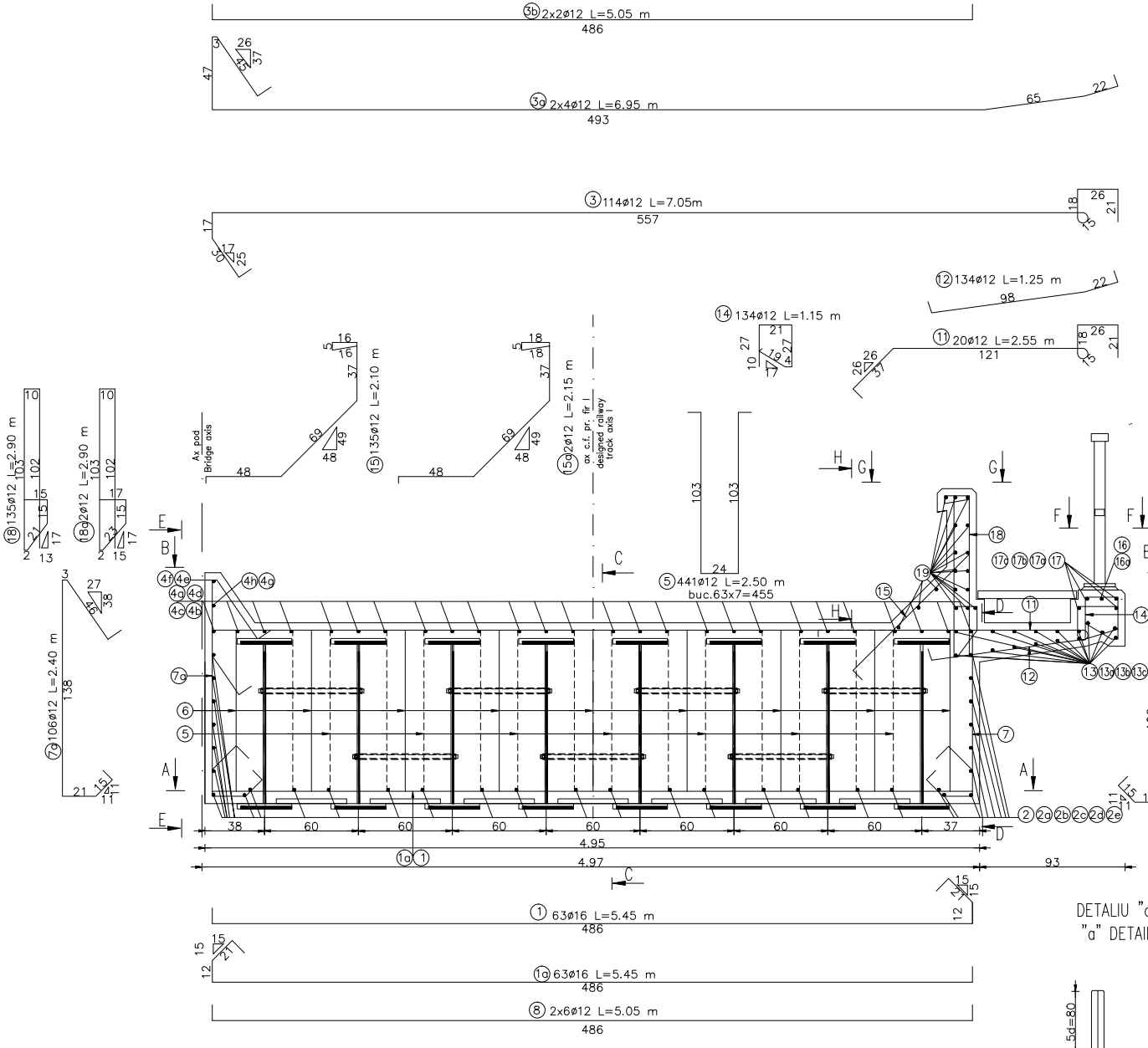
③b 2x2ø12 L=5.05 m
486
③a 2x4ø12 L=6.95 m
493
65
22
③ 114ø12 L=7.05m
557
⑫ 134ø12 L=1.25 m
98
⑭ 134ø12 L=1.15 m
⑪ 20ø12 L=2.55 m
121
⑮ 135ø12 L=2.10 m
⑮a 2ø12 L=2.15 m
ax c.f. pr. fir I
designed railway track axis I
Ax pod
Bridge axis
⑱ 135ø12 L=2.90 m
⑱a 2ø12 L=2.90 m
⑦a 106ø12 L=2.40 m
138
⑤ 441ø12 L=2.50 m
buc.63x7=455
103
24
⑦ 106ø12 L=1.60 m
106
A
B
C
D
E
F
G
H
④f ④e ④a ④d ④c ④b ④h ④g
⑦a ⑥ ⑤ ⑦
⑲ ⑮ ⑱ ⑪ ⑫ ⑭
⑰c ⑰b ⑰a ⑰
⑯ ⑯a
⑬ ⑬a ⑬b ⑬c
② ②a ②b ②c ②d ②e
①a ①
38 60 60 60 60 60 60 60 37
4.95
4.97
93
① 63ø16 L=5.45 m
486
①a 63ø16 L=5.45 m
486
⑧ 2x6ø12 L=5.05 m
486

DETALIU "a" (STAS 10111/2-87)
"a" DETAIL (STAS 10111/2-87)
sc. 1:10

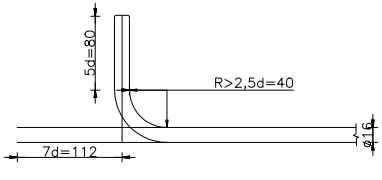
5d=80
R>2,5d=40
7d=112
ø16

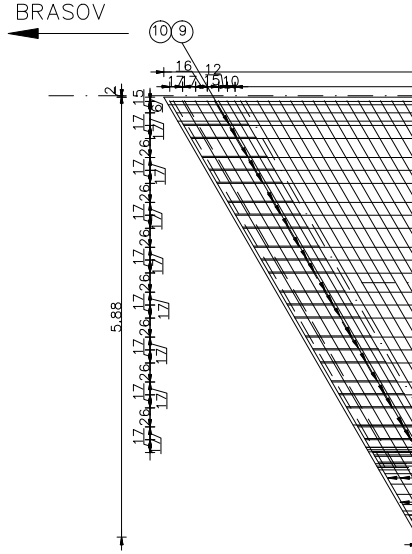
BRASOV
⑩ ⑨
16 12
5.88

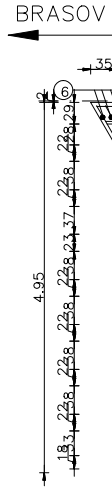
BRASOV
⑥
35
4.95

SECTIUNE B-B
B-B SECTION
sc. 1:50

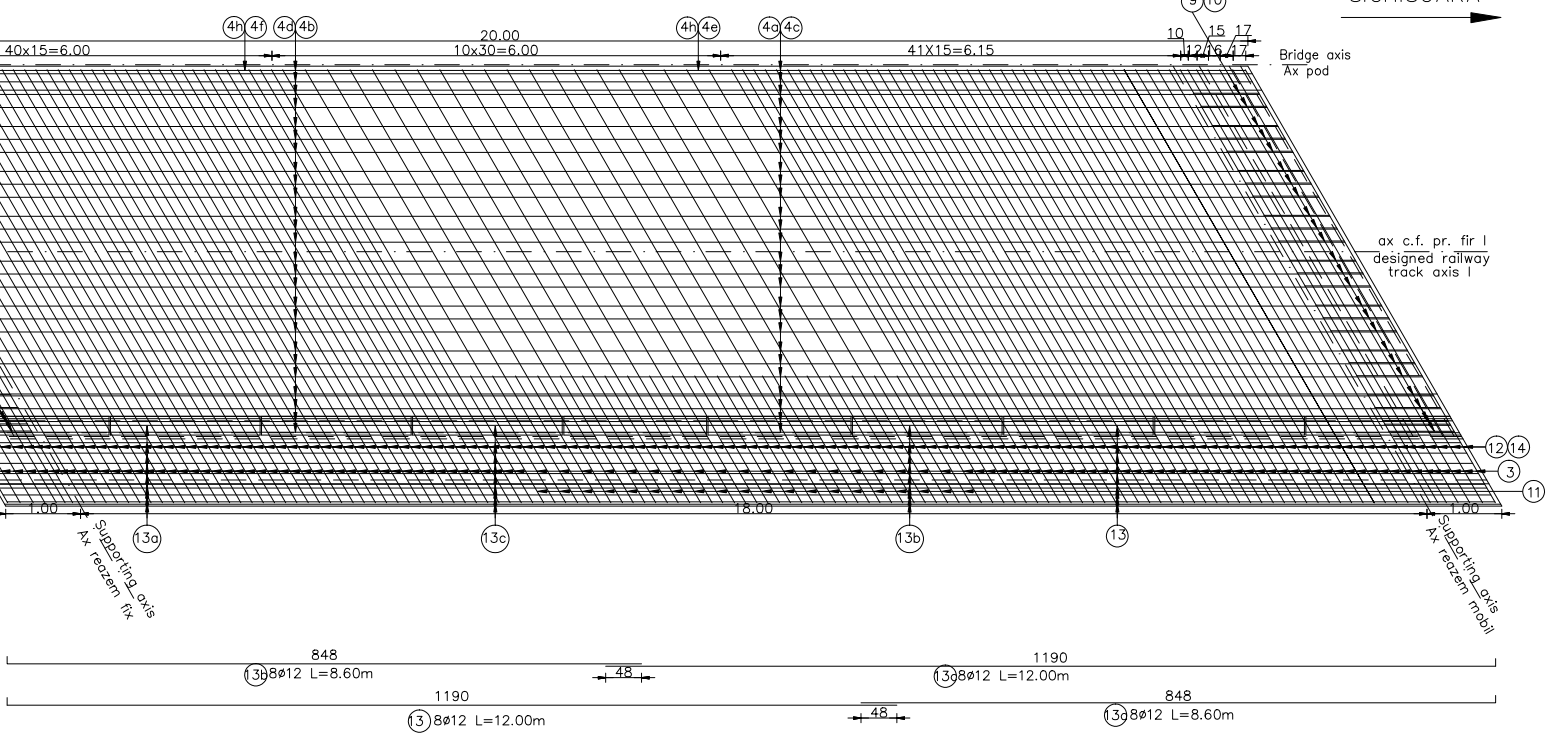
SIGHISOARA
4h 4f 4d 4b
4h 4e
4a 4c
9 10
40x15=6.00
20.00
10x30=6.00
41X15=6.15
10 15 17
12 16 17
Bridge axis
Ax pod
ax c.f. pr. fir I
designed railway track axis I
12 14
3
11
1.00
18.00
1.00
13a
13c
13b
13
Supporting axis
Ax reazem fix
Supporting axis
Ax reazem mobil
848
13b 8ø12 L=8.60m
48
1190
13c 8ø12 L=12.00m
1190
13 8ø12 L=12.00m
48
848
13a 8ø12 L=8.60m

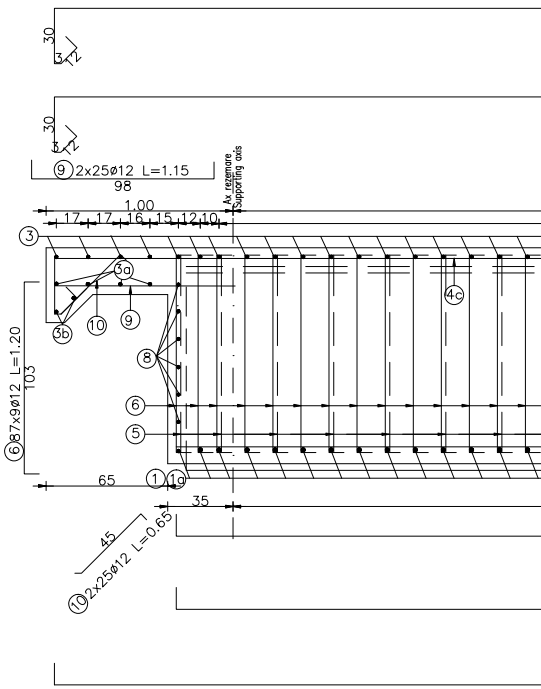
30
3
12
30
3
12
9 2x25ø12 L=1.15
98
Ax rezemare
Supporting axis
1.00
17 17 16 15 12 10
3
3a
3b
10
9
8
6
5
4c
6 87x9ø12 L=1.20
103
65
1 1a
35
45
10 2x25ø12 L=0.65

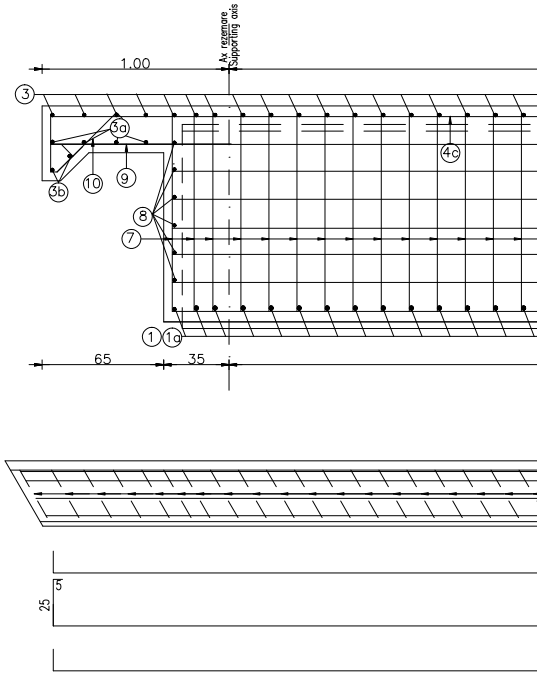
Ax rezemare
Supporting axis
1.00
3
3a
3b
10
9
8
7
4c
1 1a
65
35
25
5

SECTIUNE A-A
A-A SECTION
sc. 1:50

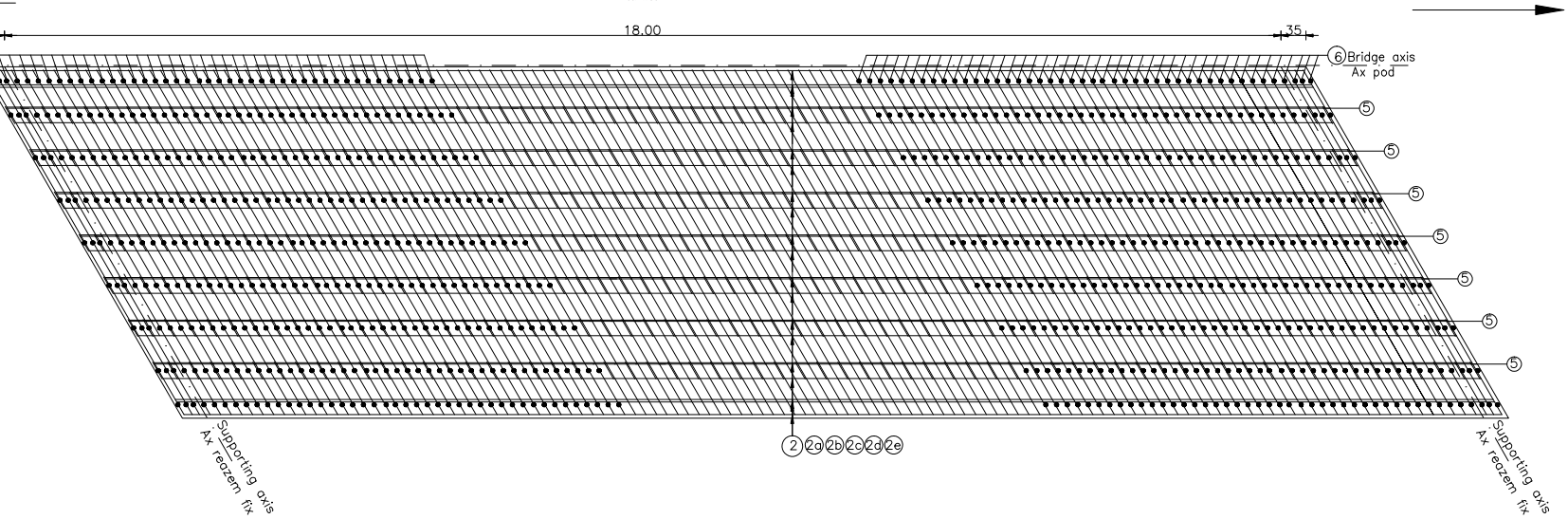
SIGHISOARA
18.00
35
6 Bridge axis
Ax pod
5
5
5
5
5
5
5
2 2a 2b 2c 2d 2e
Supporting axis
Ax reazem fix
Supporting axis
Ax reazem fix

SECTIUNE C-C/C-C SECTION

sc. 1:20

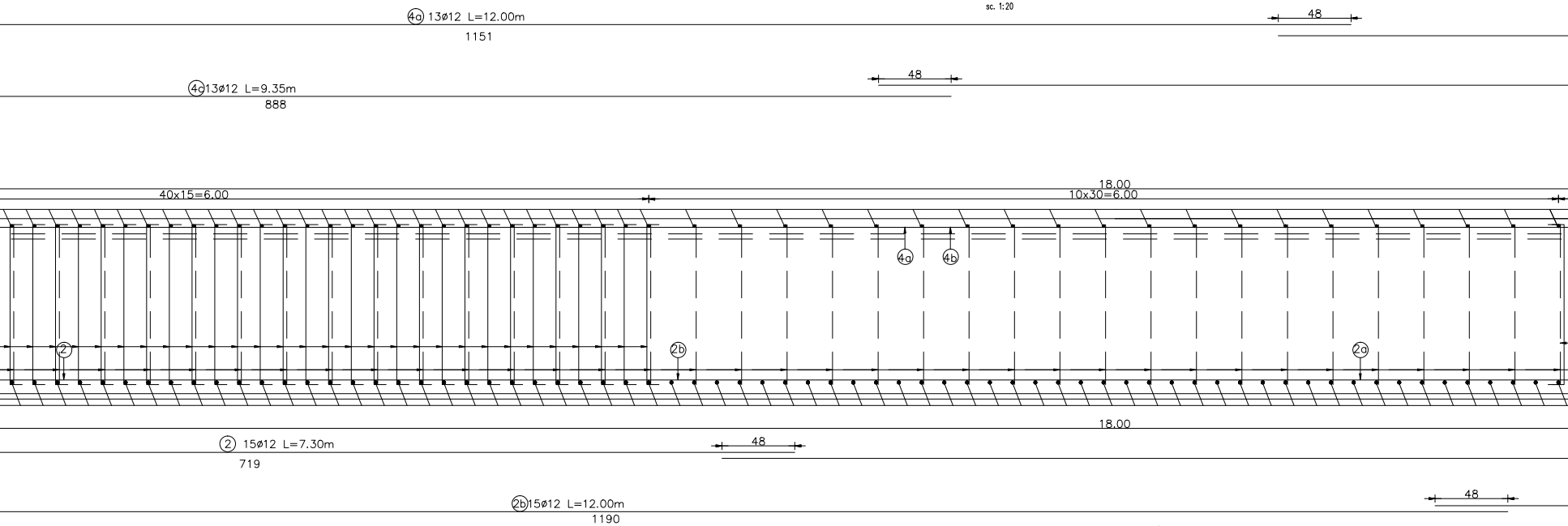
4a 13ø12 L=12.00m
1151
48
4c 13ø12 L=9.35m
888
48
18.00
40x15=6.00
10x30=6.00
4a
4b
2
2b
2a
18.00
2 15ø12 L=7.30m
719
48
2b 15ø12 L=12.00m
1190
48

SECTIUNE D-D/D-D SECTION

sc. 1:20

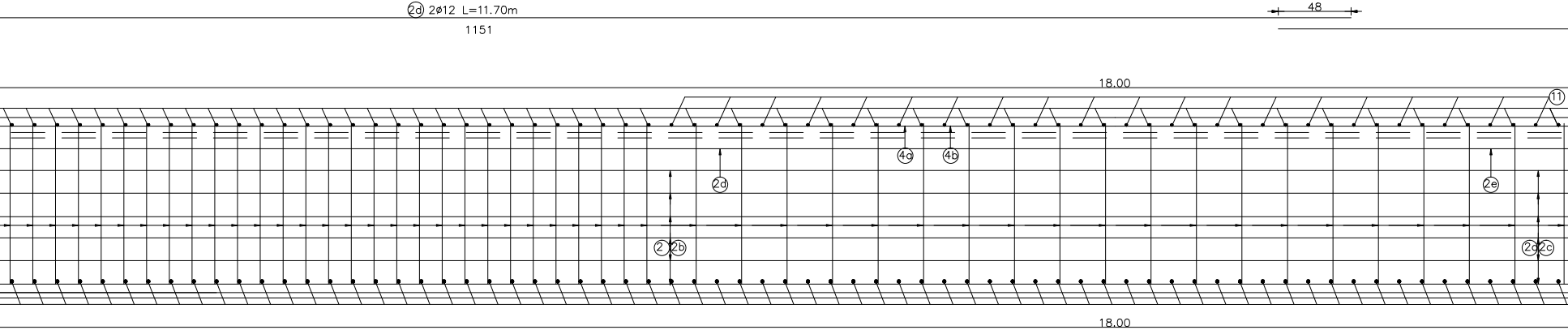
2d 2ø12 L=11.70m
1151
48
18.00
11
4a
4b
2d
2e
2
2b
2d
2c
18.00

VEDERE F-F/VIEW F-F

sc. 1:20

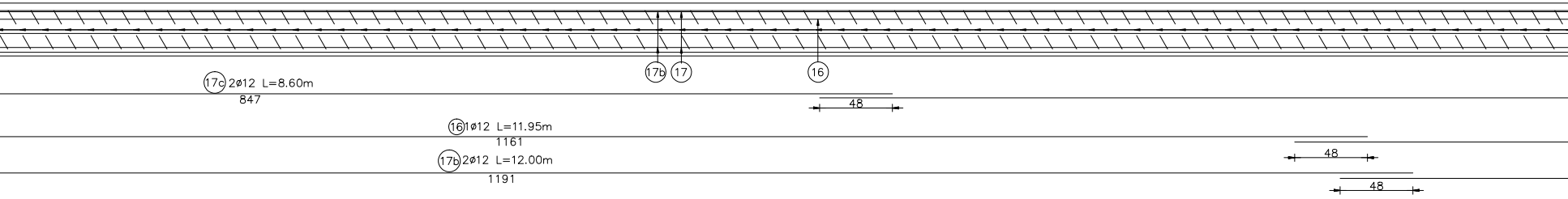
17b
17
16
17c 2ø12 L=8.60m
847
48
16 1ø12 L=11.95m
1161
48
17b 2ø12 L=12.00m
1191
48

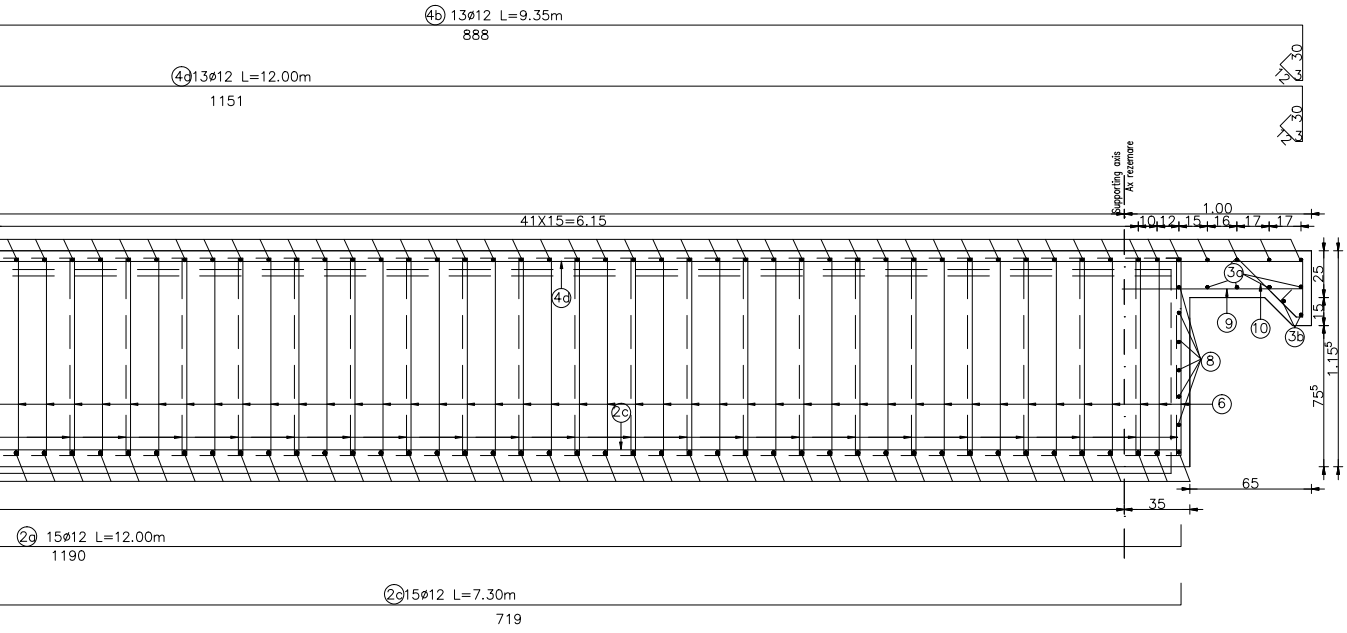
4b 13ø12 L=9.35m
888
30
4a 13ø12 L=12.00m
1151
30
Supporting axis
Ax rezemare
41X15=6.15
1.00
10 12 15 16 17 17
3a
4d
9
10
3b
25
15
1.15⁵
8
6
2c
75⁵
65
35
2a 15ø12 L=12.00m
1190
2c 15ø12 L=7.30m
719

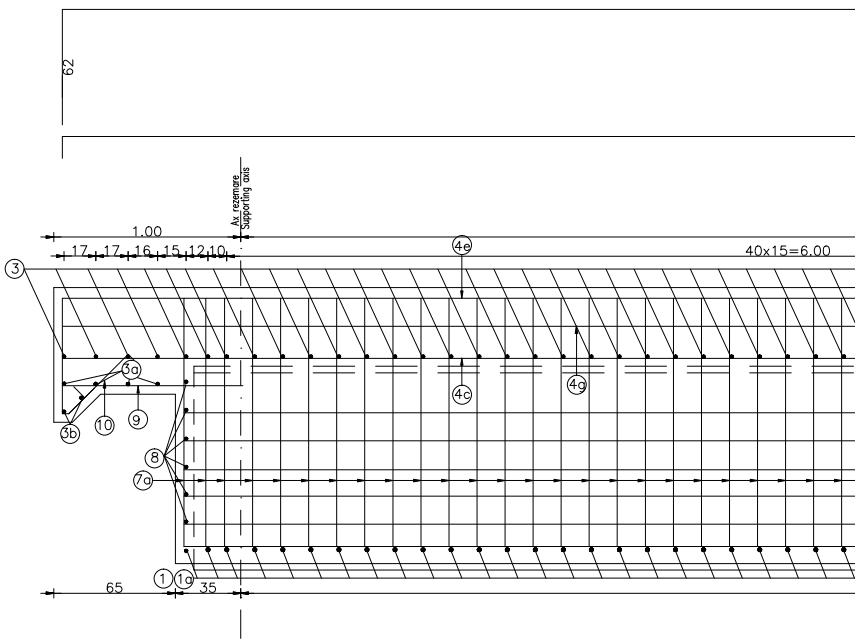
62
Ax rezemare
Supporting axis
1.00
17 17 16 15 12 10
4e
40x15=6.00
3
3a
4c
4g
3b
10
9
8
7a
1 1a
65
35

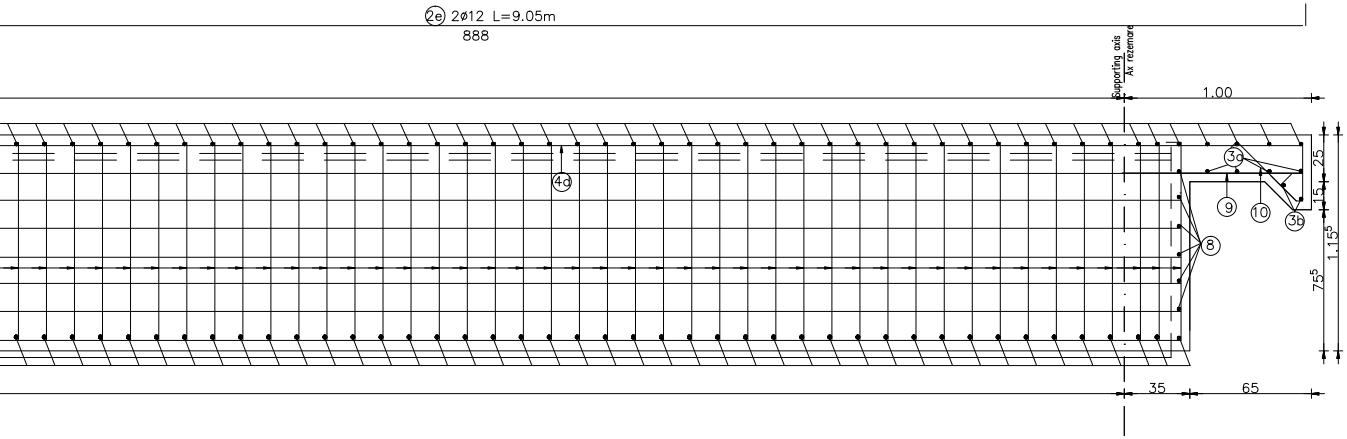
2e 2ø12 L=9.05m
888
Supporting axis
Ax rezemare
1.00
3a
4d
25
9
10
3b
15
8
1.15⁵
75⁵
35
65

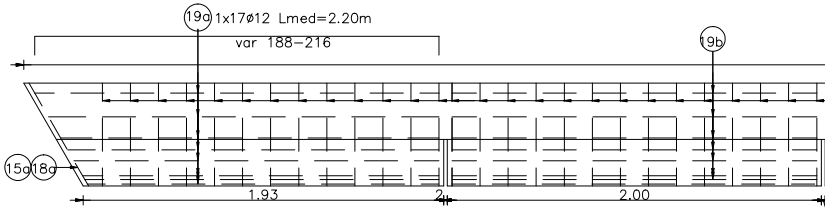
19a 1x17ø12 Lmed=2.20m
var 188–216
19b
15a 18a
1.93
2
2.00

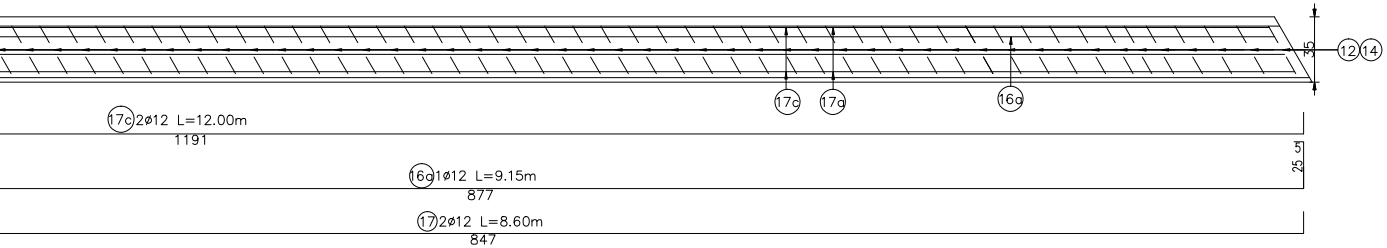
35
12 14
17c
17a
16a
17c 2ø12 L=12.00m
1191
16a 1ø12 L=9.15m
877
25
17 2ø12 L=8.60m
847

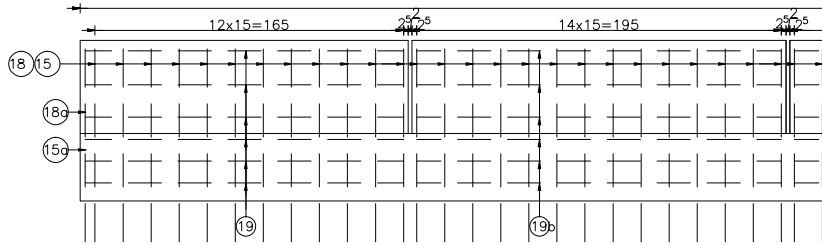
2
12x15=165
2⁵ 2⁵
14x15=195
2
2⁵ 2⁵
18 15
18a
15a
19
19b

SECTIUNE E-E/E-E SECTION

sc. 1:20

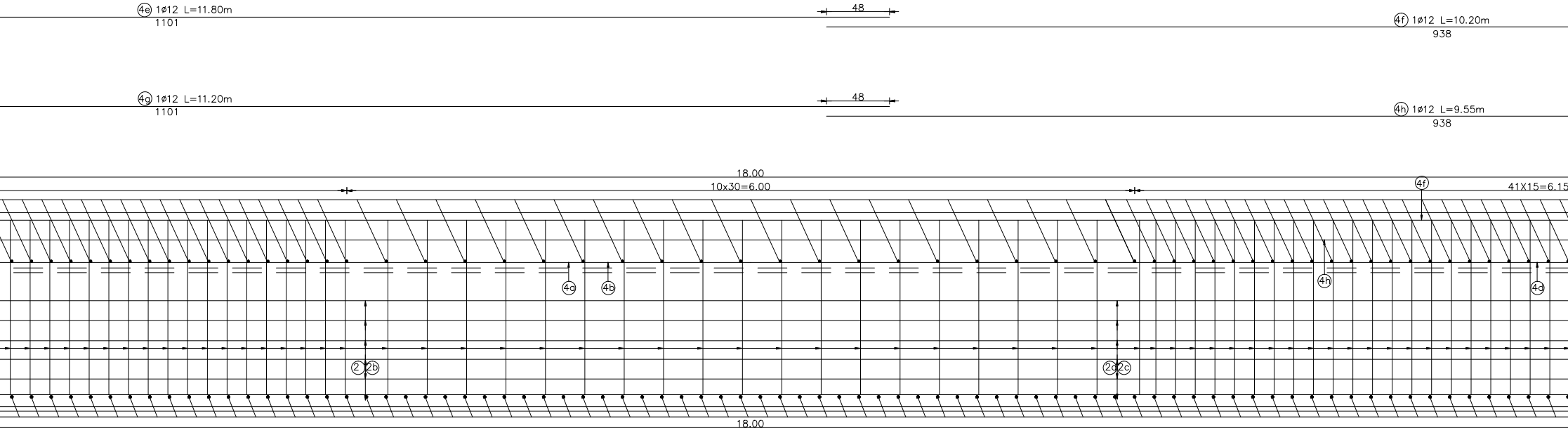

4e 1ø12 L=11.80m
1101
48
4f 1ø12 L=10.20m
938
4g 1ø12 L=11.20m
1101
48
4h 1ø12 L=9.55m
938
18.00
10x30=6.00
4f
41X15=6.15
4a
4b
4h
4d
2
2b
2a
2c
18.00

VEDERE G-G/VIEW G-G

sc. 1:20

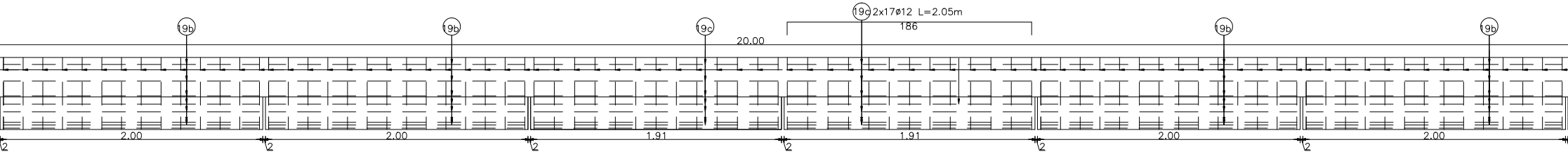

19b
19b
19c
19c 2x17ø12 L=2.05m
186
20.00
19b
19b
2
2.00
2
2.00
2
1.91
2
1.91
2
2.00
2
2.00

VEDERE H-H/VIEW H-H

sc. 1:20

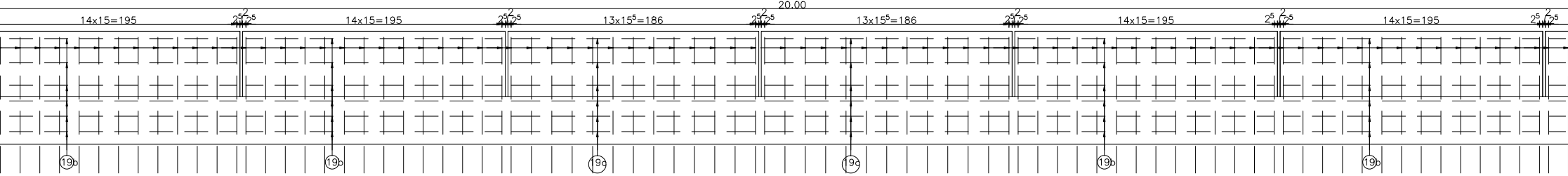

20.00
14x15=195
2⁵ 2 2⁵
14x15=195
2⁵ 2 2⁵
13x15⁵=186
2⁵ 2 2⁵
13x15⁵=186
2⁵ 2 2⁵
14x15=195
2⁵ 2 2⁵
14x15=195
2⁵ 2 2⁵
19b
19b
19c
19c
19b
19b

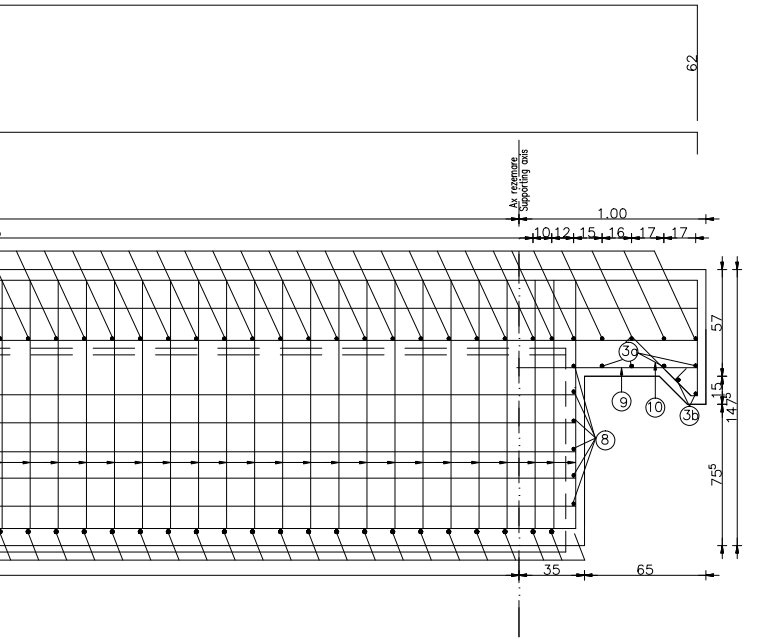
62
Ax rezemare
Supporting axis
1.00
10
12
15
16
17
17
57
15
14⁵
75⁵
3a
9
10
3b
8
35
65

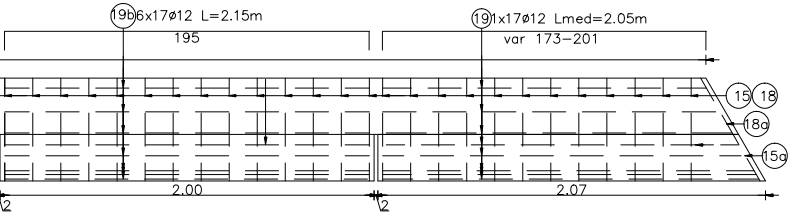
19b 6x17ø12 L=2.15m
195
19 1x17ø12 Lmed=2.05m
var 173−201
15
18
18a
15a
2.00
2.07
2
2

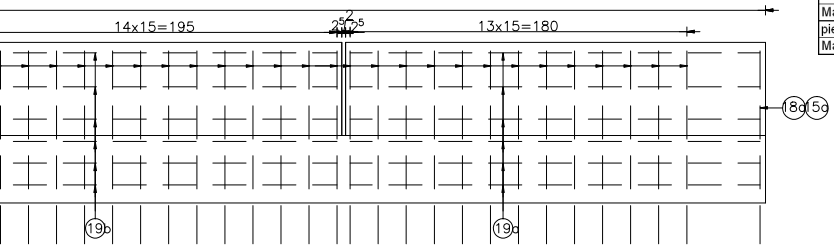
14x15=195
2⁵
2⁵
2
13x15=180
18a
15a
19b
19a

EXTRAS DE ARMATURA TABLIER
TABLE FOR REINFORCEMENTS FOR SINGLE RAIWAY DECK

Marca	Diametru	Lung./buc.[m]	Nr.buc.	S355	S345
				⌀12	⌀16
1	16	5,45	63		343,35
1a	16	5,45	63		343,35
2	12	7,30	15	109,50	
2a	12	12,00	15	180,00	
2b	12	12,00	15	180,00	
2c	12	7,30	15	109,50	
2d	12	11,70	2	23,40	
2e	12	9,05	2	18,10	
3	12	7,05	114	803,70	
3a	12	6,95	8	55,60	
3b	12	5,05	4	20,20	
4a	12	12,00	13	156,00	
4b	12	9,35	13	121,55	
4c	12	9,35	13	121,55	
4d	12	12,00	13	156,00	
4e	12	11,80	1	11,80	
4f	12	10,20	1	10,20	
4g	12	11,20	1	11,20	
4h	12	9,55	1	9,55	
5	12	2,50	441	1102,50	
6	12	1,20	783	939,60	
7	12	1,60	106	169,60	
7a	12	2,40	106	254,40	
8	12	5,05	12	60,60	
9	12	1,15	50	57,50	
10	12	0,65	50	57,50	
11	12	1,25	134	32,50	
12	12	2,55	20	51,00	
13	12	12,00	8	96,00	
13a	12	8,60	8	68,80	
13b	12	8,60	8	68,80	
13c	12	12,00	8	96,00	
14	12	1,15	134	154,10	
15	12	2,10	135	283,50	
15a	12	2,15	2	4,30	
16	12	9,15	1	9,15	
16a	12	11,95	1	11,95	
17	12	8,60	2	17,20	
17a	12	12,00	2	24,00	
17b	12	12,00	2	24,00	
17c	12	8,60	2	17,20	
18	12	2,90	135	391,50	
18a	12	2,90	2	5,80	
19	12	2,05	17	34,85	
19a	12	2,20	17	37,40	
19b	12	2,15	102	219,30	
19c	12	2,05	34	69,70	
Lungimi totale pe diametre			(m)	6167,60	686,70
Masa pe metru liniar			(kg/ml)	0,888	1,578
Masa pe diametre			(kg)	5475,70	1083,90
Masa pe tip otel			(kg)	5480,00	1085,00
Masa totala tablier			(kg)	6565,00	
pierderi 5%			(kg)	328,25	
Masa totala tablier			(kg)	6900,00	

Beton: Concrete:	− C30/37 suprastructura/superstructure
Tipul grinzilor: Beams type:	− grinzi metalice sudate/steel welded girders
Otel pentru grinzi: Steel for the beams:	− (OL 37−EP) $S275J_3G_3$ (EN 10025/2004)
Armatura: Reinforcement:	− S355;S345
Strat de acoperire: Concrete cover	− min. 4cm expunere in aer/air exposed

Se interzice copierea, difuzarea, imprumutarea sau utilizarea in alte scopuri, fara permisiunea AREX Lider Company ca proprietar al desenului. This drawing is forbidden to be copied, lent or used in other purposes than those previously approved by AREX Lider Company as its owner.

Indice Index	Data Date	Modificare Modification/Revision	Proiectant Designer	Aprobat Consultant Approved Consultant	Aprobat CFR Approved CFR
D					
C					
B					
A					

GUVERNUL ROMANIEI
ROMANIAN GOVERNMENT

PROIECT FINANȚAT DE UNIUNEA EURO
EUROPEAN UNION FINANCED PR

CLIENT / CLIENT

CFR

C.N.C.F. "C.F.R." - S.A.

ITALFERR
GRUPPO FERROVIE DELLO STATO
Joint Venture leader

Scott Wilson

OBERMEYER
PLANEN + BERATEN GmbH

TECNIC
Consulting Engineers

CONSULTANT / CONSULTANT

			Data Date	Semnătură Signature
Aprobat Approved	Şef proiect Project manager	R. Liuzza		
Aprobat Approved	Coordonator Secțiune 1 Section 1 Coordinator	C. Gambelli		
Verificat Checked	Expert Cheie Checking Expert	V. Kallidromitis		VK

SUBCONTRACTANT / SUBCONTRACTOR

AREX COMPANY

Aprobat Approved	Responsabil Subconsultant Subconsultant Responsible	A.Stanciu - Dinulescu	01.2012	
Întocmit Elaborated	Proiectant Designer	Olar Mihai	01.2012	

Reabilitarea liniei de cale ferata Brașov - Simeria, parte componentă a coridorului IV Pan European, pentru circulația trenurilor cu viteza maximă de 160 km/h,
Tronsonul : Brașov - Sighișoara
Rehabilitation of the railway line Brașov - Simeria, component Part of the IV Pan-European Corridor, for the trains circulation with maximum speed of 160 km/h,
Section : Brașov - Sighișoara

Proiect/Project
2004/RO/16/P/PA/003

Faza / Phase:
D.E. / E.D.

Denumire desen / Drawing Title :
POD Km. 258+563.472 L=18.00m/PLAN ARMARE SUPRASTRUCTURA/LINIA I
BRIDGE Km.258+563.472 D=18.00m/SUPERSTRUCTURE REINFORCEMENT PLAN/TRACK I

Codificare / Codification System	Scara / Scale 1:20,1:50	LOT / LOT	Nr. / No 01 / 01

E A 5 1 | 0 1 | E | 1 5 | B C | P V | 0 3 | 7 | 3 | 0 1 6 | 0