SECTIUNE TRANSVERSALA TABLIER POD
BRIDGE DECK CROSS SECTION

sc. 1:20

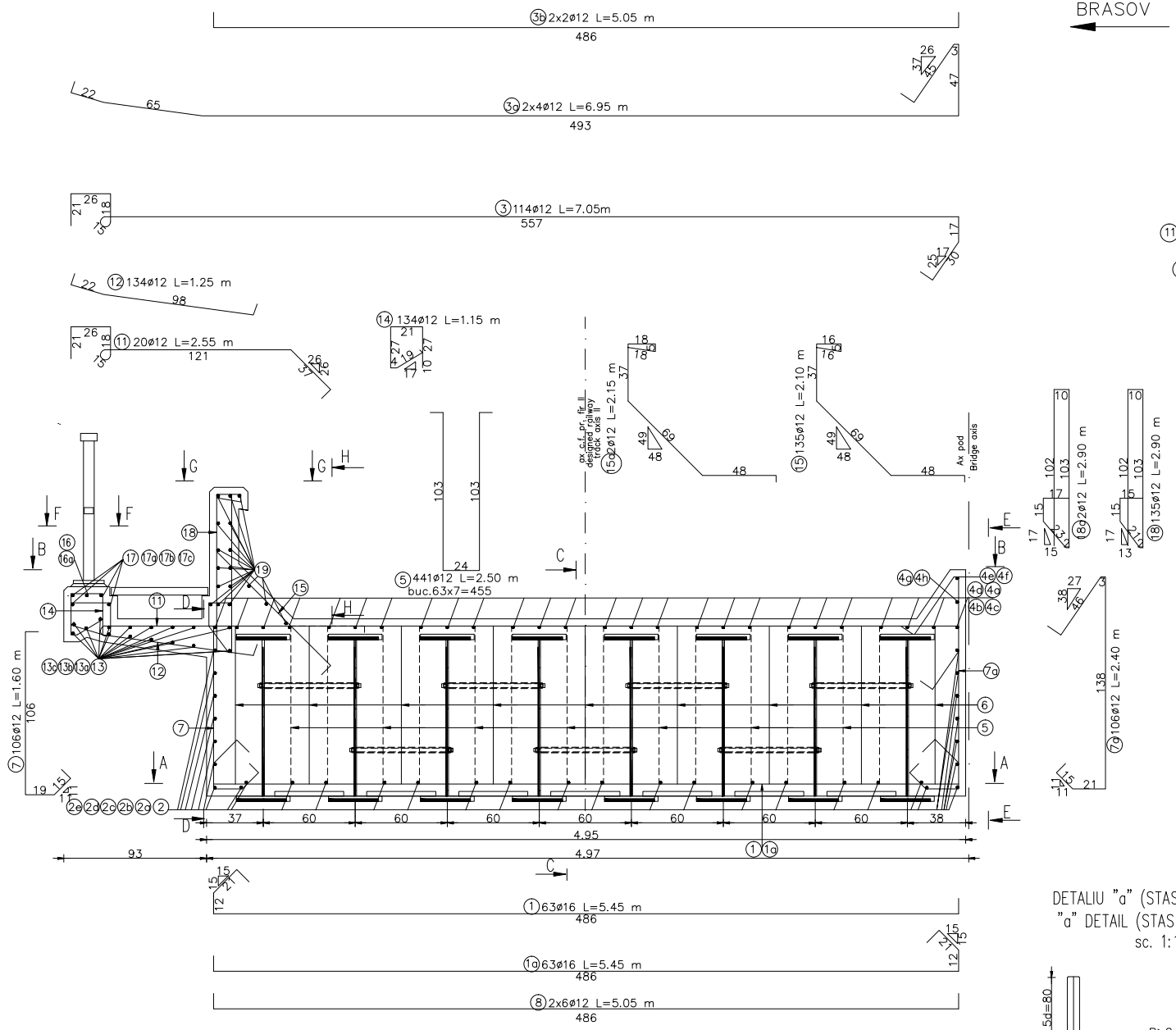
③b 2x2ø12 L=5.05 m
486
③a 2x4ø12 L=6.95 m
493
22
65
26
37
45
47
3
③ 114ø12 L=7.05m
557
21
26
18
15
17
25
17
30
⑫ 134ø12 L=1.25 m
98
⑪ 20ø12 L=2.55 m
121
26
37
26
⑭ 134ø12 L=1.15 m
21
27
4
19
27
10
17
⑮a 2ø12 L=2.15 m
ax c.f. pr. fir II
designed railway track axis II
⑮ 135ø12 L=2.10 m
18
18
16
16
37
49
48
69
48
Ax pod
Bridge axis
103
103
24
⑤ 441ø12 L=2.50 m
buc.63x7=455
⑱a 2ø12 L=2.90 m
⑱ 135ø12 L=2.90 m
10
102
103
17
15
15
⑦a 106ø12 L=2.40 m
27
38
46
3
138
15
11
21
⑦ 106ø12 L=1.60 m
106
19
15
11
F
F
G
G
H
H
B
B
C
C
D
D
E
E
A
A
⑯
⑯a
⑰ ⑰a ⑰b ⑰c
⑱
⑲
⑭
⑪
⑮
⑫
⑬c ⑬b ⑬a ⑬
⑦
②e ②d ②c ②b ②a ②
④g ④h ④e ④f ④d ④a ④b ④c
⑦a
⑥
⑤
37
60
60
60
60
60
60
60
38
4.95
4.97
93
① ①a
15
15
21
12
① 63ø16 L=5.45 m
486
15
21
15
12
①a 63ø16 L=5.45 m
486
⑧ 2x6ø12 L=5.05 m
486

BRASOV

SECTIUNE B-B
B-B SECTION

sc. 1:50

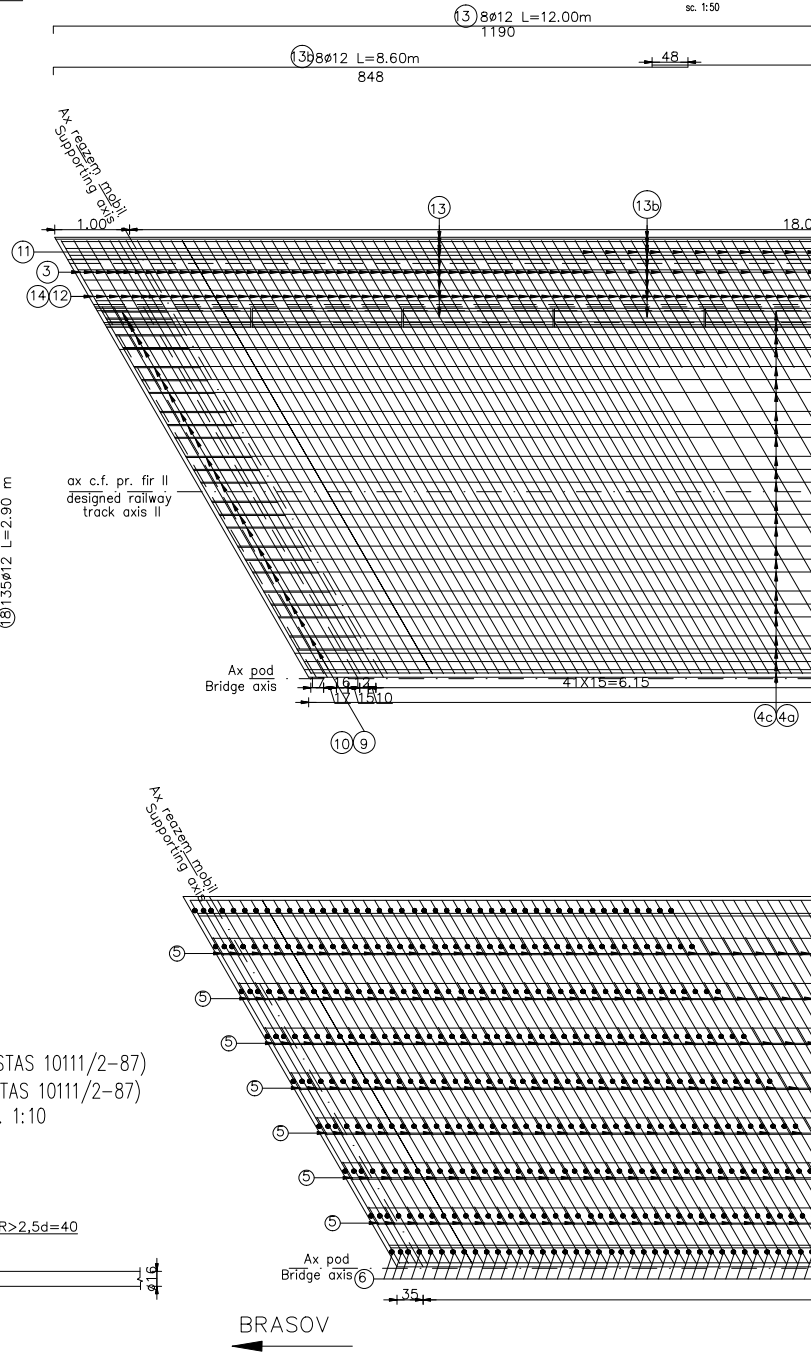
⑬ 8ø12 L=12.00m
1190
⑬b 8ø12 L=8.60m
848
48
Ax reazem mobil
Supporting axis
1.00
⑬
⑬b
18.0
⑪
③
⑭ ⑫
ax c.f. pr. fir II
designed railway
track axis II
Ax pod
Bridge axis
17 16 2
17 15 10
41X15=6.15
⑩ ⑨
④c ④a
Ax reazem mobil
Supporting axis
⑤
⑤
⑤
⑤
⑤
⑤
⑤
Ax pod
Bridge axis ⑥
35
BRASOV

DETALIU "a" (STAS 10111/2-87)
"a" DETAIL (STAS 10111/2-87)

sc. 1:10

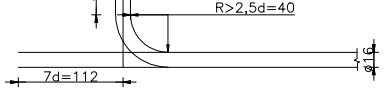
5d=80
R>2,5d=40
ø16
7d=112

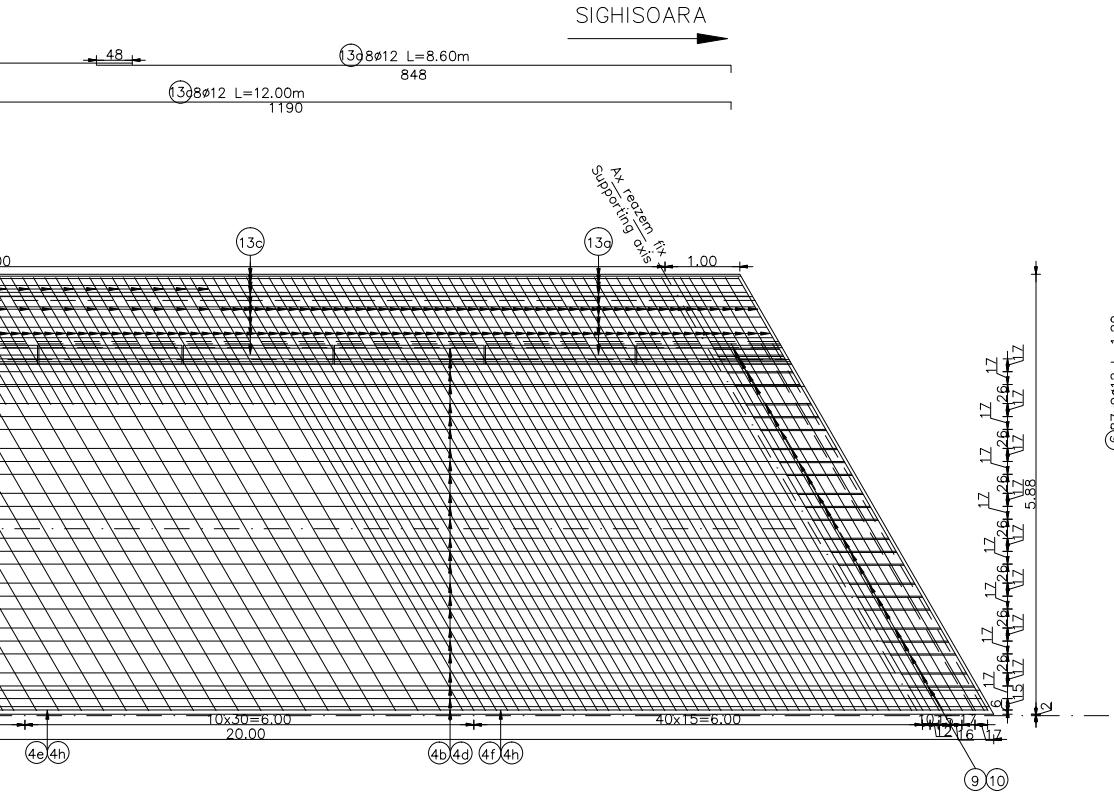

SIGHISOARA
48
13d 8ø12 L=8.60m
848
13d 8ø12 L=12.00m
1190
Ax reazem fix
Supporting axis
13c
13a
1.00
5.88
17
26
17
10x30=6.00
20.00
40x15=6.00
10
16
12
4e 4h
4b 4d
4f 4h
9 10

SECTIUNE A-A
A-A SECTION

sc. 1:50

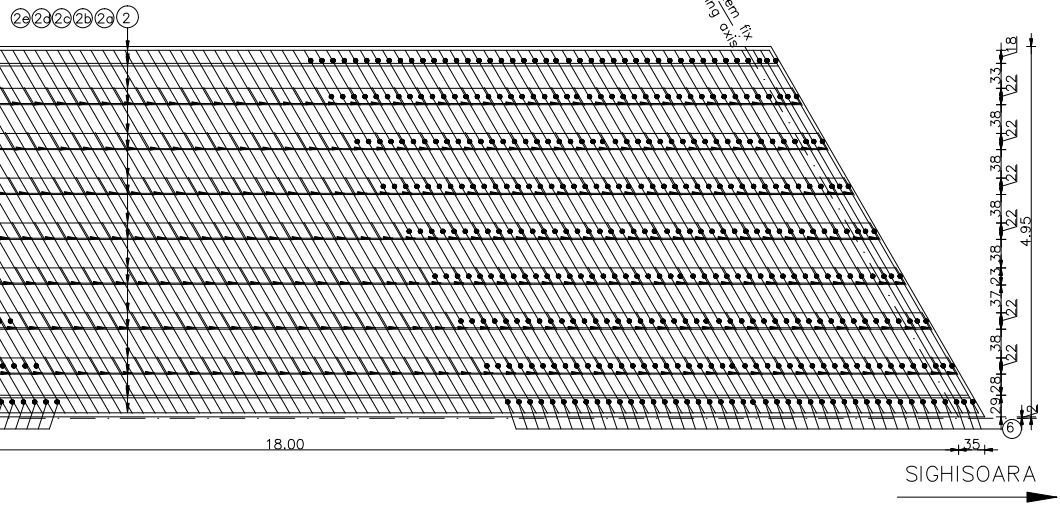

2e 2d 2c 2b 2a 2
Ax reazem fix
Supporting axis
18
33
22
38
4.95
37
23
29
28
18.00
35
6
SIGHISOARA

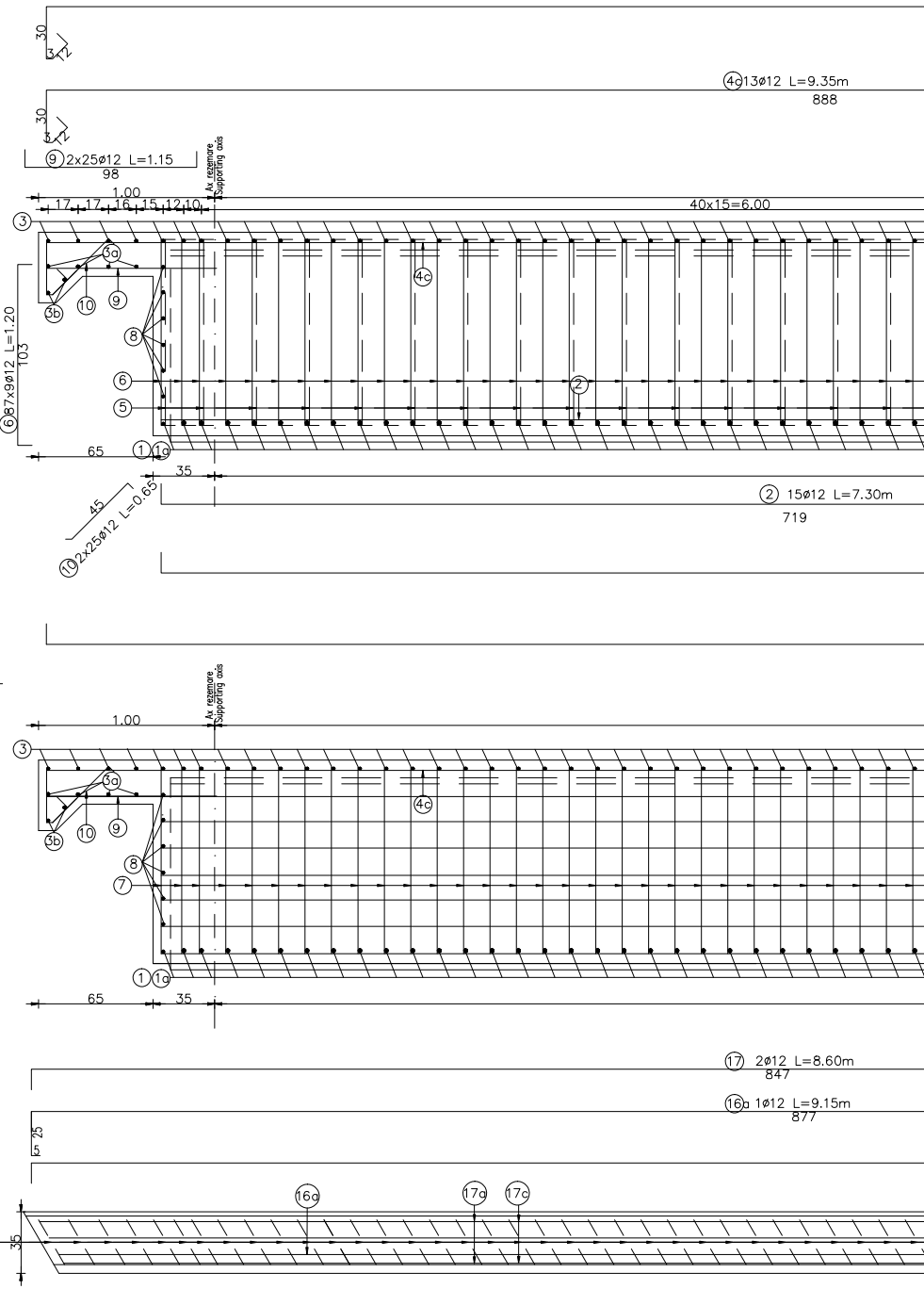

30
3 12
4a 13ø12 L=9.35m
888
9 2x25ø12 L=1.15
98
Ax rezemare
Supporting axis
1.00
17 17 16 15 12 10
40x15=6.00
3
3a
3b
10
9
8
6
5
2
4c
6 87x9ø12 L=1.20
103
65
1 1a
35
45
10 2x25ø12 L=0.65
2 15ø12 L=7.30m
719
7
17 2ø12 L=8.60m
847
16a 1ø12 L=9.15m
877
25
5
16a
17a
17c
14 12
35

SECTIUNE C-C/C-C SECTION

sc. 1:20

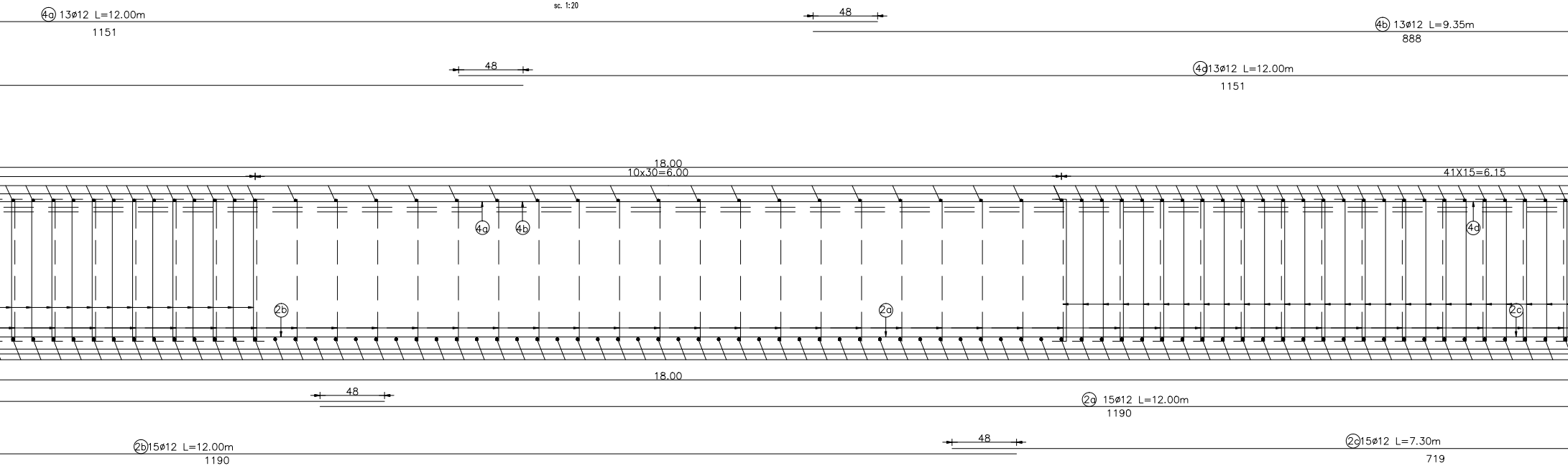
4a 13ø12 L=12.00m
1151
48
4b 13ø12 L=9.35m
888
48
4a 13ø12 L=12.00m
1151
18.00
10x30=6.00
41X15=6.15
4a
4b
4a
2b
2a
2c
18.00
48
2a 15ø12 L=12.00m
1190
2b 15ø12 L=12.00m
1190
48
2c 15ø12 L=7.30m
719

SECTIUNE D-D/D-D SECTION

sc. 1:20

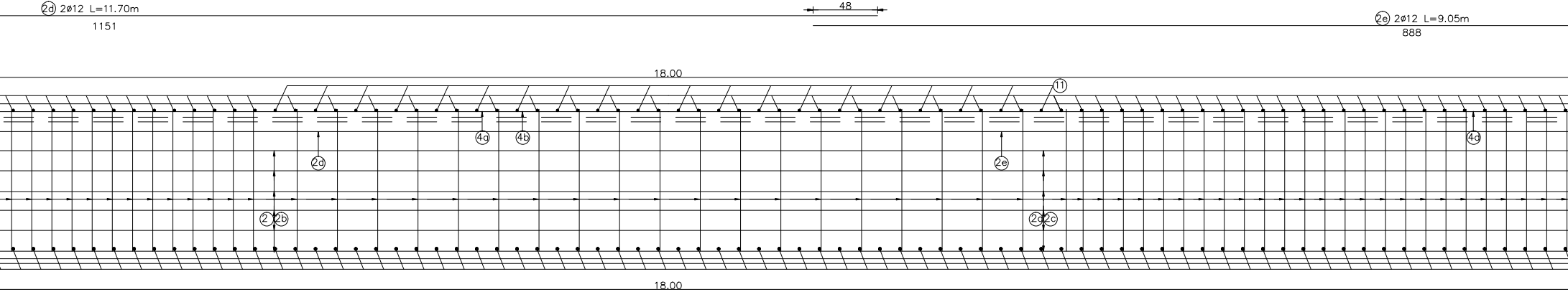
2d 2ø12 L=11.70m
1151
48
2e 2ø12 L=9.05m
888
18.00
11
4a
4b
4a
2d
2e
2
2b
2a
2c
18.00

VEDERE F-F/VIEW F-F

sc. 1:20

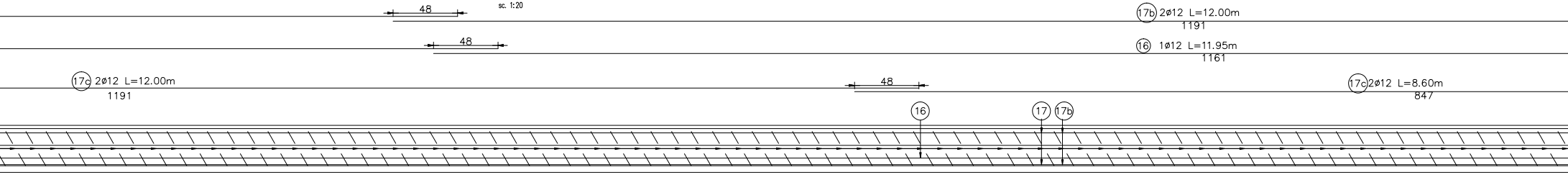
48
17b 2ø12 L=12.00m
1191
48
16 1ø12 L=11.95m
1161
17c 2ø12 L=12.00m
1191
48
17c 2ø12 L=8.60m
847
16
17
17b

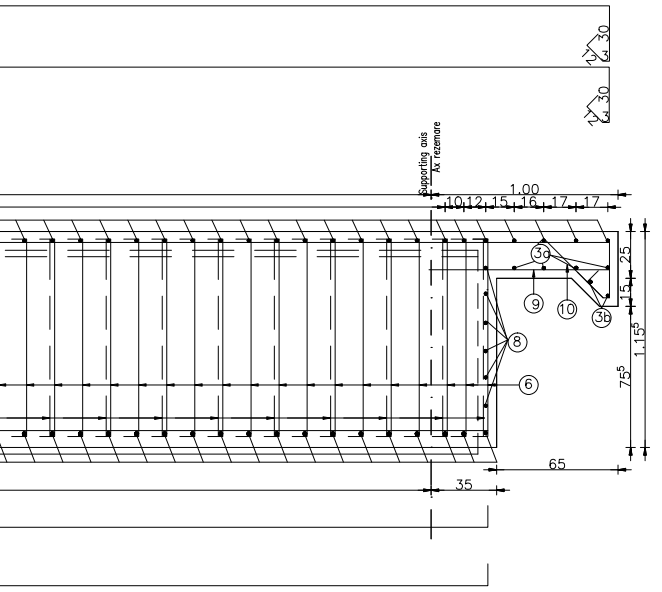

30
30
Supporting axis
Ax rezemare
1.00
10 12 15 16 17 17
3a
3b
9
10
8
6
25
15
1.15⁵
75⁵
65
35

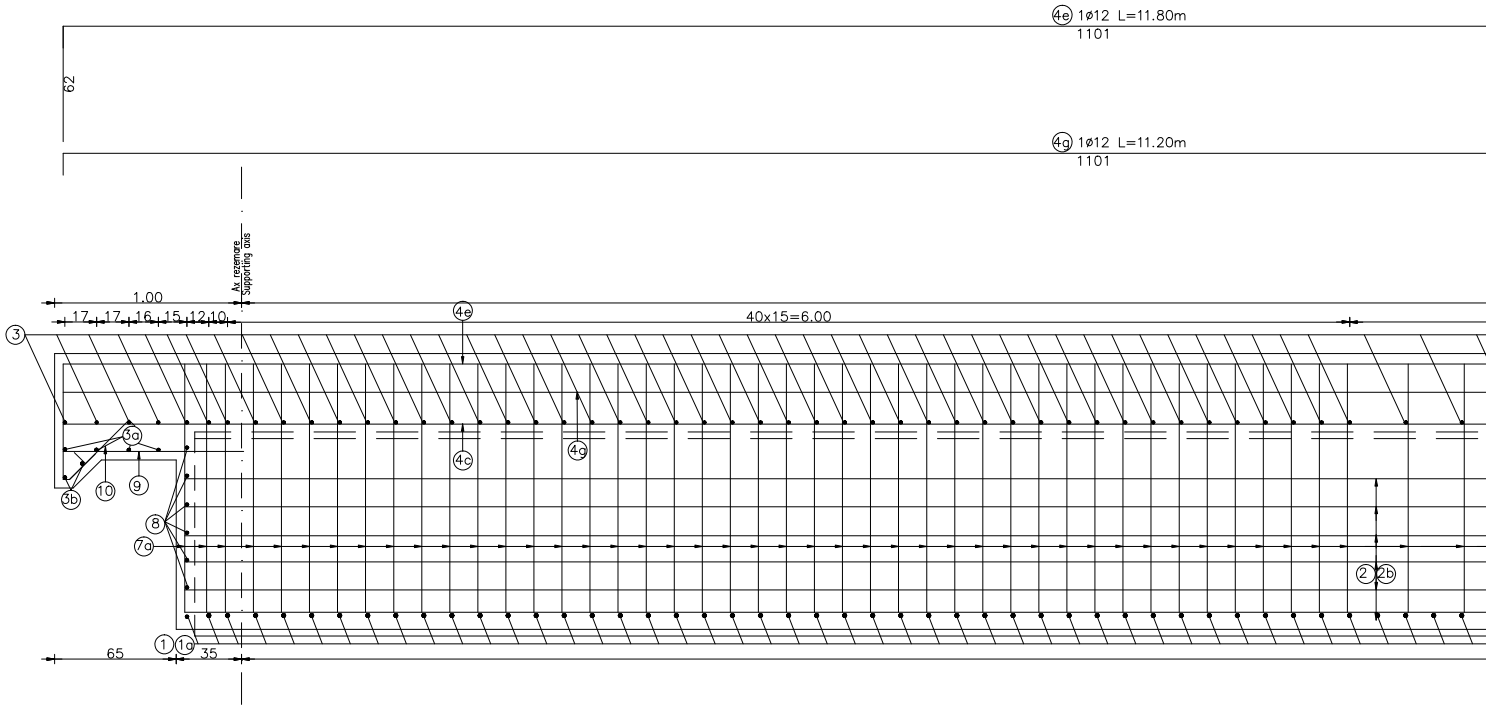

4e 1ø12 L=11.80m
1101
62
4g 1ø12 L=11.20m
1101
Ax rezemare
Supporting axis
1.00
17 17 16 15 12 10
4e
40x15=6.00
3
3a
3b
10
9
4c
4g
8
7a
2 2b
1 1a
65
35

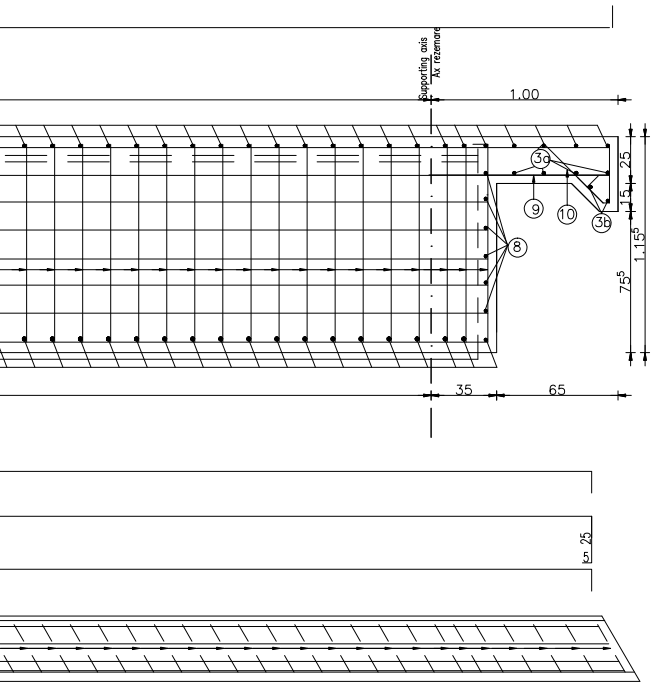

Supporting axis
Ax rezemare
1.00
3a
9
10
3b
8
25
15
1.15⁵
75⁵
35
65
25
5

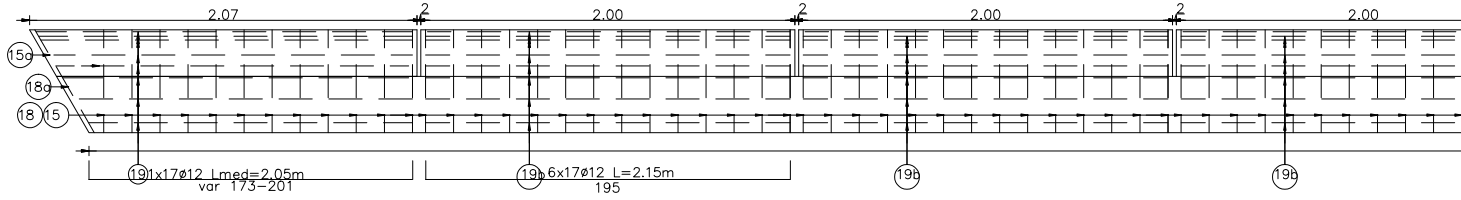

2.07
2
2.00
2
2.00
2
2.00
15a
18a
18 15
19 1x17ø12 Lmed=2.05m
var 173-201
19b 6x17ø12 L=2.15m
195
19b
19b

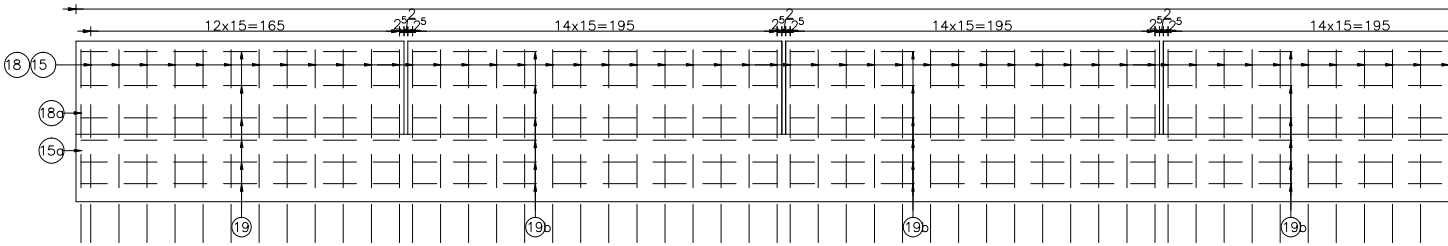

12x15=165
2⁵ 2 2⁵
14x15=195
2⁵ 2 2⁵
14x15=195
2⁵ 2 2⁵
14x15=195
18 15
18a
15a
19
19b
19b
19b

SECTIUNE E-E/E-E SECTION

sc. 1:20

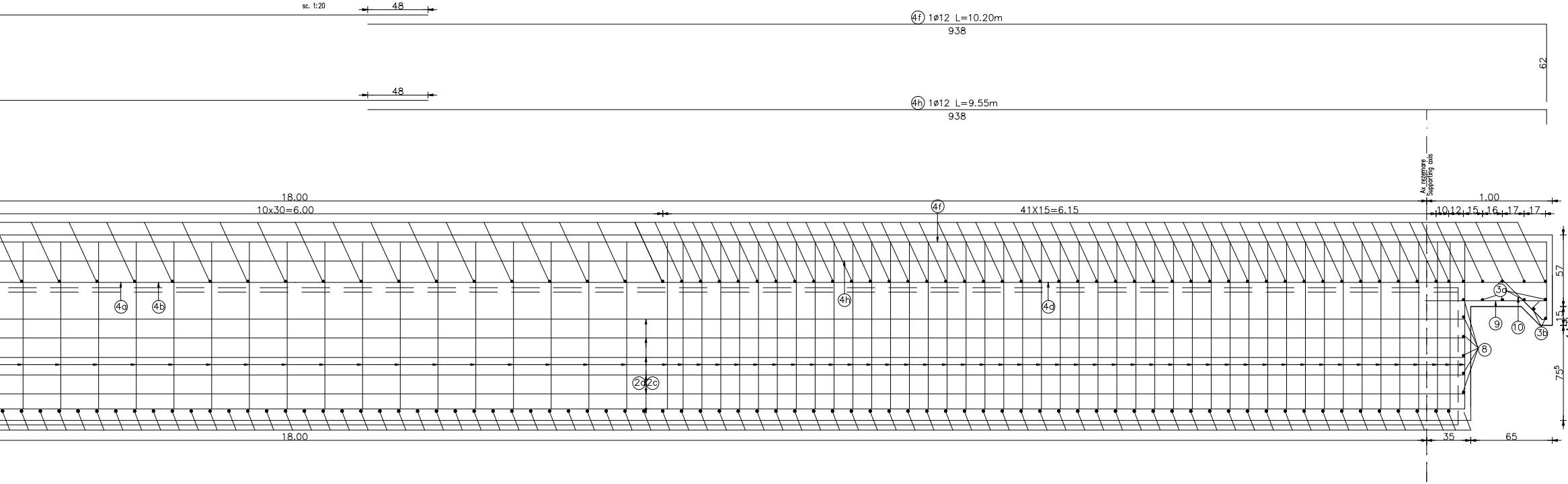
48
4f 1ø12 L=10.20m
938
62
48
4h 1ø12 L=9.55m
938
Ax rezemare
Supporting axis
18.00
10x30=6.00
4f
41X15=6.15
1.00
10 12 15 16 17 17
4a
4b
4h
4a
3a
9
10
3b
8
57
15
75⁵
2a 2c
18.00
35
65

VEDERE G-G/VIEW G-G

sc. 1:20

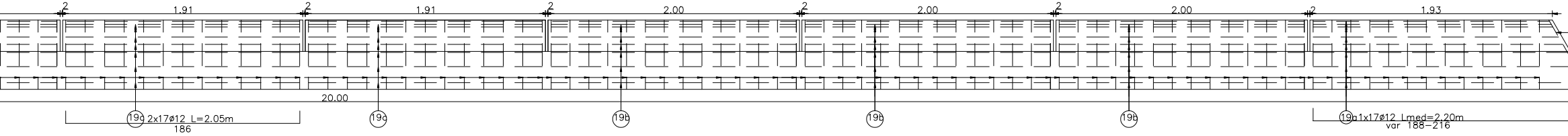
2
1.91
2
1.91
2
2.00
2
2.00
2
2.00
2
1.93
20.00
19c 2x17ø12 L=2.05m
186
19c
19b
19b
19b
19a 1x17ø12 Lmed=2.20m
var 188-216

VEDERE H-H/VIEW H-H

sc. 1:20

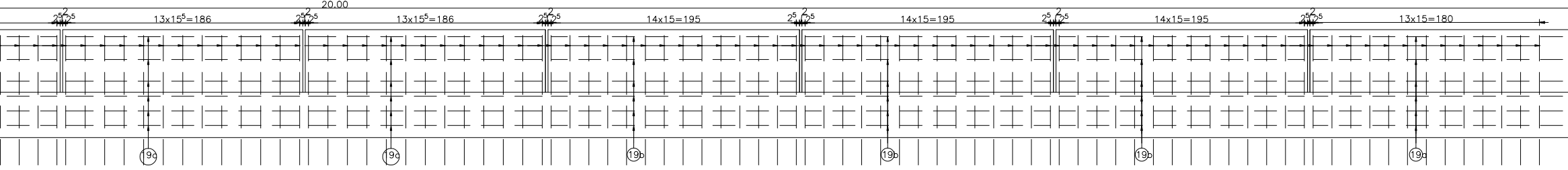
20.00
2⁵ 2 2⁵
13x15⁵=186
2⁵ 2 2⁵
13x15⁵=186
2⁵ 2 2⁵
14x15=195
2⁵ 2 2⁵
14x15=195
2⁵ 2 2⁵
14x15=195
2⁵ 2 2⁵
13x15=180
19c
19c
19b
19b
19b
19a

18a
15a
18a
15a

EXTRAS DE ARMATURA TABLIER TABLE FOR REINFORCEMENTS FOR SINGLE RAIWAY DECK					
Marca	Diametru	Lung./buc.[m]	Nr.buc.	S355	S345
				φ12	φ16
1	16	5,45	63		343,35
1a	16	5,45	63		343,35
2	12	7,30	15	109,50	
2a	12	12,00	15	180,00	
2b	12	12,00	15	180,00	
2c	12	7,30	15	109,50	
2d	12	11,70	2	23,40	
2e	12	9,05	2	18,10	
3	12	7,05	114	803,70	
3a	12	6,95	8	55,60	
3b	12	5,05	4	20,20	
4a	12	12,00	13	156,00	
4b	12	9,35	13	121,55	
4c	12	9,35	13	121,55	
4d	12	12,00	13	156,00	
4e	12	11,80	1	11,80	
4f	12	10,20	1	10,20	
4g	12	11,20	1	11,20	
4h	12	9,55	1	9,55	
5	12	2,50	441	1102,50	
6	12	1,20	783	939,60	
7	12	1,60	106	169,60	
7a	12	2,40	106	254,40	
8	12	5,05	12	60,60	
9	12	1,15	50	57,50	
10	12	0,65	50	57,50	
11	12	1,25	134	32,50	
12	12	2,55	20	51,00	
13	12	12,00	8	96,00	
13a	12	8,60	8	68,80	
13b	12	8,60	8	68,80	
13c	12	12,00	8	96,00	
14	12	1,15	134	154,10	
15	12	2,10	135	283,50	
15a	12	2,15	2	4,30	
16	12	9,15	1	9,15	
16a	12	11,95	1	11,95	
17	12	8,60	2	17,20	
17a	12	12,00	2	24,00	
17b	12	12,00	2	24,00	
17c	12	8,60	2	17,20	
18	12	2,90	135	391,50	
18a	12	2,90	2	5,80	
19	12	2,05	17	34,85	
19a	12	2,20	17	37,40	
19b	12	2,15	102	219,30	
19c	12	2,05	34	69,70	
Lungimi totale pe diametre			(m)	6167,60	686,70
Masa pe metru liniar			(kg/ml)	0,888	1,578
Masa pe diametre			(kg)	5475,70	1083,90
Masa pe tip otel			(kg)	5480,00	1085,00
Masa totala tablier			(kg)	6565,00	
pierderi 5%			(kg)	328,25	
Masa totala tablier			(kg)	6900,00	

Beton: Concrete:	– C30/37 suprastructura/superstructure
Tipul grinzilor: Beams type:	– grinzi metalice sudate/steel welded girders
Otel pentru grinzi: Steel for the beams:	– (OL 37–EP) $S275J_3G_3$ (EN 10025/2004)
Armatura: Reinforcement:	– S355; S345
Strat de acoperire: Concrete cover	– min. 4cm expunere in aer/air exposed

Se interzice copierea, difuzarea, imprumutarea sau utilizarea in alte scopuri, fara permisiunea AREX Lider Company ca proprietar al desenului. This drawing is forbidden to be copied, lent or used in other purposes than those previously approved by AREX Lider Company as its owner.

D					
C					
B					
A					
Indice Index	Data Date	Modificare Modification/Revision	Proiectant Designer	Aprobat Consultant Approved Consultant	Aprobat CFR Approved CFR

GUVERNUL ROMANIEI
ROMANIAN GOVERNMENT

PROIECT FINANȚAT DE UNIUNEA EURO
EUROPEAN UNION FINANCED PR

CLIENT / CLIENT

C.N.C.F. "C.F.R." - S.A.

ITALFERR
GRUPPO FERROVIE DELLO STATO
Joint Venture leader

Scott Wilson

OBERMEYER
PLANEN + BERATEN GmbH

TECNIC
Consulting Engineers

CONSULTANT / CONSULTANT

			Data Date	Semnătură Signature
Aprobat Approved	Şef proiect Project manager	R. Liuzza		
Aprobat Approved	Coordonator Secțiune 1 Section 1 Coordinator	C. Gambelli		
Verificat Checked	Expert Chele Checking Expert	V. Kallidromitis		VK

SUBCONTRACTANT / SUBCONTRACTOR

AREX COMPANY

Aprobat Approved	Responsabil Subconsultant Subconsultant Responsible	A.Stanciu - Dinulescu	01.2012	
Întocmit Elaborated	Proiectant Designer	Olar Mihai	01.2012	

Reabilitarea liniei de cale ferata Brașov - Simeria, parte componentă a coridorului IV Pan European, pentru circulația trenurilor cu viteza maximă de 160 km/h,
Tronsonul : Brașov - Sighișoara
Rehabilitation of the railway line Brașov - Simeria, component Part of the IV Pan-European Corridor, for the trains circulation with maximum speed of 160 km/h,
Section : Brașov - Sighișoara

Proiect/Project
2004/RO/16/P/PA/003

Faza / Phase:
D.E. / E.D.

Denumire desen / Drawing Title :

POD Km. 258+563.472
L=18.00m/PLAN ARMARE SUPRASTRUCTURA/LINIA II

BRIDGE Km.258+563.472 D=18.00m/SUPERSTRUCTURE
REINFORCEMENT PLAN/TRACK II

Codificare / Codification System	Scara / Scale 1:20,1:50	LOT / LOT	Nr. / No 01 / 01

E A 5 1 | 0 1 | E | 1 5 | B C | P V | 0 3 | 7 | 3 | 0 1 7 | 0