SECTIUNE TRANSVERSALA TABLIER POD
BRIDGE DECK CROSS SECTION

sc. 1:20

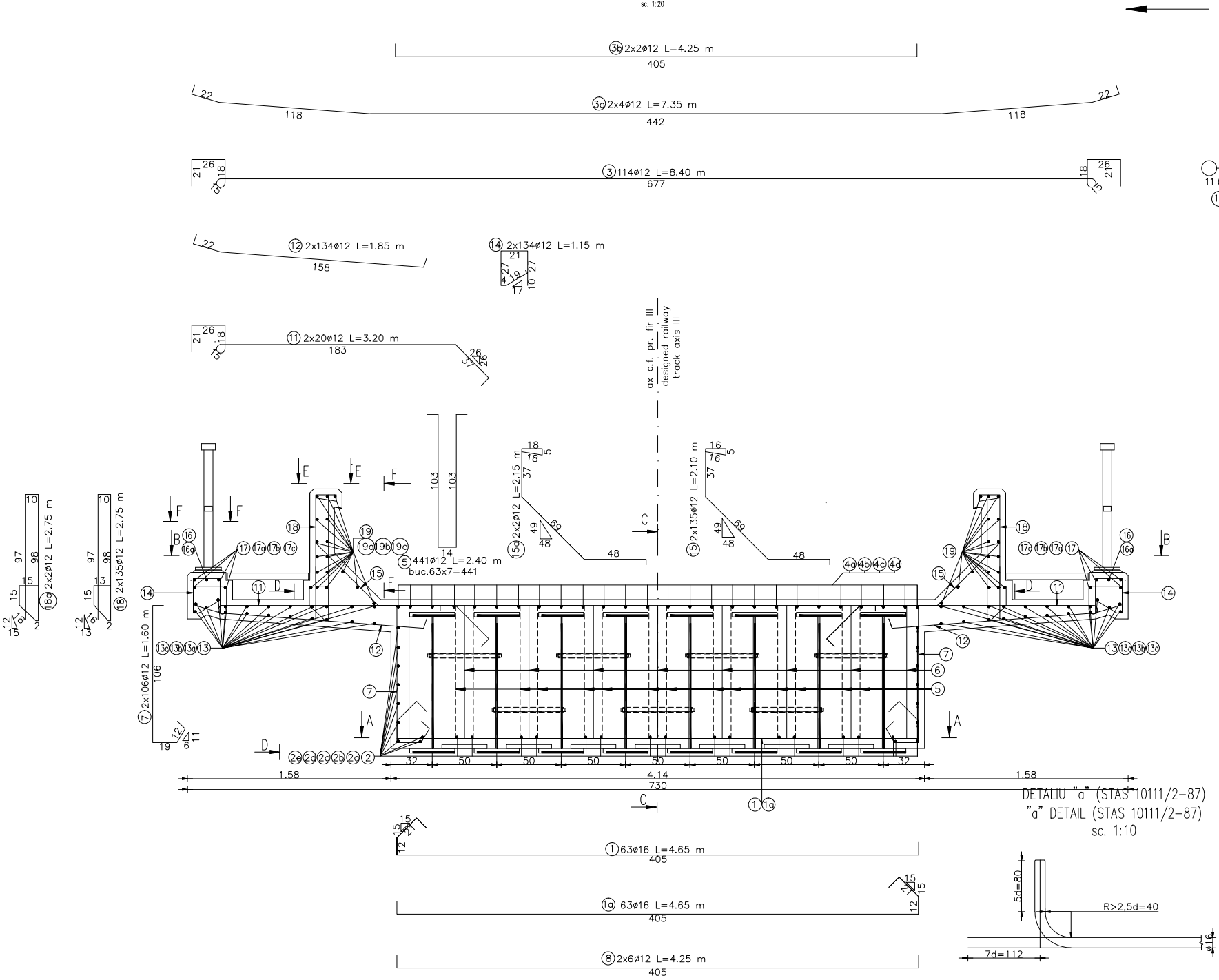
BRASOV
③b 2x2ø12 L=4.25 m
405
③a 2x4ø12 L=7.35 m
22
118
442
118
22
③ 114ø12 L=8.40 m
677
21
26
18
15
⑫ 2x134ø12 L=1.85 m
22
158
⑭ 2x134ø12 L=1.15 m
21
27
4
19
10
27
17
⑪ 2x20ø12 L=3.20 m
183
26
26
3
ax c.f. pr. fir III
designed railway track axis III
103
103
14
⑮a 2x2ø12 L=2.15 m
18
18
5
37
69
49
48
48
⑮ 2x135ø12 L=2.10 m
16
16
5
37
69
49
48
48
⑤ 441ø12 L=2.40 m
buc.63x7=441
⑱a 2x2ø12 L=2.75 m
10
97
98
15
15
12
15
2
⑱ 2x135ø12 L=2.75 m
10
97
98
13
15
12
13
2
⑦ 2x106ø12 L=1.60 m
106
12
11
19
6
E
E
F
F
F
F
B
B
C
C
D
D
A
A
⑯ ⑯a
⑰ ⑰a ⑰b ⑰c
⑱
⑲ ⑲a ⑲b ⑲c
⑭
⑪
⑮
⑫
⑦
⑬c ⑬b ⑬a ⑬
②e ②d ②c ②b ②a ②
④a ④b ④c ④d
⑥
⑤
① ①a
32
50
50
50
50
50
50
50
50
32
1.58
4.14
1.58
730
15
21
15
12
① 63ø16 L=4.65 m
405
15
15
12
①a 63ø16 L=4.65 m
405
⑧ 2x6ø12 L=4.25 m
405
DETALIU "a" (STAS 10111/2-87)
"a" DETAIL (STAS 10111/2-87)
sc. 1:10
5d=80
R>2,5d=40
7d=112
ø16
11

SECTIUNE B-B
B-B SECTION
sc. 1:50

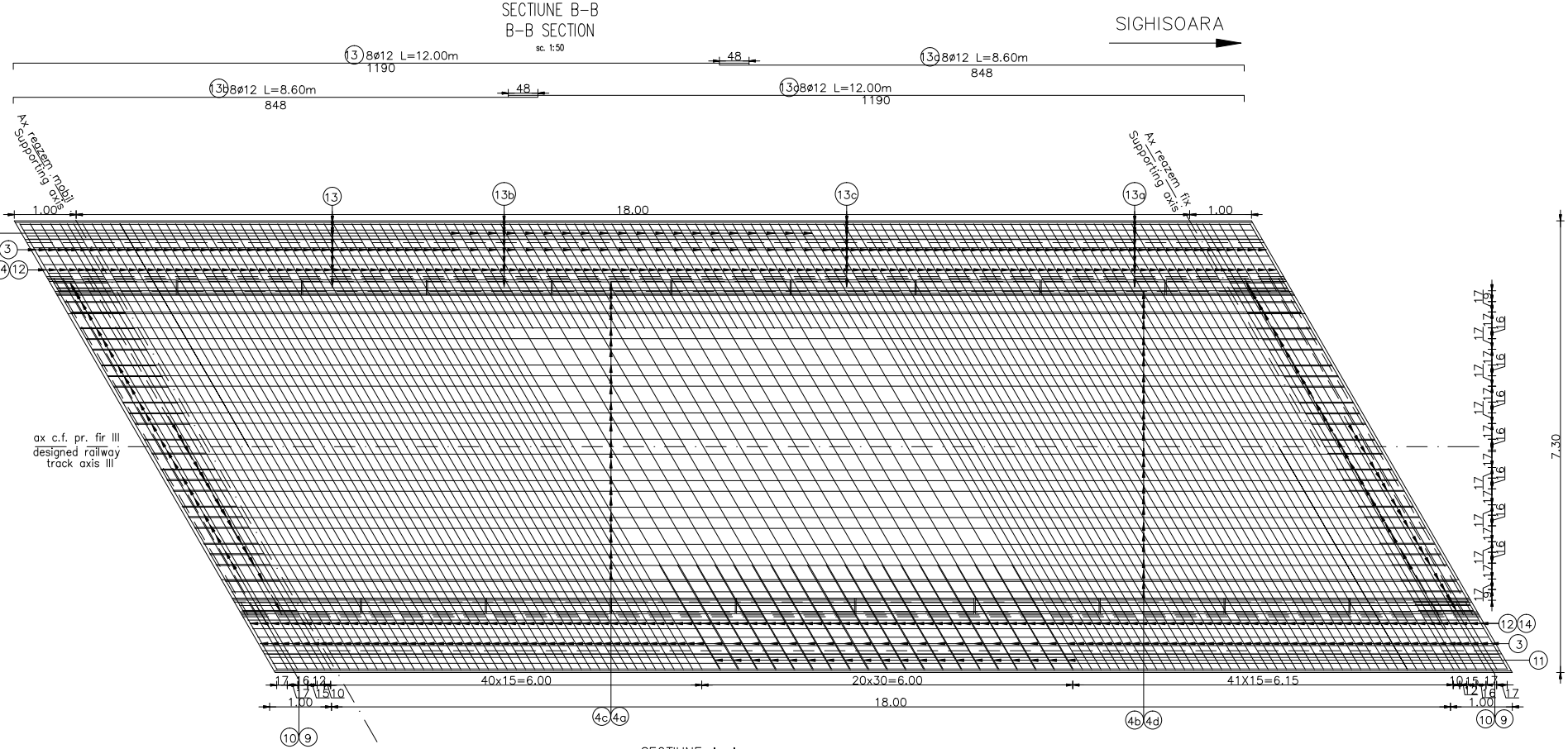
SIGHISOARA
⑬ 8ø12 L=12.00m
1190
48
13a 8ø12 L=8.60m
848
13b 8ø12 L=8.60m
848
48
13c 8ø12 L=12.00m
1190
Ax reazem mobil
Supporting axis
Ax reazem fix
Supporting axis
⑬
13b
13c
13a
1.00
18.00
1.00
③
④⑫
ax c.f. pr. fir III
designed railway
track axis III
17
9
16
17
16
17
16
17
16
17
16
17
16
17
16
17
16
17
9
7.30
⑫⑭
③
⑪
17 16 12
17 15 10
40x15=6.00
20x30=6.00
41X15=6.15
10 15 17
12 16 17
1.00
18.00
1.00
⑩⑨
4c 4a
4b 4d
⑩⑨

SECTIUNE A-A
A-A SECTION
sc. 1:50

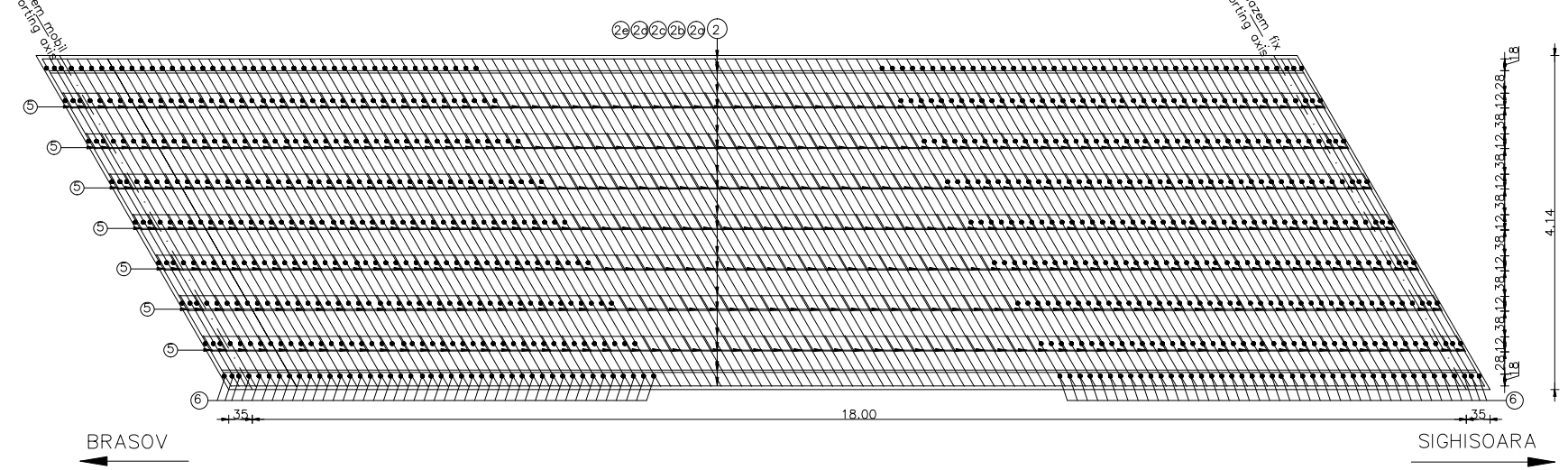
Ax reazem mobil
Supporting axis
Ax reazem fix
Supporting axis
2e 2d 2c 2b 2a ②
⑤
⑤
⑤
⑤
⑤
⑤
⑤
⑥
⑥
18
28
12
38
12
38
12
38
12
38
12
38
12
38
12
28
18
4.14
35
18.00
35
BRASOV
SIGHISOARA

SECTIUNE C-C/C-C SECTION

sc. 1:20

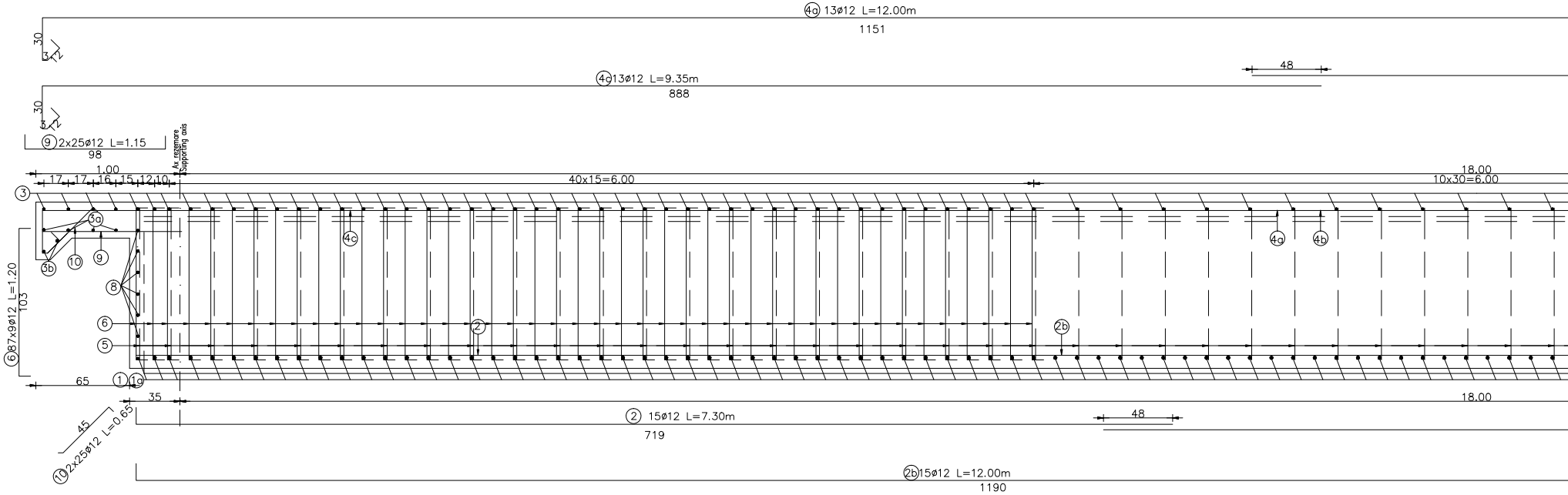
4a 13ø12 L=12.00m
1151
30
3
12
48
4c 13ø12 L=9.35m
888
30
3
12
9 2x25ø12 L=1.15
98
Ax rezemare
Supporting axis
17
17
16
15
12
10
1.00
40x15=6.00
18.00
10x30=6.00
3
3a
3b
10
9
4c
4a
4b
8
6 87x9ø12 L=1.20
103
6
2
2b
5
1
1a
65
35
18.00
2 15ø12 L=7.30m
719
48
45
10 2x25ø12 L=0.65
2b 15ø12 L=12.00m
1190

SECTIUNE D-D/D-D SECTIO

sc. 1:20

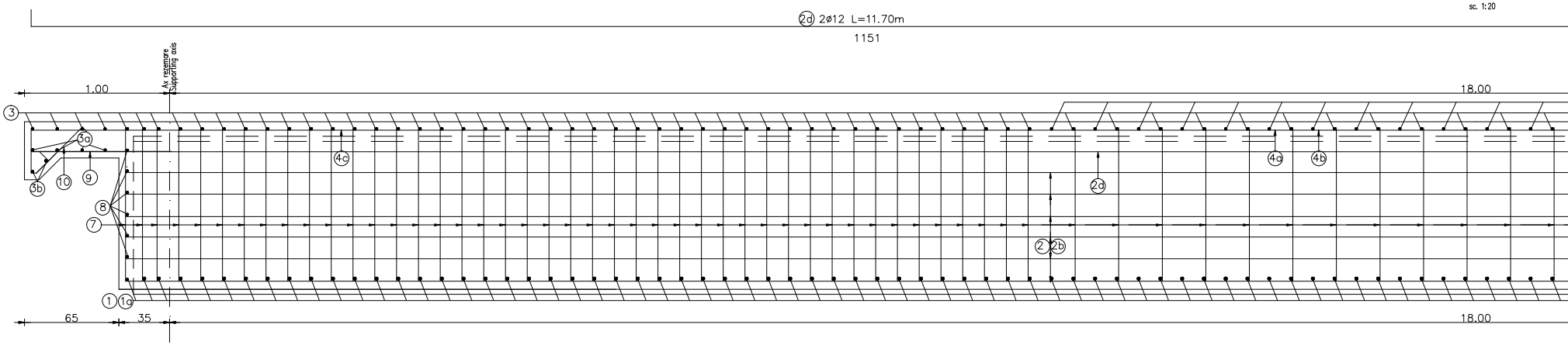
2d 2ø12 L=11.70m
1151
Ax rezemare
Supporting axis
1.00
18.00
3
3a
3b
10
9
4c
2d
4a
4b
8
7
2
2b
1
1a
65
35
18.00

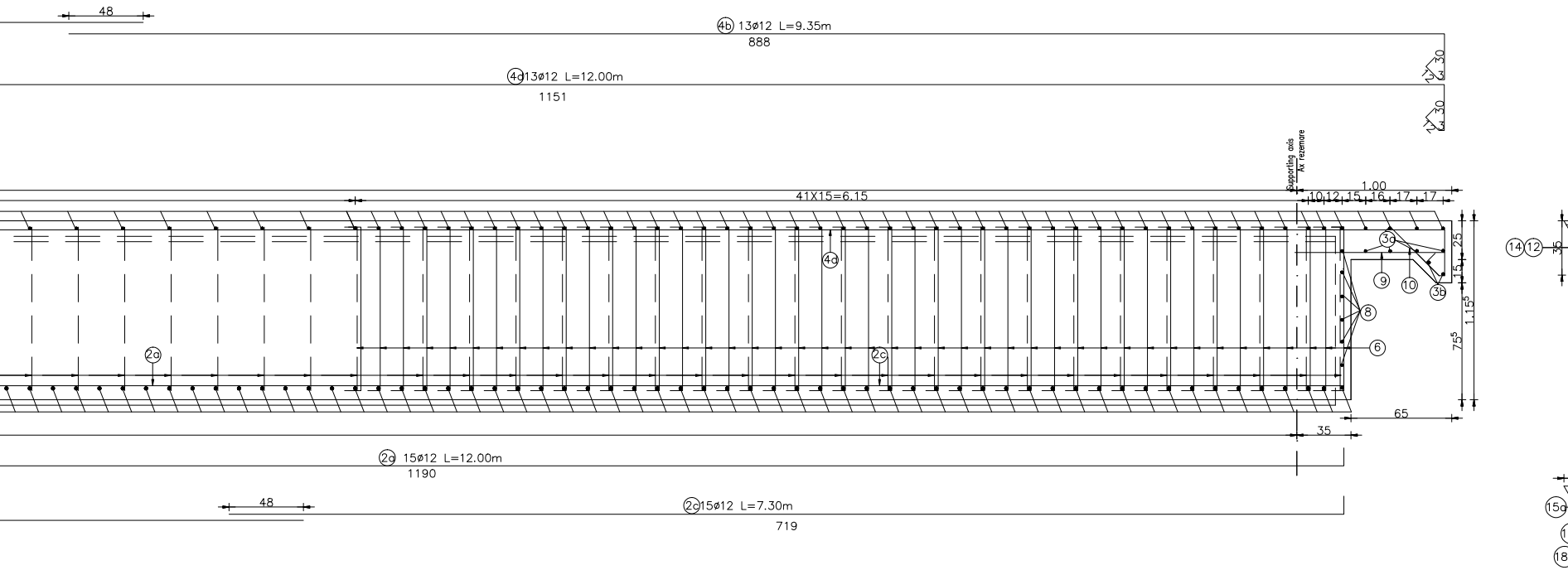
48
4b 13ø12 L=9.35m
888
4a 13ø12 L=12.00m
1151
30
30
Supporting axis
Ax rezemare
41X15=6.15
1.00
10
12
15
16
17
17
3a
9
10
3b
8
6
4a
2a
2c
25
15
1.15⁵
75⁵
65
35
14
12
35
2a 15ø12 L=12.00m
1190
48
2c 15ø12 L=7.30m
719
15a
18

N

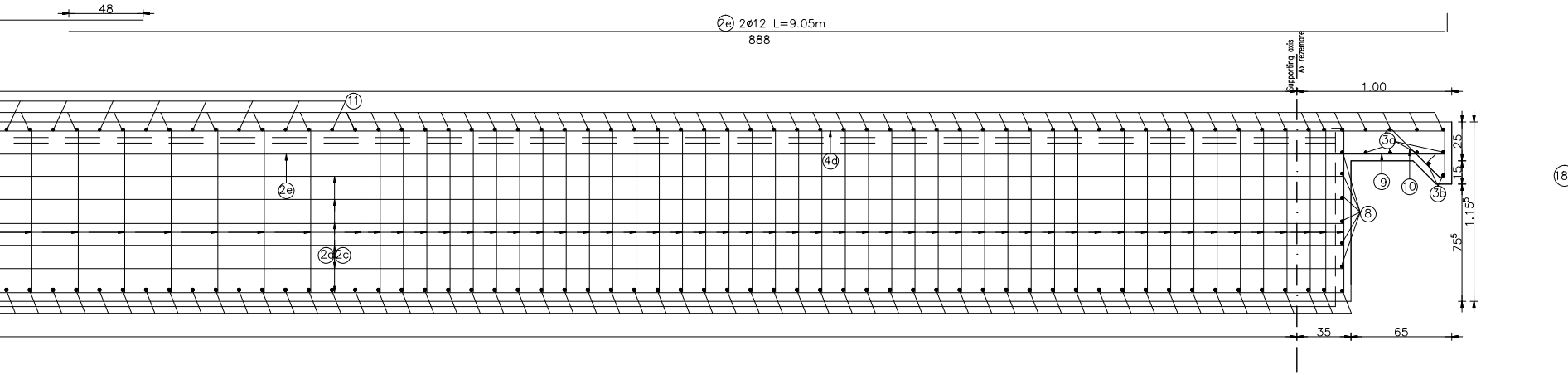
48
2e 2ø12 L=9.05m
888
Supporting axis
Ax rezemare
1.00
11
4a
2e
2a
2c
3a
9
10
3b
8
25
15
1.15⁵
75⁵
35
65
18

VEDERE F-F/VIEW F-F

sc. 1:20

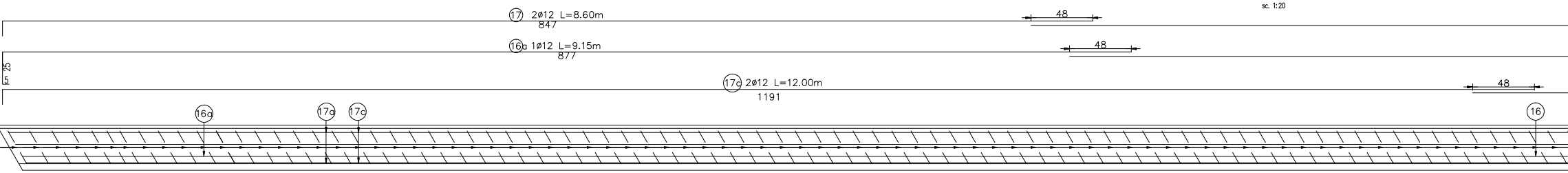

17 2ø12 L=8.60m
847
48
16a 1ø12 L=9.15m
877
48
25
5
17c 2ø12 L=12.00m
1191
48
16a
17a
17c
16

VEDERE E-E/VIEW E-E

sc. 1:20

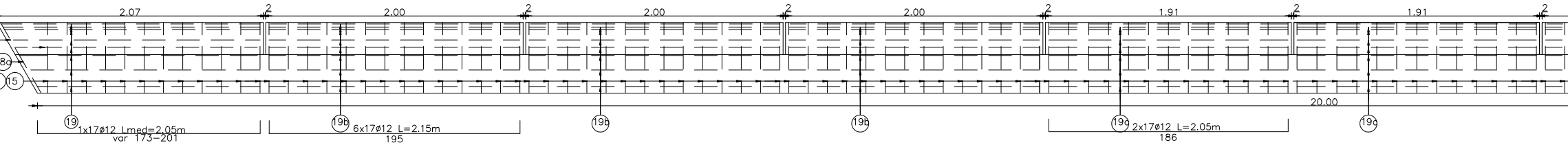

2.07
2
2.00
2
2.00
2
2.00
2
1.91
2
1.91
2
18a
15
20.00
19
1x17ø12 Lmed=2.05m
var 173-201
19b
6x17ø12 L=2.15m
195
19b
19b
19c
2x17ø12 L=2.05m
186
19c

VEDERE F-F/VIEW F-F

sc. 1:20

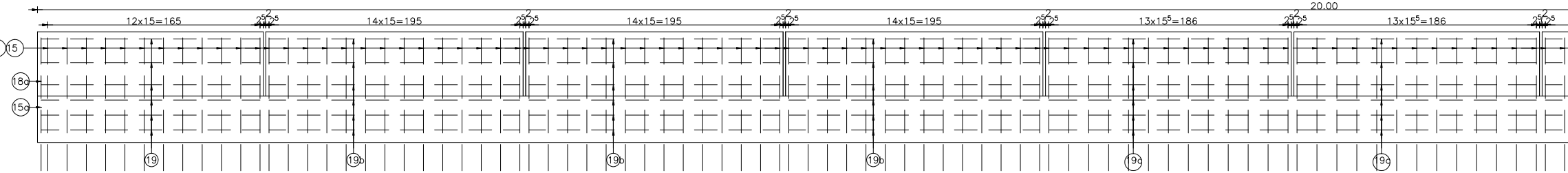

20.00
12x15=165
2.5 2 2.5
14x15=195
2.5 2 2.5
14x15=195
2.5 2 2.5
14x15=195
2.5 2 2.5
13x15.5=186
2.5 2 2.5
13x15.5=186
2.5 2 2.5
15
18a
15a
19
19b
19b
19b
19c
19c

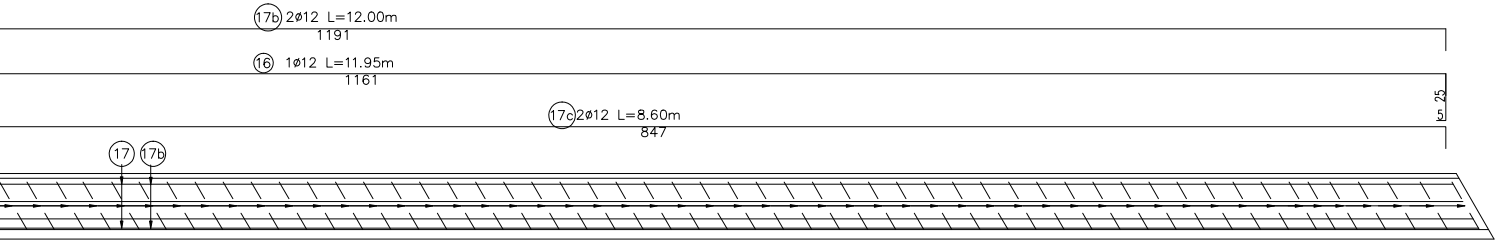
17b 2ø12 L=12.00m
1191
16 1ø12 L=11.95m
1161
17c 2ø12 L=8.60m
847
25
5
17
17b

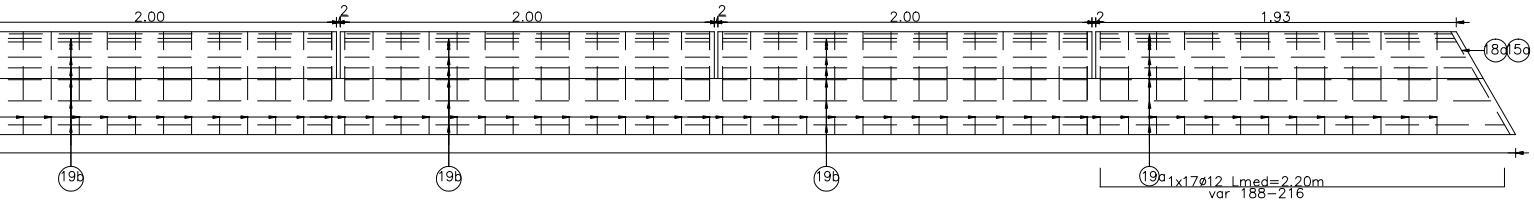
2.00
2
2.00
2
2.00
2
1.93
18a
15a
19b
19b
19b
19a
1x17ø12 Lmed=2.20m
var 188–216

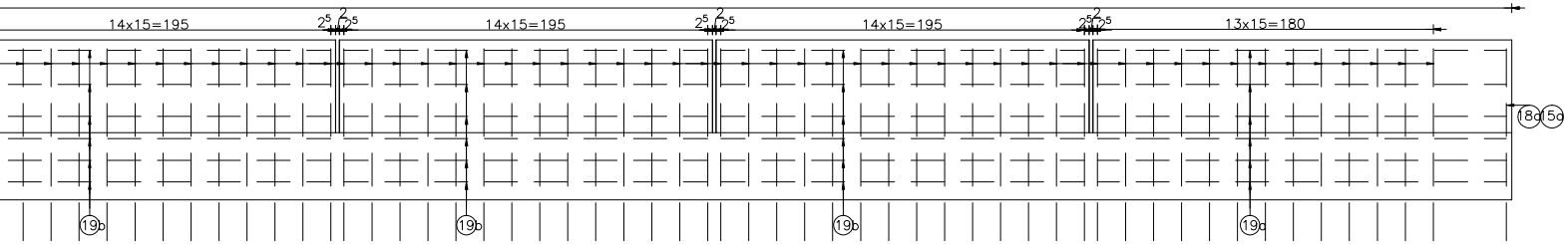
14x15=195
2⁵ 2 2⁵
14x15=195
2⁵ 2 2⁵
14x15=195
2⁵ 2 2⁵
13x15=180
18a
15a
19b
19b
19b
19a

EXTRAS DE ARMATURA TABLIER
TABLE FOR REINFORCEMENTS FOR SINGLE RAIWAY DECK

Marca	Diametru	Lung./buc.[m]	Nr.buc.	S355	S345
				%%C12	%%C16
1	16	4,65	63		292,95
1a	16	4,65	63		292,95
2	12	7,30	16	116,80	
2a	12	12,00	16	192,00	
2b	12	12,00	16	192,00	
2c	12	7,30	16	116,80	
2d	12	11,70	2	23,40	
2e	12	9,05	2	18,10	
3	12	8,40	114	957,60	
3a	12	7,35	8	58,80	
3b	12	4,25	4	17,00	
4a	12	12,00	13	156,00	
4b	12	9,35	13	121,55	
4c	12	9,35	13	121,55	
4d	12	12,00	13	156,00	
5	12	2,40	441	1058,40	
6	12	1,20	783	939,60	
7	12	1,60	112	179,20	
8	12	4,25	12	51,00	
9	12	1,15	50	57,50	
10	12	0,65	50	57,50	
11	12	3,20	40	32,50	
12	12	1,85	268	495,80	
13	12	12,00	20	240,00	
13a	12	8,60	20	172,00	
13b	12	8,60	20	172,00	
13c	12	12,00	20	240,00	
14	12	1,15	268	308,20	
15	12	2,10	270	567,00	
15a	12	2,15	4	8,60	
16	12	9,15	1	9,15	
16a	12	11,95	1	11,95	
17	12	8,60	4	34,40	
17a	12	12,00	4	48,00	
17b	12	12,00	4	48,00	
17c	12	8,60	4	34,40	
18	12	2,90	270	783,00	
18a	12	2,90	4	11,60	
19	12	2,05	17	34,85	
19a	12	2,20	17	37,40	
19b	12	2,15	102	219,30	
19c	12	2,05	34	69,70	
Lungimi totale pe diametre			(m)	7879,65	585,90
Masa pe metru liniar			(kg/ml)	0,888	1,578
Masa pe diametre			(kg)	6995,70	924,80
Masa pe tip otel			(kg)	7000,00	925,00
Masa totala tablier			(kg)	7925,00	
pierderi 5%			(kg)	396,25	
Masa totala tablier			(kg)	8350,00	

Beton: Concrete:	– C30/37 suprastructura/superstructure
Tipul grinzilor: Beams type:	– grinzi metalice sudate/steel welded girders
Otel pentru grinzi: Steel for the beams:	– (OL 37–EP) S275J_3G_3 (EN 10025/2004)
Armatura: Reinforcement:	– S355; S345
Strat de acoperire: Concrete cover	– min. 4cm expunere in aer/air exposed

Se interzice copierea, difuzarea, imprumutarea sau utilizarea in alte scopuri, fara permisiunea AREX Lider Company ca proprietar al desenului. This drawing is forbidden to be copied, lent or used in other purposes than those previously approved by AREX Lider Company as its owner.

D					
C					
B					
A					
Indice Index	Data Date	Modificare Modification/Revision	Proiectant Designer	Aprobat Consultant Approved Consultant	Aprobat CFR Approved CFR

GUVERNUL ROMANIEI
ROMANIAN GOVERNMENT

PROIECT FINANȚAT DE UNIUNEA EURO
EUROPEAN UNION FINANCED PR

C.N.C.F. "C.F.R." - S.A.

CLIENT / CLIENT

ITALFERR
GRUPPO FERROVIE DELLO STATO
Joint Venture leader

Scott Wilson

OBERMEYER
PLANEN + BERATEN GmbH

TECNIC
Consulting Engineers

CONSULTANT / CONSULTANT

			Data Date	Semnătură Signature
Aprobat Approved	Şef proiect Project manager	R. Liuzza		
Aprobat Approved	Coordonator Secțiune 1 Section 1 Coordinator	C. Gamballi		
Verificat Checked	Expert Cheie Checking Expert	V. Kallidromitis		

SUBCONTRACTANT / SUBCONTRACTOR

AREX Lider COMPANY

Aprobat Approved	Responsabil Subconsultant Subconsultant Responsible	A.Stanciu - Dinulescu	01.2012	
Întocmit Elaborated	Proiectant Designer	Olar Mihai	01.2012	

Reabilitarea liniei de cale ferata Braşov - Simeria, parte componentă a coridorului IV Pan European, pentru circulația trenurilor cu viteza maximă de 160 km/h,
Tronsonul : Braşov - Sighişoara
Rehabilitation of the railway line Braşov - Simeria, component Part of the IV Pan-European Corridor, for the trains circulation with maximum speed of 160 km/h,
Section : Braşov - Sighişoara

Proiect/Project
2004/RO/16/P/PA/003

Faza / Phase:
D.E. / E.D.

Denumire desen / Drawing Title :

POD Km. 258+563.472
L=18.00m/PLAN ARMARE SUPRASTRUCTURA/LINIA III

BRIDGE Km.258+563.472 D=18.00m/SUPERSTRUCTURE
REINFORCEMENT PLAN/TRACK III

Codificare / Codification System	Scara / Scale 1:20,1:50	LOT / LOT	Nr. / No 01 / 01

E A 5 1 | 0 1 | E | 1 5 | B C | P V | 0 3 | 7 | 3 | 0 1 8 | 0