SECTIUNE TRANSVERSALA B–B
B–B SECTION CROSS SECTION

Scara/Scale 1:25

← BRASOV SIGHISOARA →

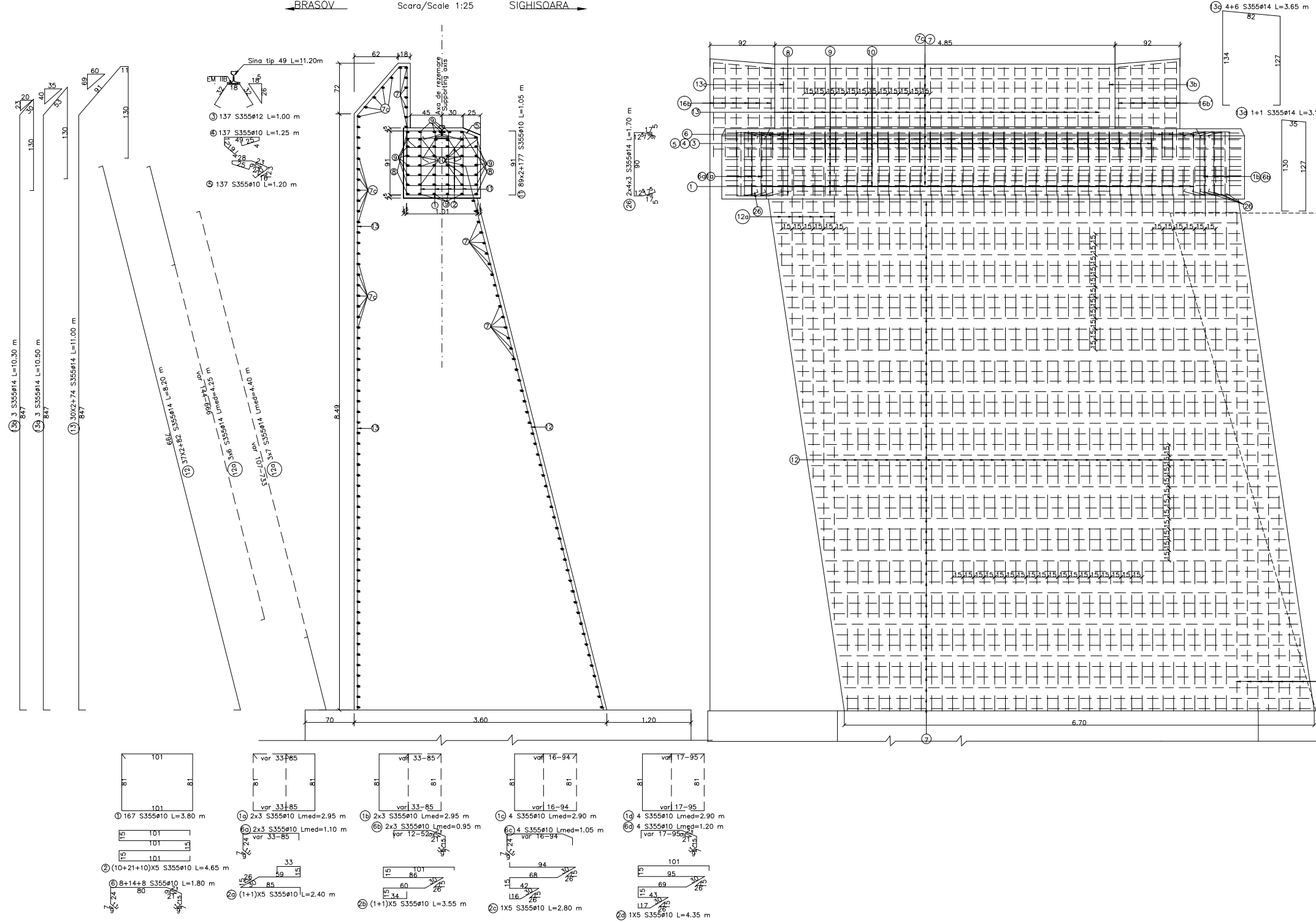
Sina tip 49 L=11.20m
EM IIB
③ 137 S355ø12 L=1.00 m
④ 137 S355ø10 L=1.25 m
⑤ 137 S355ø10 L=1.20 m
13b 3 S355ø14 L=10.30 m
13a 3 S355ø14 L=10.50 m
⑬ 30X2+74 S355ø14 L=11.00 m
847
130
⑫ 37X2+82 S355ø14 L=8.20 m
799
12a 3x6 S355ø14 Lmed=4.25 m
var 744–999
12a 3x7 S355ø14 Lmed=4.40 m
var 107–733
Axa de rezemare
Supporting axis
⑪ 89x2+177 S355ø10 L=1.05 m
㉖ 2x4x3 S355ø14 L=1.70 m
62
18
72
45
30
25
91
1.01
8.49
70
3.60
1.20
4.85
92
6.70
13c 4+6 S355ø14 L=3.65 m
82
134
127
13d 1+1 S355ø14 L=3.1
35
130
127
13c
16b
16b'
3b
6a 1a
1b 6b
7c
12a
① 167 S355ø10 L=3.80 m
1a 2x3 S355ø10 Lmed=2.95 m
6a 2x3 S355ø10 Lmed=1.10 m
var 33–85
1b 2x3 S355ø10 Lmed=2.95 m
6b 2x3 S355ø10 Lmed=0.95 m
var 12–52
1c 4 S355ø10 Lmed=2.90 m
6c 4 S355ø10 Lmed=1.05 m
var 16–94
1d 4 S355ø10 Lmed=2.90 m
6d 4 S355ø10 Lmed=1.20 m
var 17–95
② (10+21+10)X5 S355ø10 L=4.65 m
⑥ 8+14+8 S355ø10 L=1.80 m
2a (1+1)X5 S355ø10 L=2.40 m
2b (1+1)X5 S355ø10 L=3.55 m
2c 1X5 S355ø10 L=2.80 m
2d 1X5 S355ø10 L=4.35 m
101
81
15

ELEVATIE A–A/ A–A ELEVATION
Scara/Scale 1:25

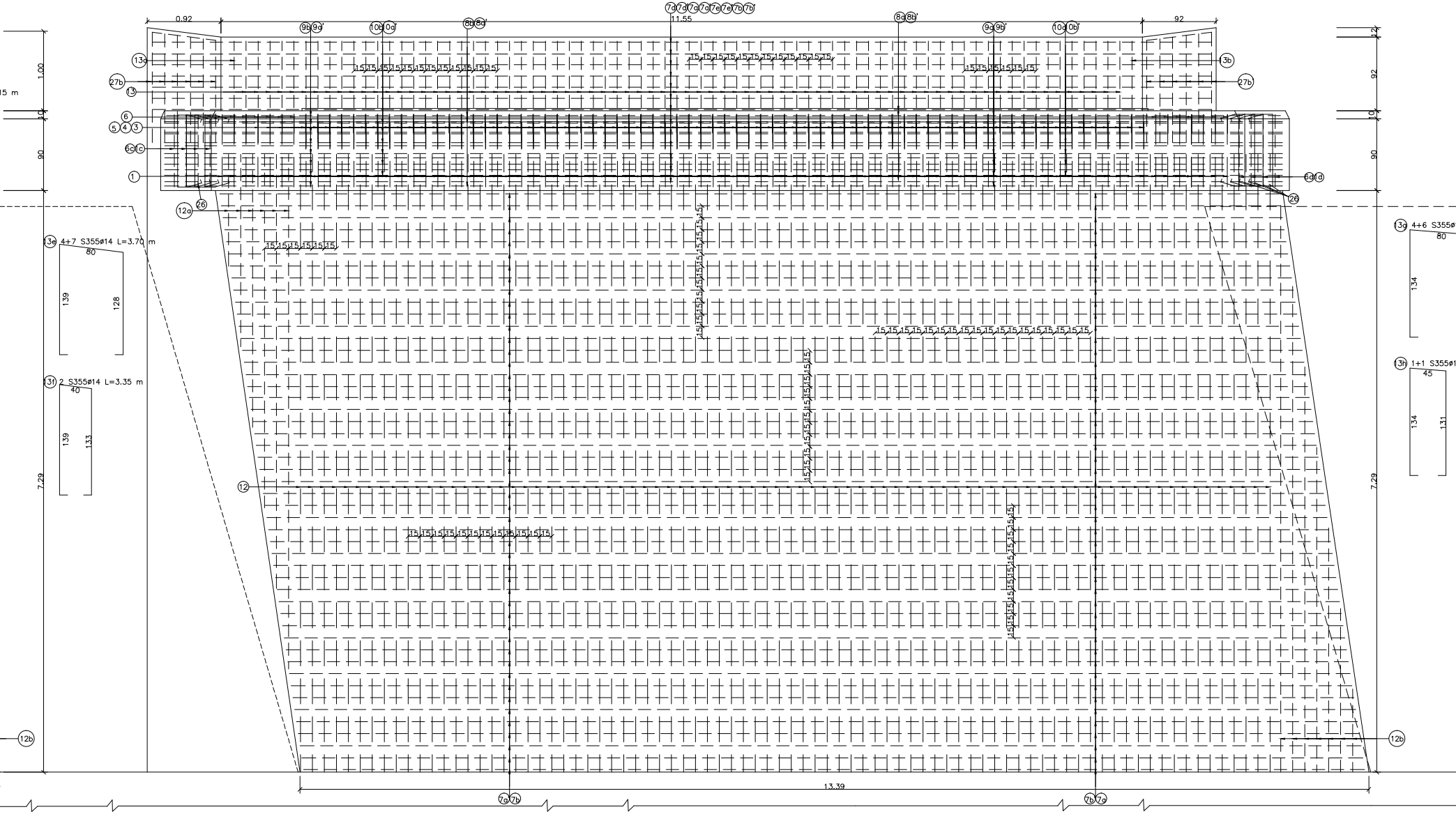

0.92
11.55
92
13.39
7.29
1.00
90
92
12
10
13e 4+7 S355ø14 L=3.70 m
80
139
128
13f 2 S355ø14 L=3.35 m
40
139
133
13g 4+6 S355ø
80
134
13h 1+1 S355ø1
45
134
131
15 15 15 15 15 15
12
12a
12b
26
13
13a
13b
27b
1
3
4
5
6
6c
6d
7a
7b
8a
8b
9a
9b
10a
10b

DALE PREFABRICATE DIN BETON ARMATE CU S.T.N.B. /CONCRETE PREFAB SLABS REINFORCED WITH S.T.N.B.

Sc. 1:10

Beton: Concrete:	– C30/37 suprastructura/superstructure
Tipul grinzilor: Beams type:	– grinzi metalice sudate/steel welded girders
Otel pentru grinzi: Steel for the beams:	– (OL 37–EP) S275J_3G_3 (EN 10025/2004)
Armatura: Reinforcement:	– S355;S345
Strat de acoperire: Concrete cover	– min. 4cm expunere in aer/air exposed

TIP 1/TYPE 1
(31 buc. pentru trotuar/31 piece for sidewalk)

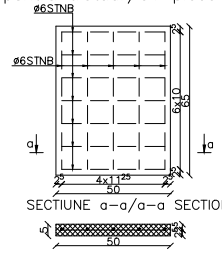

ø6STNB
ø6STNB
4x11²⁵
50
6x10
65
a
a

SECTIUNE a–a/a–a SECTION

TIP 2/TYPE 2
(1 buc. /1 piece)

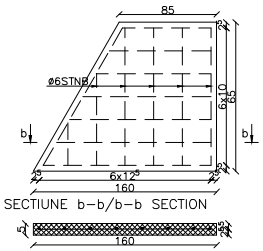

85
ø6STNB
6x12⁵
160
6x10
65
b
b

SECTIUNE b–b/b–b SECTION

TIP 3/TYPE 3
(2+2 buc. /2+2 piece)

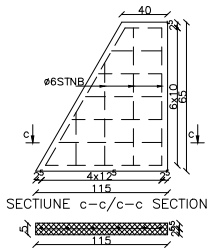

40
ø6STNB
4x12⁵
115
6x10
65
c
c

SECTIUNE c–c/c–c SECTION

TIP 4/TYPE 4
(1 buc. /1 piece)

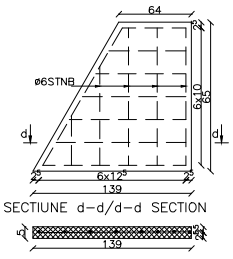

64
ø6STNB
6x12⁵
139
6x10
65
d
d

SECTIUNE d–d/d–d SECTION

EXTRAS DE ARMATURA STNB PENTRU O CULEE DE CALE FERATA
TABLE FOR REINFORCEMENTS STNB FOR SINGLE ABUTMENT

TIP/TYPE	TIP ARMATURA TYEPE REINFOCEMENT	Nr. BUC. No. PIECE	kg/m	m/buc. m/piece	kg
TIP 1 TYPE 1	STNB 6 G.Q.283	31	0.222	6.15	43,00
TIP 2 TYPE 2	STNB 6 G.Q.283	1	0.222	7.61	1.70
TIP 3 TYPE 3	STNB 6 G.Q.283	4	0.222	4.91	4.40
TIP 4 TYPE 4	STNB 6 G.Q.283	1	0.222	6.29	1.40
				TOTAL	50.50kg
				PIERDERI 5%	2.525kg

TOTAL POD (2 CULEI): 2 x 55.00 kg=110.00 kg
TOTAL BRIDGE (2 ABUTMENTS): 2 x 55.00 kg=110.00 kg


92
4.85
92
7c 7
8
9
10
13a
37b
13
6
5 4 3
6a 1b
1
12a
26
3b
37b
1b 6b
26
14 L=3.65 m
128
4 L=3.30 m
15 15 15 15 15 15 15 15 15 15 15 15 15 15 15 15 15 15 15 15 15 15 15 15
15 15 15 15 15 15
15 15 15 15 15 15
12
12b
1.00
10
0.90
7.29
6.70
7

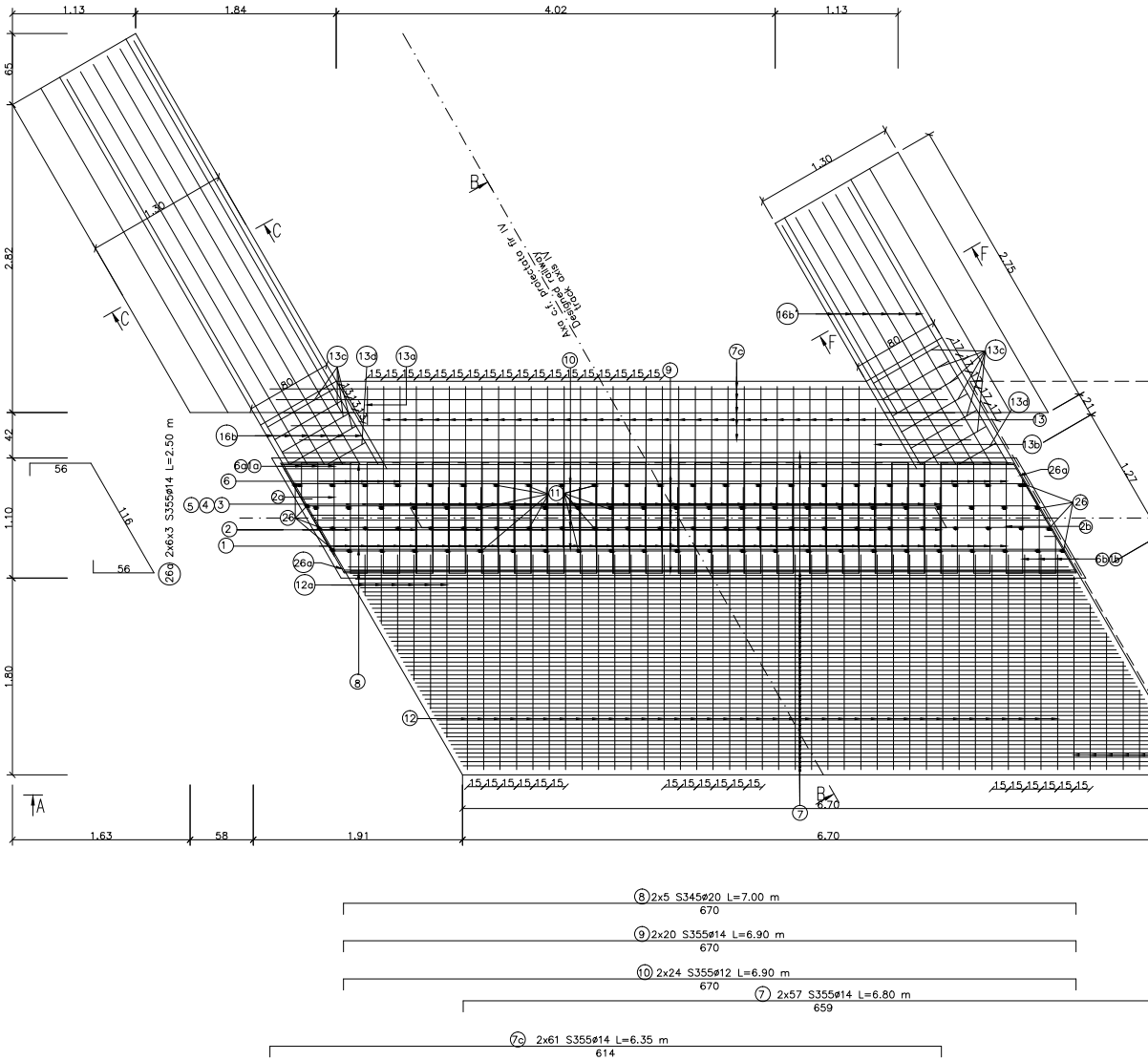
1.13
1.84
4.02
1.13
65
2.82
42
1.10
1.80
1.30
1.30
2.75
80
80
2.1
1.27
B
B
C
C
F
F
A
Axa c.f. proiectata fr IV
Designed railway track axis IV
13c
13d
13a
10
9
7c
16b
13c
13d
13
3b
26a
26
2b
6b 1b
16b
6a 1a
6
2a
5 4 3
26
2
1
26a
12a
11
8
12
7
56
116
56
26a 2x6x3 S355ø14 L=2.50 m
15 15 15 15 15 15 15 15 15 15 15 15 15 15 15 15 15 15
15 15 15 15 15 15
15 15 15 15 15 15
15 15 15 15 15 15
1.63
58
1.91
6.70
6.70
8 2x5 S345ø20 L=7.00 m
670
9 2x20 S355ø14 L=6.90 m
670
10 2x24 S355ø12 L=6.90 m
670
7 2x57 S355ø14 L=6.80 m
659
7c 2x61 S355ø14 L=6.35 m
614

VEDERE IN PLAN / PLAN VIEW
Scara/Scale 1:25

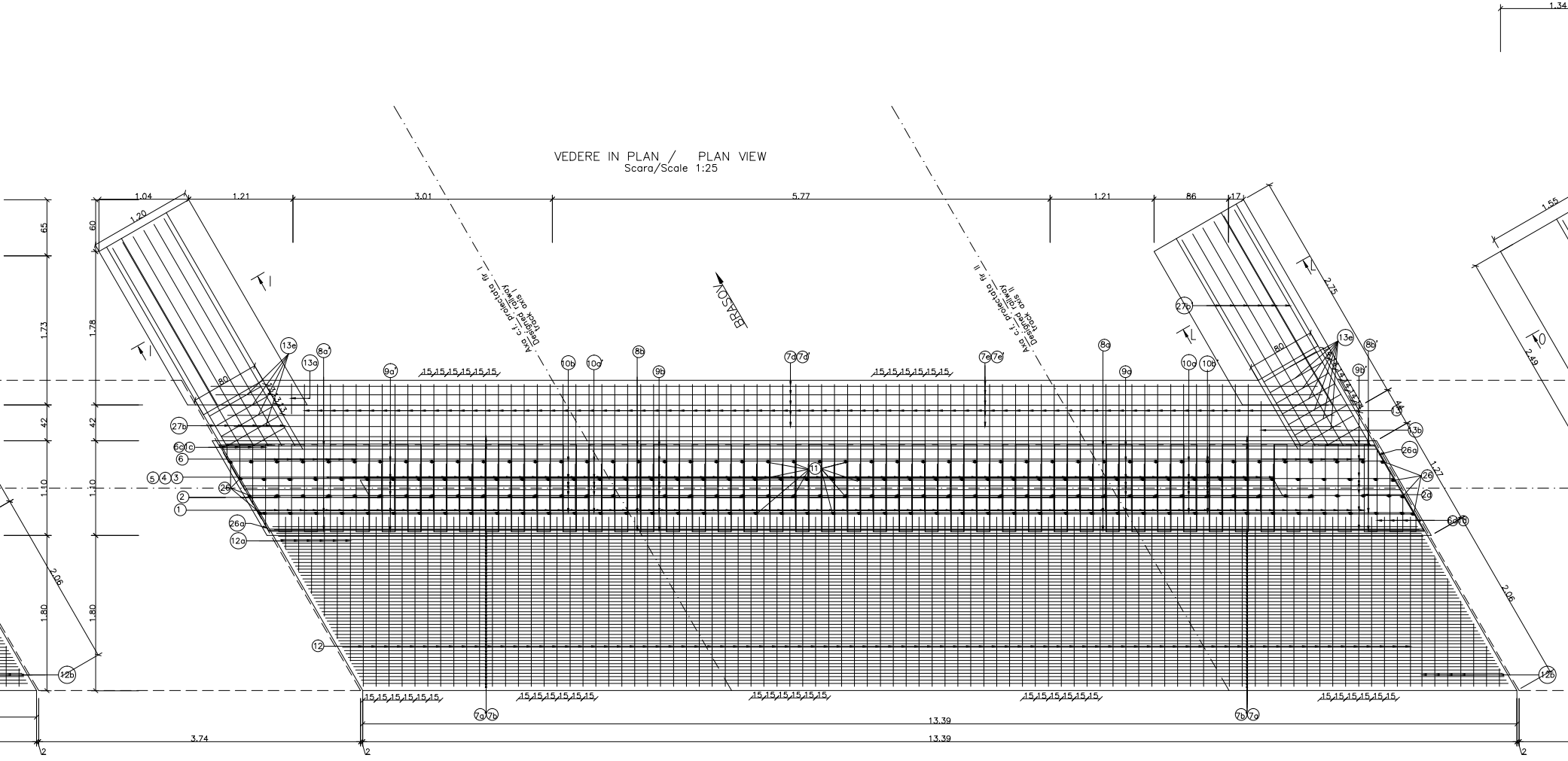

1.04
1.20
60
1.21
3.01
5.77
1.21
86
17
1.34
1.55
65
1.73
1.78
42
1.10
1.80
2.06
2.75
2.49
1.27
80
44
Axa c.f. proiectata fir I
Designed railway track axis I
Axa c.f. proiectata fir II
Designed railway track axis II
BRASOV
13e
8a'
13a
9a'
10b
10a'
8b
9b
7d
7d'
7e
7e'
8a
9a
10a
10b'
8b'
9b'
27b
27a
6c
1c
6
5
4
3
2
1
26
26a
12a
12
12b
11
13b
26a
26
2a
6a
1b
7a
7b
15 15 15 15 15 15
3.74
13.39
13.39
2



8a' 3 S345ø20 L=2.80 m
80
248
8a 3 S345ø20 L=12.00 m
1172
8b 2 S345ø20 L=12.00 m
1172
8b' 2 S345ø20 L=2.80 m
80
248
9a' 10 S355ø14 L=2.40 m
56
216
9a 10 S355ø14 L=12.00 m
1180
9b 10 S355ø14 L=12.00 m
1180
9b' 10 S355ø14 L=2.40 m
56
216
10a' 12 S355ø12 L=2.25 m
48
208
10a 12 S355ø12 L=12.00 m
1180
10b 12 S355ø12 L=12.00 m
1180
10b' 12 S355ø12 L=2.25 m
48
208
7a 28 S355ø14 L=2.30 m
56
206
7a 28 S355ø14 L=12.00 m
1180
7b 29 S355ø14 L=12.00 m
1180
7b 29 S355ø14 L=2.30 m
56
206
7d 31 S355ø14 L=1.80 m
56
160
7d 31 S355ø14 L=12.00 m
1180
7e 30 S355ø14 L=12.00 m
1180
7e 30 S355ø14 L=1.80 m
56
160

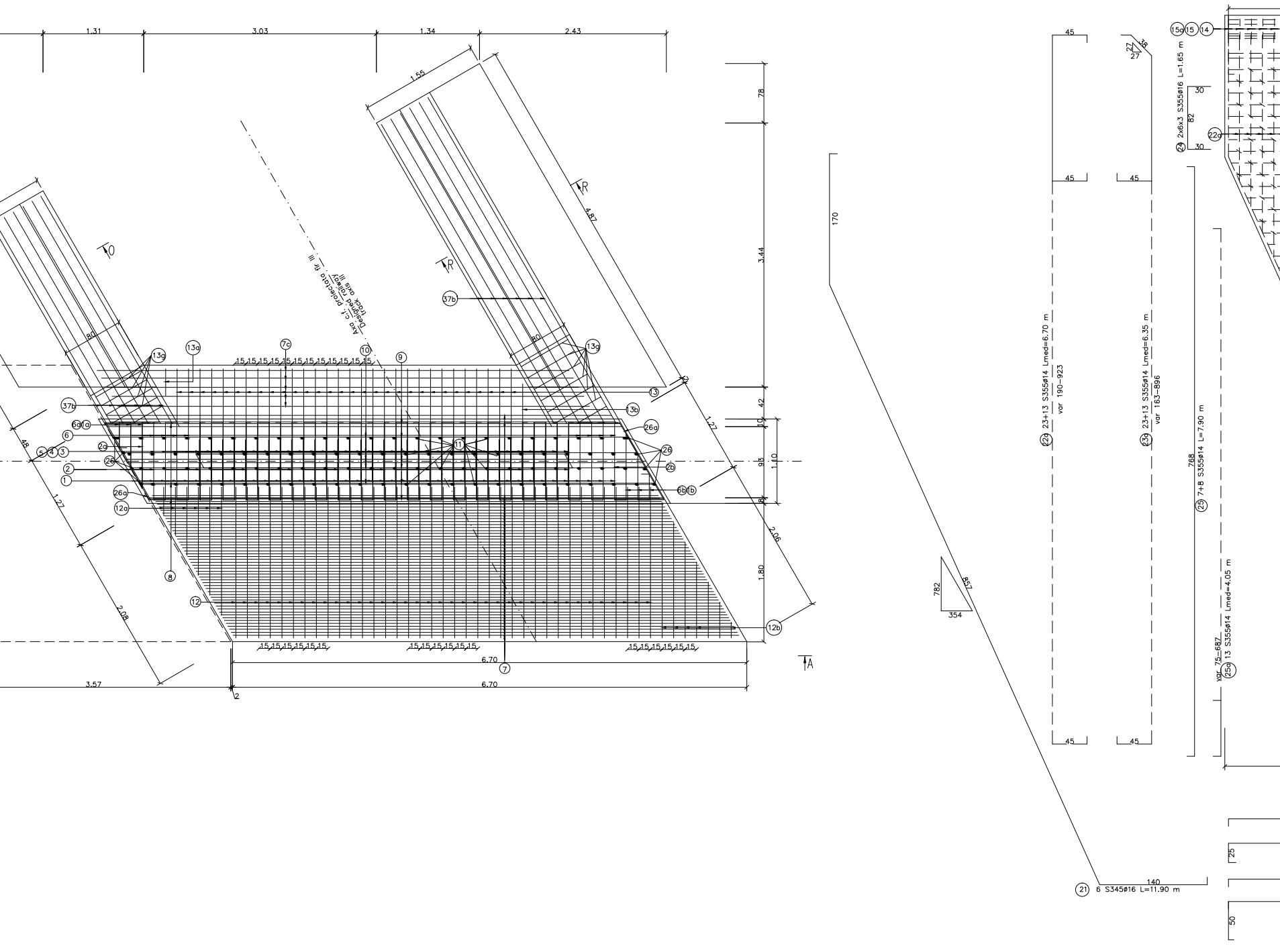
1.31
3.03
1.34
2.43
1.55
78
3.44
42
10
93
1.10
8
1.80
4.87
1.27
2.06
2.08
1.27
48
80
80
3.57
6.70
6.70
2
R
R
O
A
Axa c.f. proiectata fir III
Designed railway track axis III
15 15 15 15 15 15 15 15 15 15 15 15 15 15
15 15 15 15 15 15
15 15 15 15 15 15
15 15 15 15 15 15
1
2
2a
2b
3
4
5
6
6a
1a
6b
1b
7
7c
8
9
10
11
12
12a
12b
13
13a
13a
13b
26
26
26a
26a
37b
37b
170
782
857
354
45
45
45
45
45
27
27
38
30
82
30
768
22a 23+13 S355ø14 Lmed=6.70 m
var 190–923
23a 23+13 S355ø14 Lmed=6.35 m
var 163–896
25 7+8 S355ø14 L=7.90 m
25a 13 S355ø14 Lmed=4.05 m
var 75–687
24 2x6x3 S355ø16 L=1.65 m
15a 15 14
22a
21 6 S345ø16 L=11.90 m
140
25
50

VEDERE D-D/ D-D VIEW
Scara/Scale 1:25

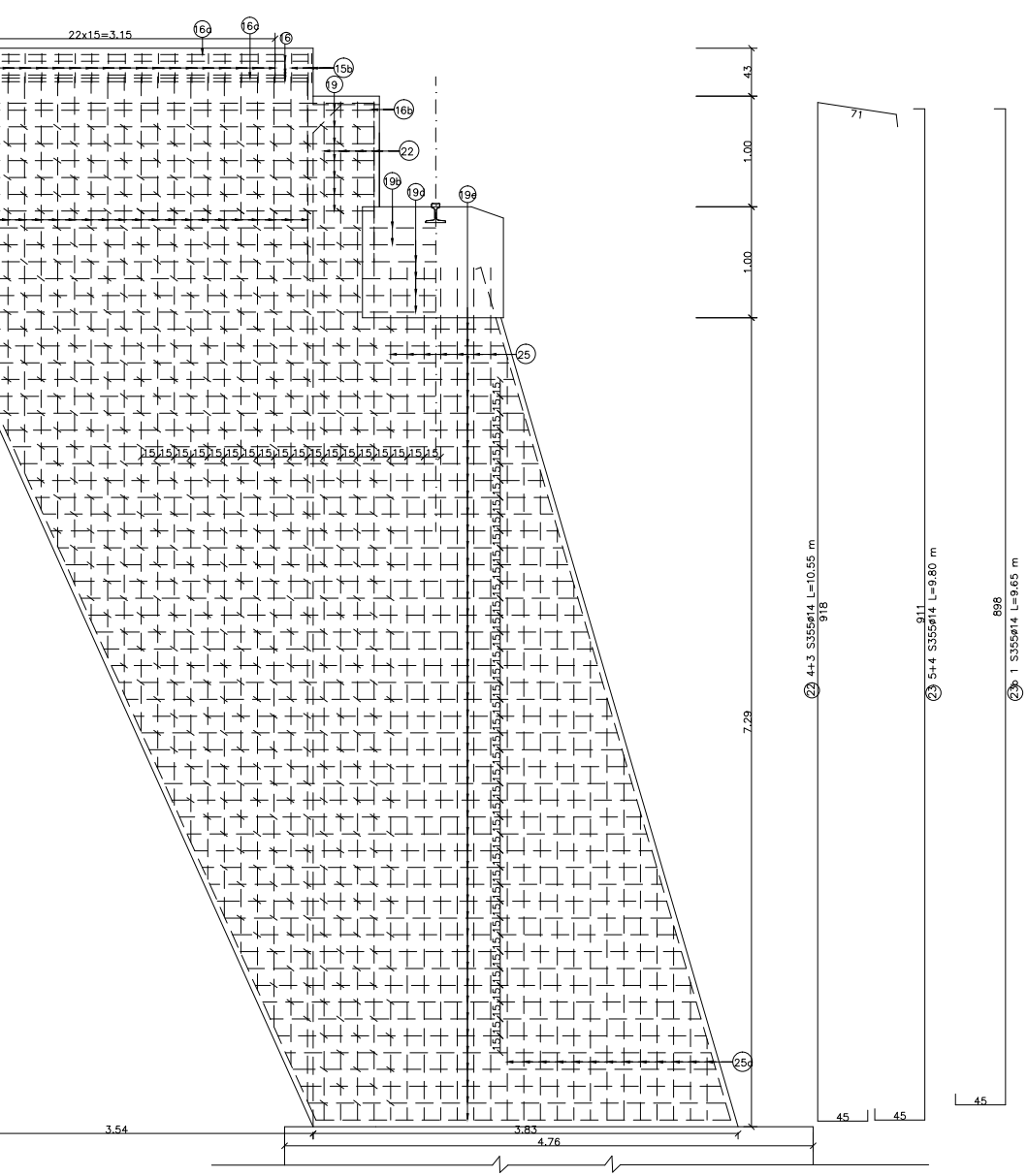
22x15=3.15
16a
16a
16
15b
19
16b
22
19b
19d
19e
25
15 15 15 15 15 15 15 15 15 15 15 15 15 15 15 15 15 15 15 15
25a
43
1.00
1.00
7.29
71
22 4+3 S355ø14 L=10.55 m
918
911
23 5+4 S355ø14 L=9.80 m
898
23b 1 S355ø14 L=9.65 m
45
45
45
3.54
3.83
4.76

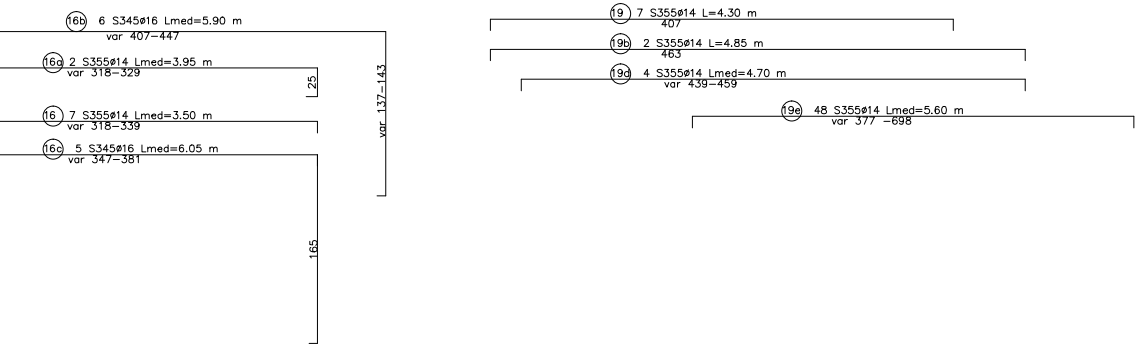
16b 6 S345ø16 Lmed=5.90 m
var 407-447
16a 2 S355ø14 Lmed=3.95 m
var 318-329
25
var 137-143
16 7 S355ø14 Lmed=3.50 m
var 318-339
16c 5 S345ø16 Lmed=6.05 m
var 347-381
165
19 7 S355ø14 L=4.30 m
407
19b 2 S355ø14 L=4.85 m
463
19d 4 S355ø14 Lmed=4.70 m
var 439-459
19e 48 S355ø14 Lmed=5.60 m
var 377 -698

SECTIUNE C1-C1/ C1-C1 SECTION
Scara/Scale 1:25

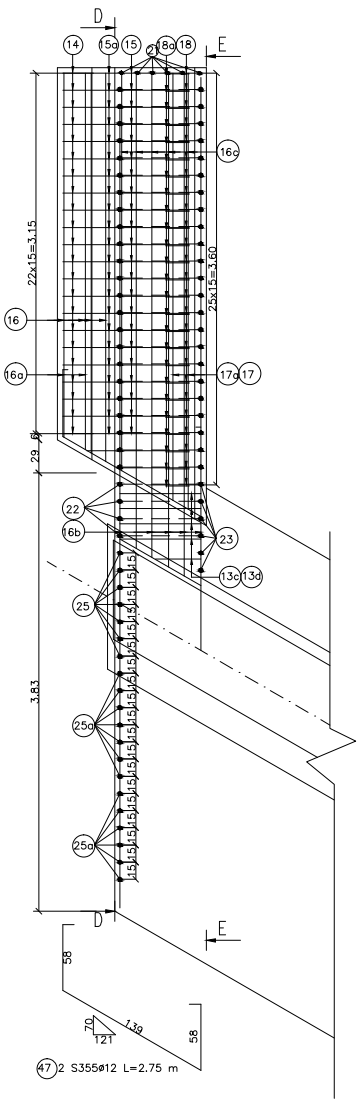
D
E
14
15a
15
21
18a
18
16c
22x15=3.15
25x15=3.60
16
16a
17a
17
29
22
16b
23
13c
13d
25
3.83
25a
25a
D
E
58
70
121
139
58
47 2 S355ø12 L=2.75 m

SECTIUNE C-C/ C-C SECTION
Scara/Scale 1:25

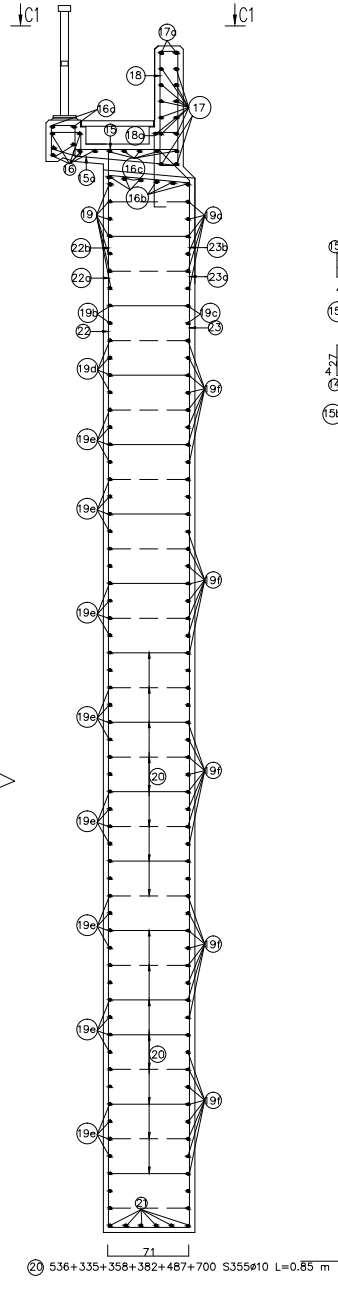
C1
C1
17a
18
17
16a
15
18a
16
15a
16c
16b
19
19a
22b
23b
22a
23a
19b
19c
22
23
19d
19f
19e
20
20
21
71
20 536+335+358+382+487+700 S355ø10 L=0.85 m

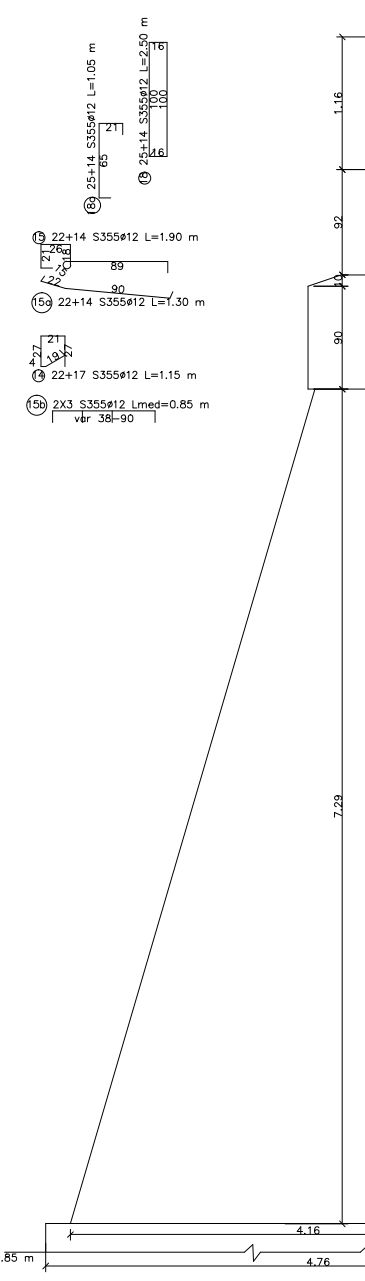
8a 25+14 S355ø12 L=1.05 m
65
21
19 25+14 S355ø12 L=2.50 m
16
100
100
16
15 22+14 S355ø12 L=1.90 m
21
26
89
90
15a 22+14 S355ø12 L=1.30 m
21
27
19
27
14 22+17 S355ø12 L=1.15 m
15b 2X3 S355ø12 Lmed=0.85 m
var 38-90
1.16
92
90
7.29
4.16
4.76

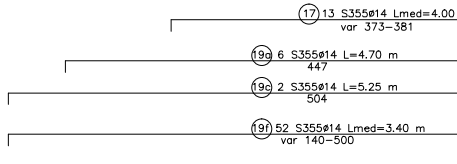
17 13 S355ø14 Lmed=4.00
var 373-381
19a 6 S355ø14 L=4.70 m
447
19c 2 S355ø14 L=5.25 m
504
19f 52 S355ø14 Lmed=3.40 m
var 140-500

VEDERE E–E/ E–E VIEW
Scara/Scale 1:25

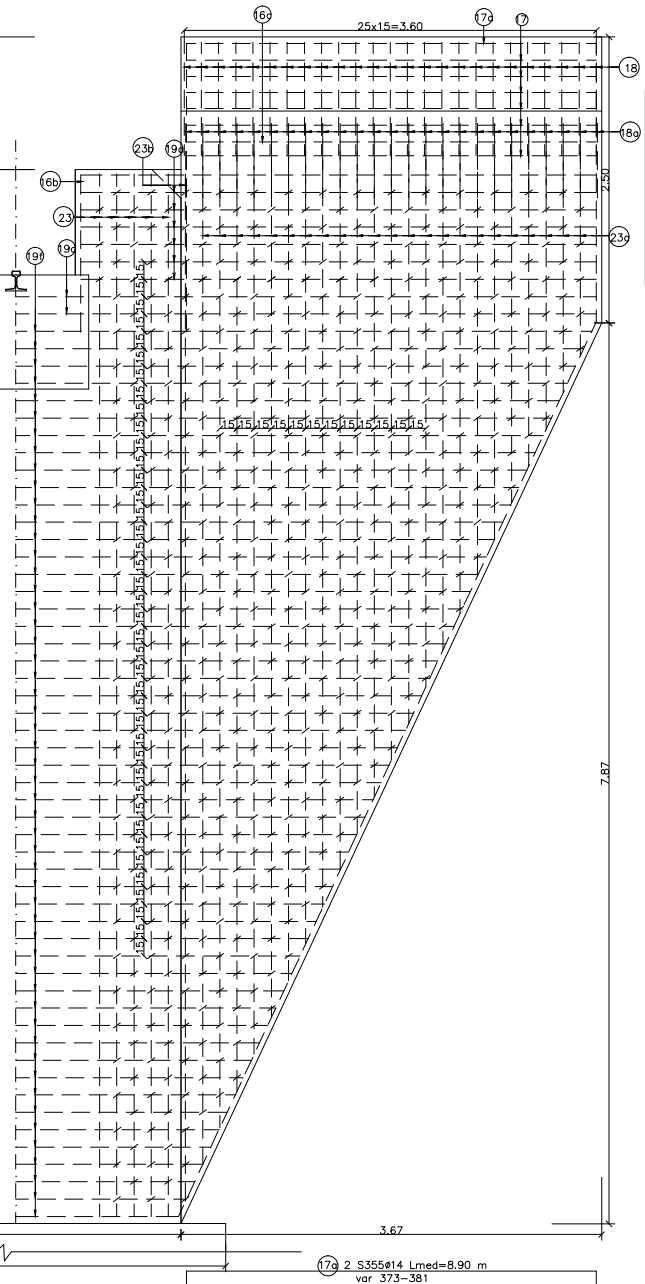
16c
17a
17
25x15=3.60
18
18a
23b
19a
16b
23
19a
19f
23a
15 15 15 15 15 15 15 15 15 15 15 15
2.50
170
7.87
3.67

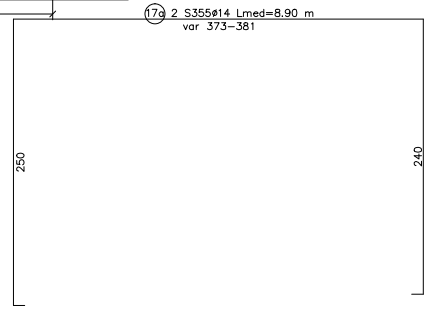

17a 2 S355ø14 Lmed=8.90 m
var 373–381

VEDERE H–H/ H–H VIEW
Scara/Scale 1:25

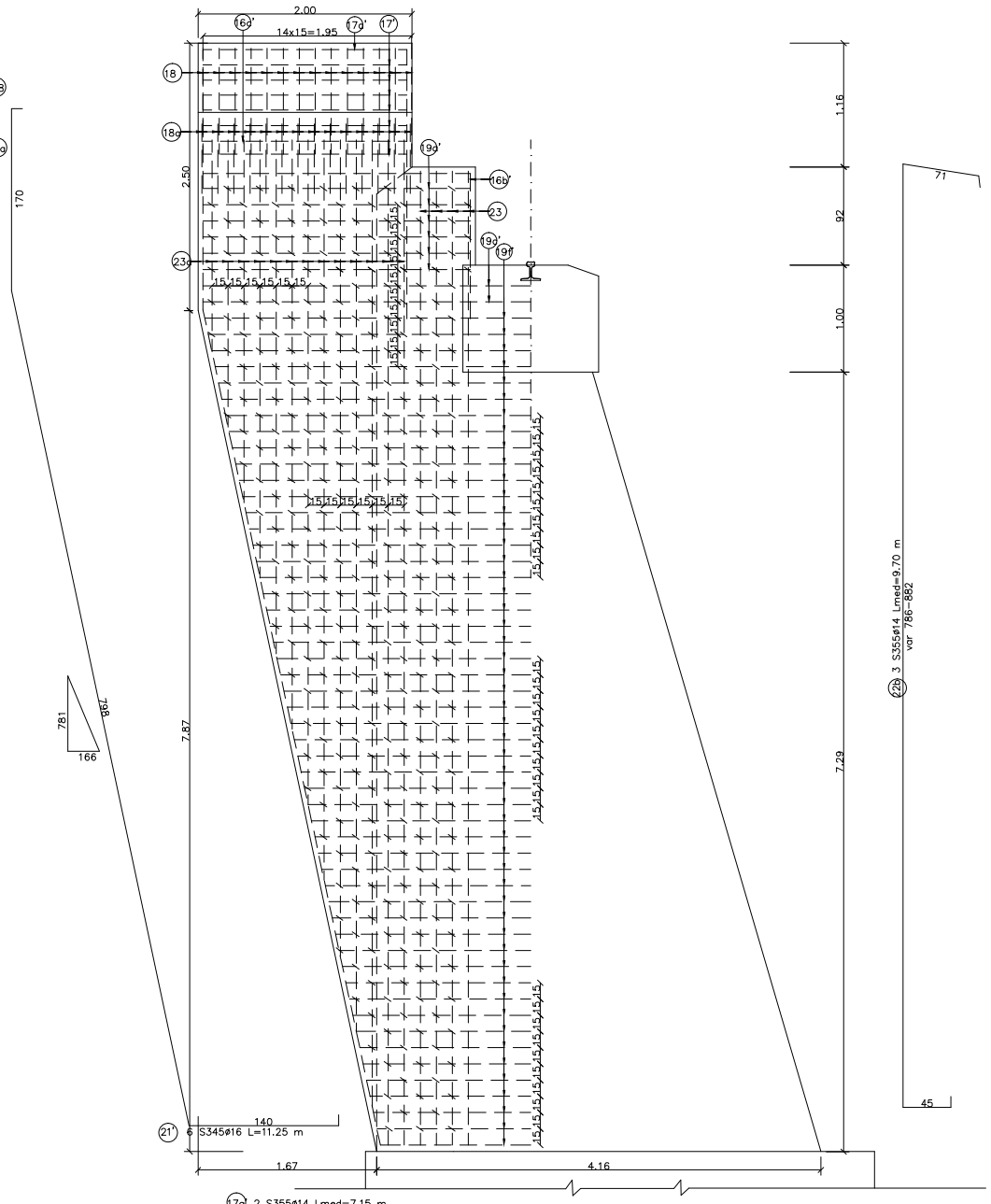
2.00
16d'
14x15=1.95
17d'
17'
18
18a
19a'
16b'
23
19a'
19f
23a
15 15 15 15 15 15
15 15 15 15 15 15
2.50
7.87
781
798
166
140
1.67
4.16
1.16
92
1.00
7.29
71
45

21' 6 S345ø16 L=11.25 m

22b 3 S355ø14 Lmed=9.70 m
var 786–882

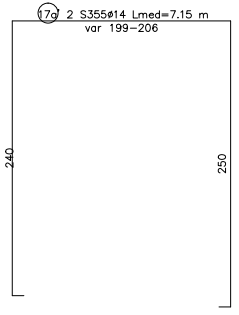

17a' 2 S355ø14 Lmed=7.15 m
var 199–206

17' 13 S355ø14 Lmed=2.25 m
var 199–206

19a 6 S355ø14 L=2.75 m
253

19c 2 S355ø14 L=3.30 m
309

19f 52 S355ø14 Lmed=2.50 m
var 144–308

SECTIUNE F–F/ F–F SECTION
Scara/Scale 1:25

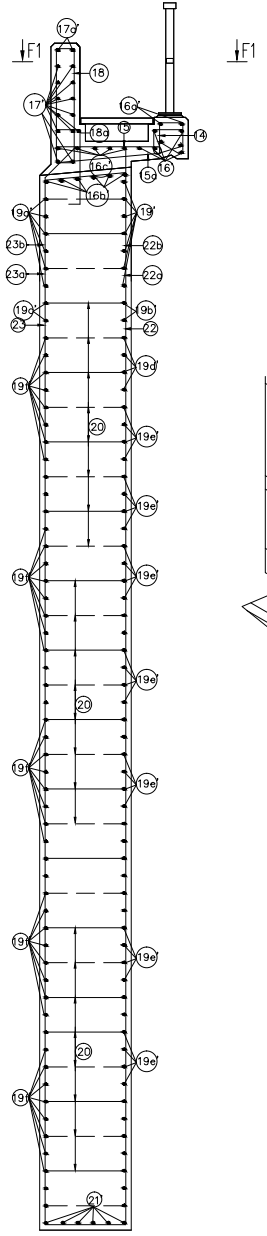
17a'
F1
F1
18
17'
16d'
18a
13
14
16c'
5a
16
16b
19a
19'
23b
22b
23a
22a
19c
23
9b
22
19f
19d'
20
19e'
21

SECTIUNE F1–F1/ F1–F1 SECTION
Scara/Scale 1:25

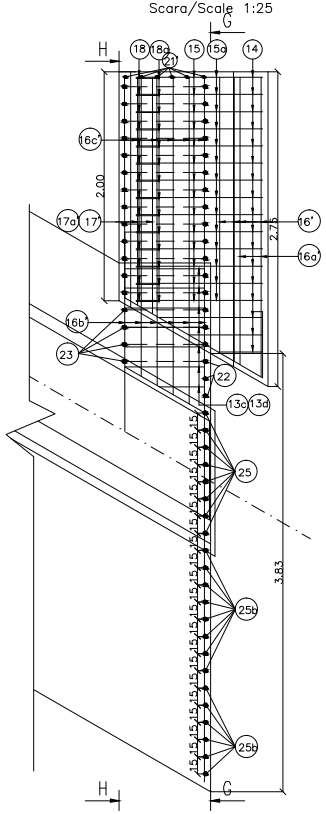
H
G
18
18a
21
15
15a
14
16c'
2.00
17a
17'
2.75
16'
16a
16b'
23
22
13c
13d
25
3.83
25b
25b
H
G



25b 14 S355ø14 Lmed=3.85 m
var 32–697

VEDERE G–G/ G–G VIEW
Scara/Scale 1:25

SECTIUNE I–I/ I–I SECTION
Scara/Scale 1:25

VEDERE K–K/ K–K VIEW
Scara/Scale 1:25

SECTIUNE I1–I1/ I1–I1 SECTION
Scara/Scale 1:25

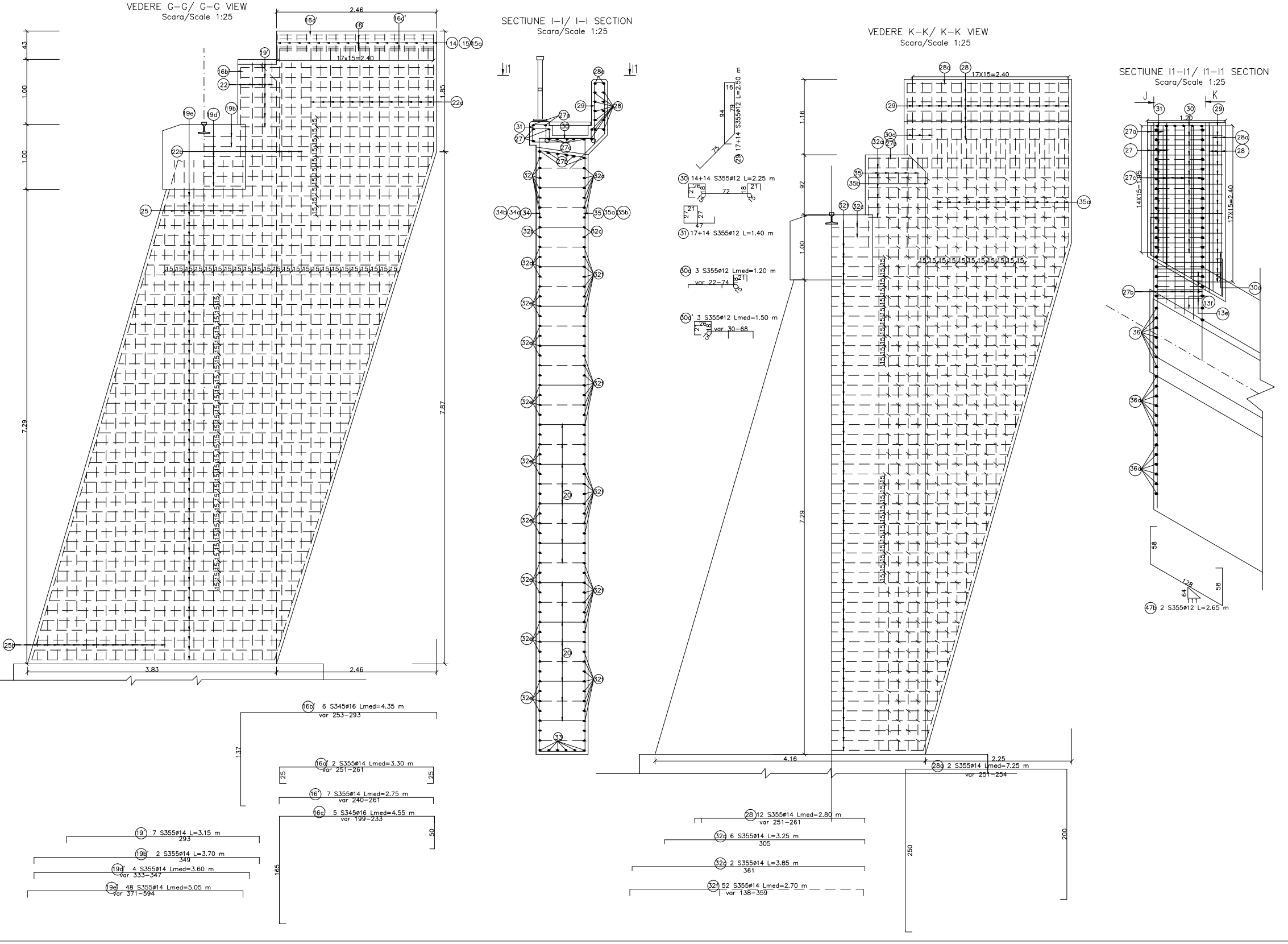
2.46
17x15=2.40
16a'
16'
16c'
14 15 15a
19'
16b
22
22a
1.85
19e' 19d' 19b
22b
25
25b
43
1.00
1.00
7.29
7.87
3.83
2.46
15 15 15 15 15 15 15 15 15 15 15 15 15 15 15 15 15 15 15 15 15 15 15 15 15 15 15
16b' 6 S345ø16 Lmed=4.35 m
var 253–293
137
16a' 2 S355ø14 Lmed=3.30 m
var 251–261
25
16' 7 S355ø14 Lmed=2.75 m
var 240–261
16c 5 S345ø16 Lmed=4.55 m
var 199–233
50
165
19' 7 S355ø14 L=3.15 m
293
19b' 2 S355ø14 L=3.70 m
349
19d' 4 S355ø14 Lmed=3.60 m
var 333–347
19e' 48 S355ø14 Lmed=5.05 m
var 371–594
I1
28a
29
28
31
30
27a
27
27b
32
32a
34b 34a 34
35 35a 35b
32b
32c
32d
32f
32e
20
33
16
79
94
75
29 17+14 S355ø12 L=2.50 m
30 14+14 S355ø12 L=2.25 m
26 21 18 72 18 21 15
21 27 27 47
31 17+14 S355ø12 L=1.40 m
30a 3 S355ø12 Lmed=1.20 m
var 22–74
30a' 3 S355ø12 Lmed=1.50 m
var 30–68
17X15=2.40
1.16
92
1.00
7.29
30a
32a 27a
35
35b
35a
32f 32e
4.16
2.25
28a 2 S355ø14 Lmed=7.25 m
var 251–254
250
200
28 12 S355ø14 Lmed=2.80 m
var 251–261
32a 6 S355ø14 L=3.25 m
305
32c 2 S355ø14 L=3.85 m
361
32f 52 S355ø14 Lmed=2.70 m
var 138–359
J
K
1.20
14X15=1.95
17X15=2.40
27a
27
27c
27b
13f
13e
36
36a
58
128
64
47b 2 S355ø12 L=2.65 m

VEDERE J–J/ J–J VIEW

Scara/Scale 1:25

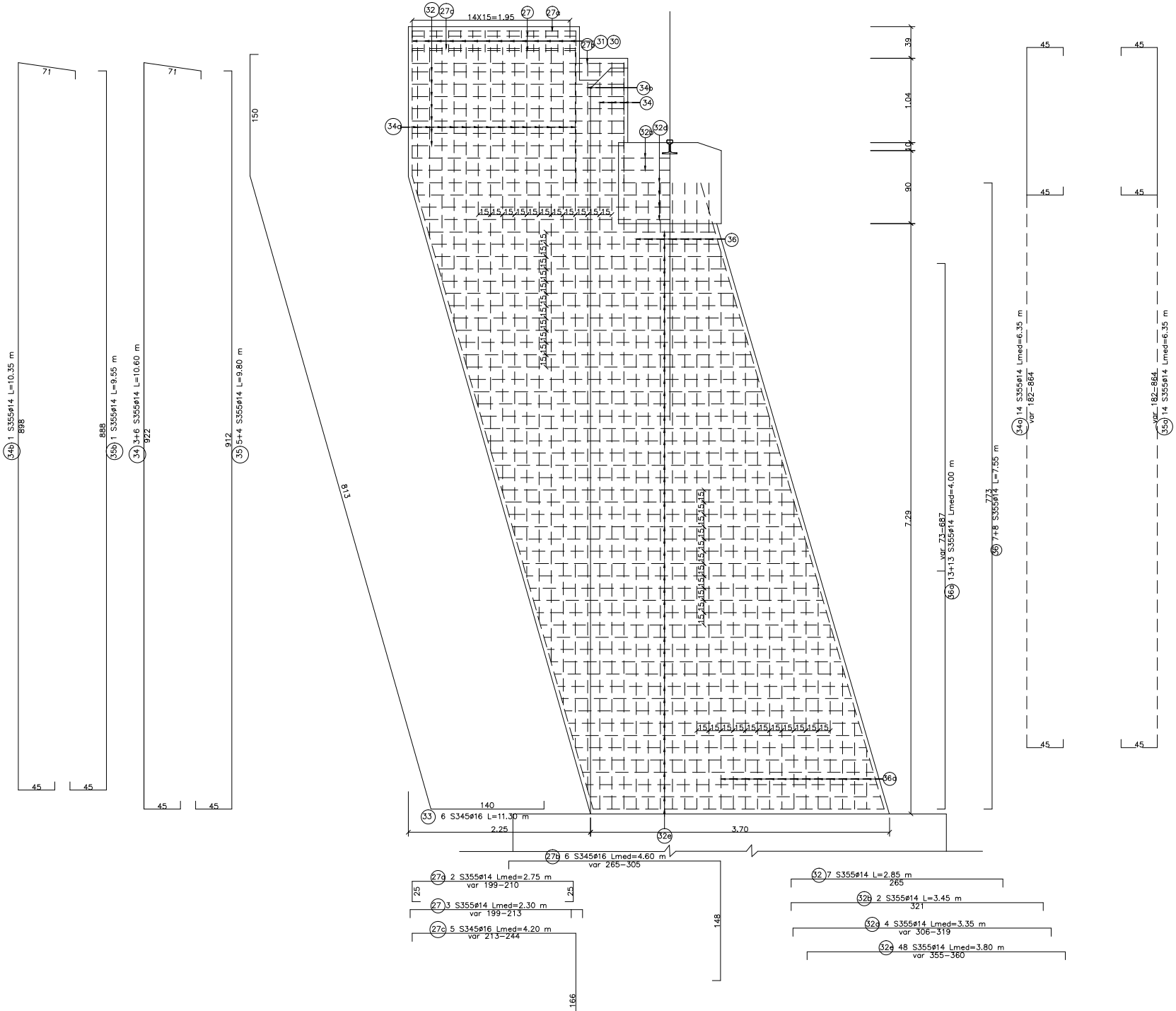

32
27c
14X15=1.95
27
27a
27b
31
30
34b
34
34c
32b
32d
15 15 15 15 15 15 15 15 15 15 15
36
36a
15 15 15 15 15 15 15 15 15 15
140
33 6 S345ø16 L=11.30 m
2.25
32e
3.70
27b 6 S345ø16 Lmed=4.60 m
var 265–305
148
27a 2 S355ø14 Lmed=2.75 m
var 199–210
25
25
27 3 S355ø14 Lmed=2.30 m
var 199–213
27c 5 S345ø16 Lmed=4.20 m
var 213–244
166
32 7 S355ø14 L=2.85 m
265
32b 2 S355ø14 L=3.45 m
321
32d 4 S355ø14 Lmed=3.35 m
var 306–319
32e 48 S355ø14 Lmed=3.80 m
var 355–360
71
71
34b 1 S355ø14 L=10.35 m
898
45
45
35b 1 S355ø14 L=9.55 m
888
34 3+6 S355ø14 L=10.60 m
922
45
45
150
35 5+4 S355ø14 L=9.80 m
912
813
39
1.04
10
90
7.29
36a 13+13 S355ø14 Lmed=4.00 m
var 73–687
36 7+8 S355ø14 L=7.55 m
773
45
45
34a 14 S355ø14 Lmed=6.35 m
var 182–864
45
45
35a 14 S355ø14 Lmed=6.35 m
var 182–864
45
45

SECTIUNE L–L/ L–L SECTION

Scara/Scale 1:25

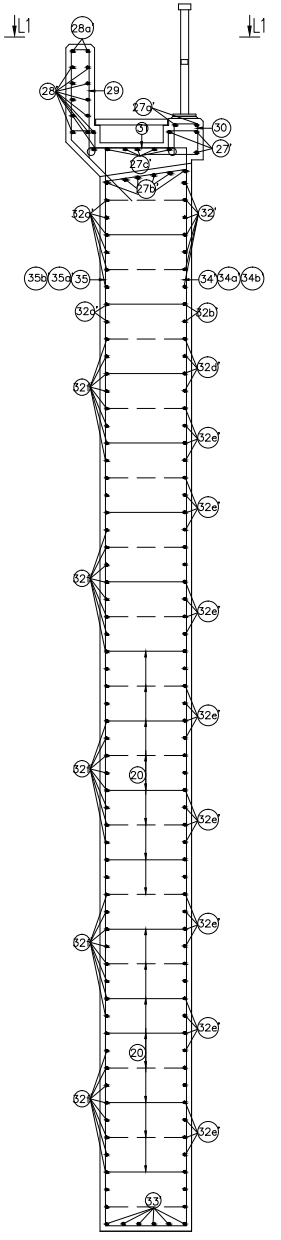

L1
L1
28a
28
29
27a'
31
30
27'
27c'
27b'
32a'
32'
35b
35a
35
34'
34a
34b
32c'
32b'
32d'
32f
32e'
20
20
33

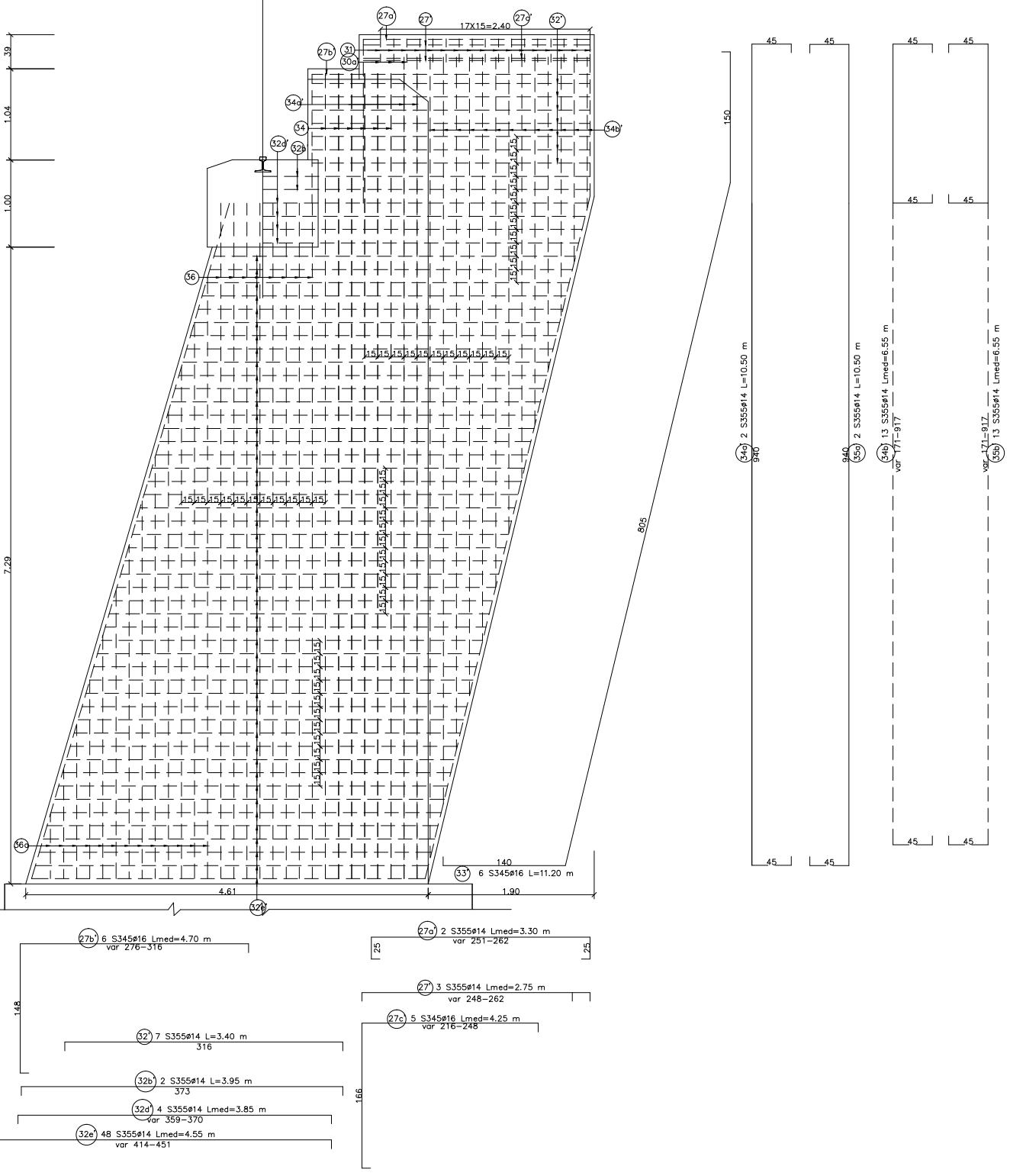
VEDERE N–N/ N–N VIEW
Scara/Scale 1:25

39
1.04
1.00
7.29
27a
27'
27a'
32'
17X15=2.40
27b'
31
30a
34a
34
34b'
32d'
32e
36
36a
15 15 15 15 15 15 15 15 15 15 15 15
4.61
1.90
140
32e'
150
805
33' 6 S345ø16 L=11.20 m
45
34a' 2 S355ø14 L=10.50 m
940
35a' 2 S355ø14 L=10.50 m
34b' 13 S355ø14 Lmed=6.55 m
var 171–917
35b' 13 S355ø14 Lmed=6.55 m
var 171–917
27b' 6 S345ø16 Lmed=4.70 m
var 276–316
148
27a' 2 S355ø14 Lmed=3.30 m
var 251–262
25
27' 3 S355ø14 Lmed=2.75 m
var 248–262
27c' 5 S345ø16 Lmed=4.25 m
var 216–248
166
32' 7 S355ø14 L=3.40 m
316
32b' 2 S355ø14 L=3.95 m
373
32d' 4 S355ø14 Lmed=3.85 m
var 359–370
32e' 48 S355ø14 Lmed=4.55 m
var 414–451

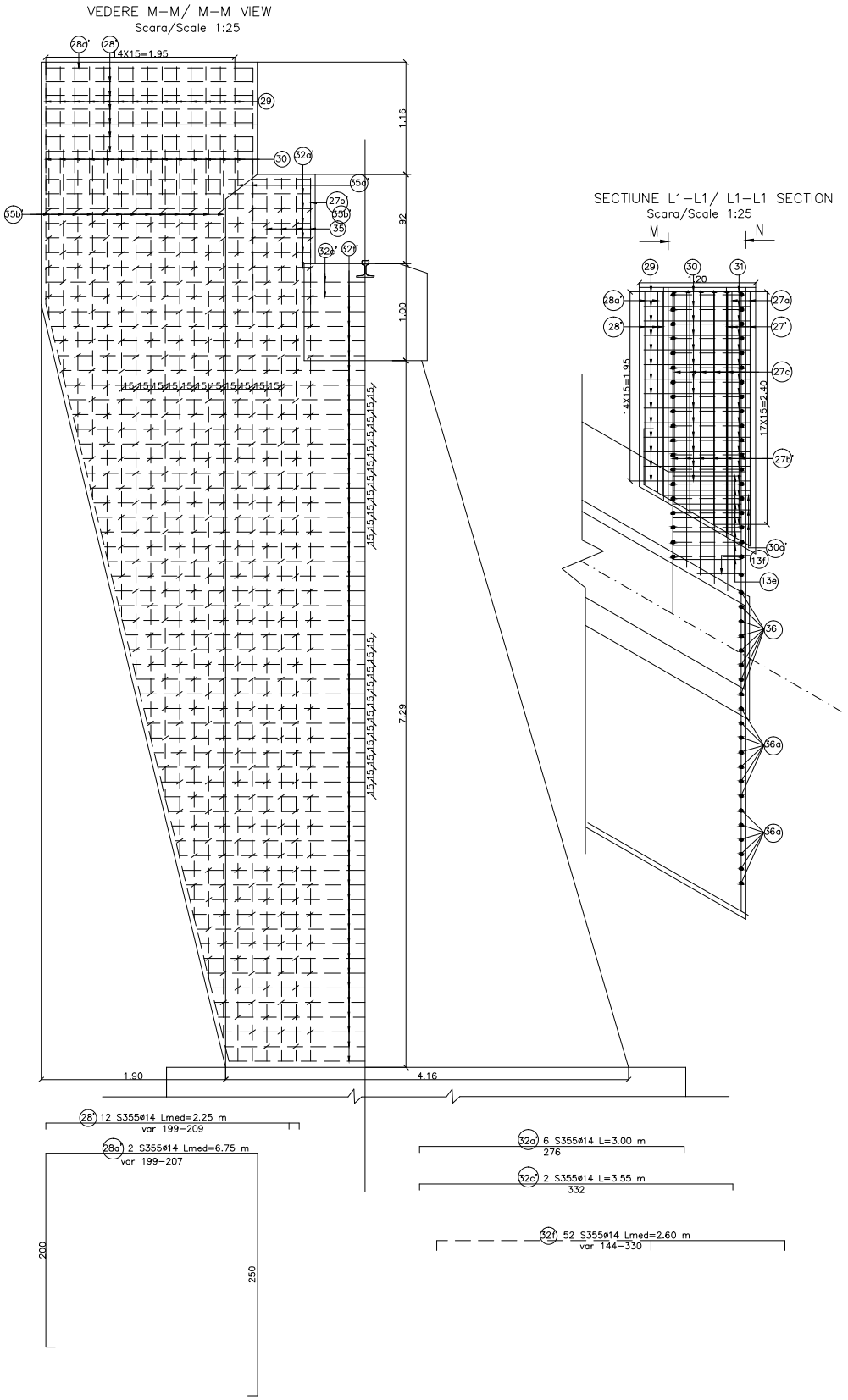
VEDERE M–M/ M–M VIEW
Scara/Scale 1:25

SECTIUNE L1–L1/ L1–L1 SECTION
Scara/Scale 1:25

28a'
28'
14X15=1.95
29
30
32a'
35a'
35b'
27b'
35b'
35
32c'
32f'
1.16
92
1.00
7.29
15 15 15 15 15 15 15 15 15 15 15 15
1.90
4.16
28' 12 S355ø14 Lmed=2.25 m
var 199–209
28a' 2 S355ø14 Lmed=6.75 m
var 199–207
200
250
32a' 6 S355ø14 L=3.00 m
276
32c' 2 S355ø14 L=3.55 m
332
32f' 52 S355ø14 Lmed=2.60 m
var 144–330
M
N
29
30
31
1.20
28a'
28'
27a'
27'
27c'
27b'
14X15=1.95
17X15=2.40
30a'
13f
13e
36
36a
36a

VEDERE P-P/ P-P VIEW
Scara/Scale 1:25

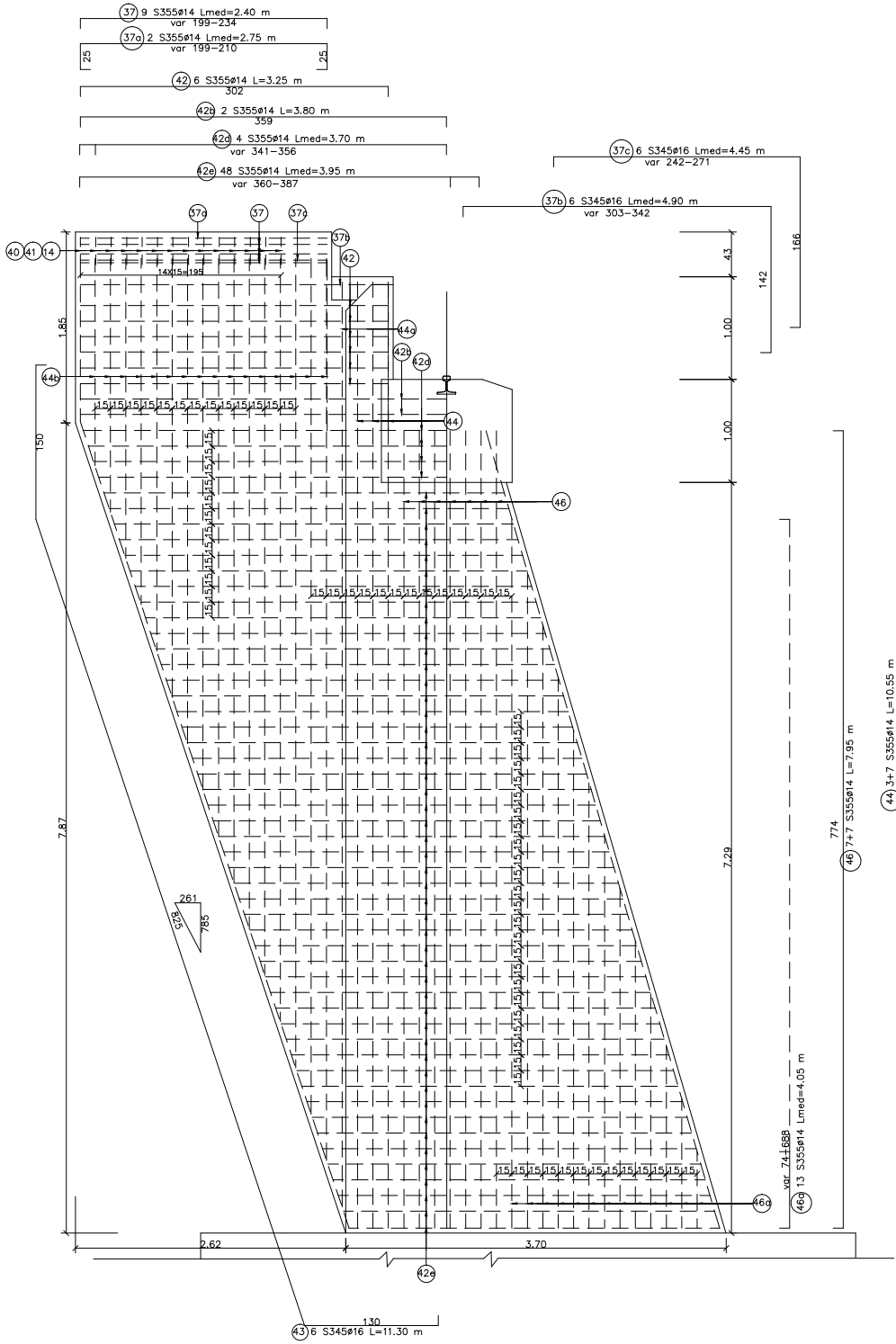
37 9 S355ø14 Lmed=2.40 m
var 199–234
37a 2 S355ø14 Lmed=2.75 m
var 199–210
25
25
42 6 S355ø14 L=3.25 m
302
42b 2 S355ø14 L=3.80 m
359
42d 4 S355ø14 Lmed=3.70 m
var 341–356
42e 48 S355ø14 Lmed=3.95 m
var 360–387
37c 6 S345ø16 Lmed=4.45 m
var 242–271
37b 6 S345ø16 Lmed=4.90 m
var 303–342
166
142
43
1.00
1.00
7.29
40 41 14
37a 37 37a
37b
42
44a
42b 42d
44b
44
46
46a
14X15=195
1.85
150
7.87
261
825
785
774
46 7+7 S355ø14 L=7.95 m
var 74–688
46a 13 S355ø14 Lmed=4.05 m
2.62
3.70
42e
130
43 6 S345ø16 L=11.30 m

SECTIUNE O-O/ O-O SECTION
Scara/Scale 1:25

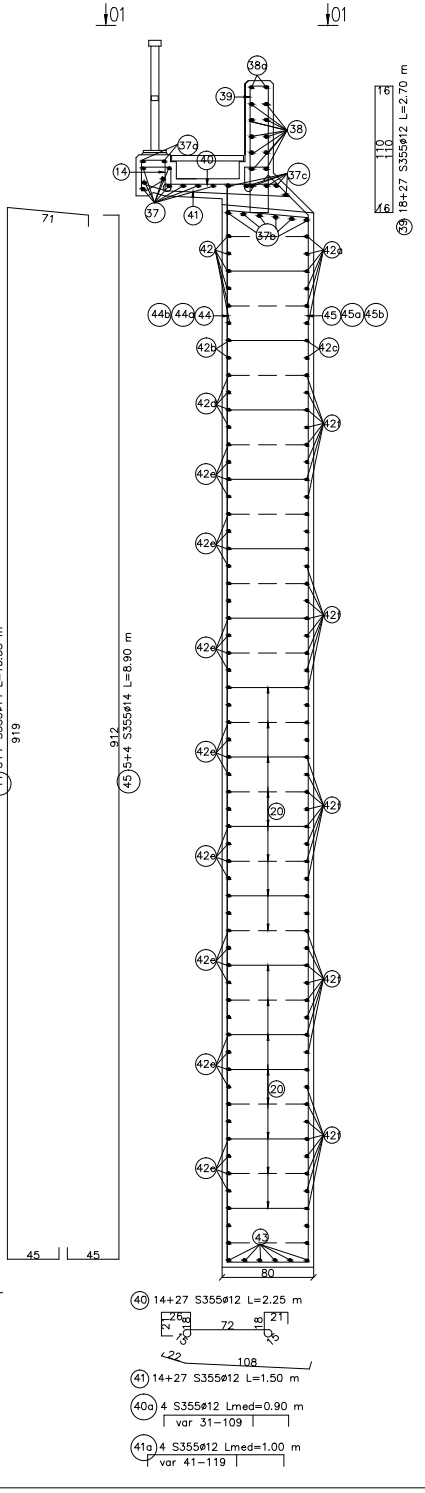
01
01
38a
39
38
37a
40
14
37c
37
41
37b
16
110
110
16
39 18+27 S355ø12 L=2.70 m
71
42
42a
44b 44a 44
45 45a 45b
42b
42c
42d
42e
42f
20
20
43
80
919
44 3+7 S355ø14 L=10.55 m
912
45 5+4 S355ø14 L=8.90 m
45
45
40 14+27 S355ø12 L=2.25 m
26
72
18
21
22
108
41 14+27 S355ø12 L=1.50 m
40a 4 S355ø12 Lmed=0.90 m
var 31–109
41a 4 S355ø12 Lmed=1.00 m
var 41–119

SECTIUNE 01–01/ 01–01 SECTION
Scara/Scale 1:25

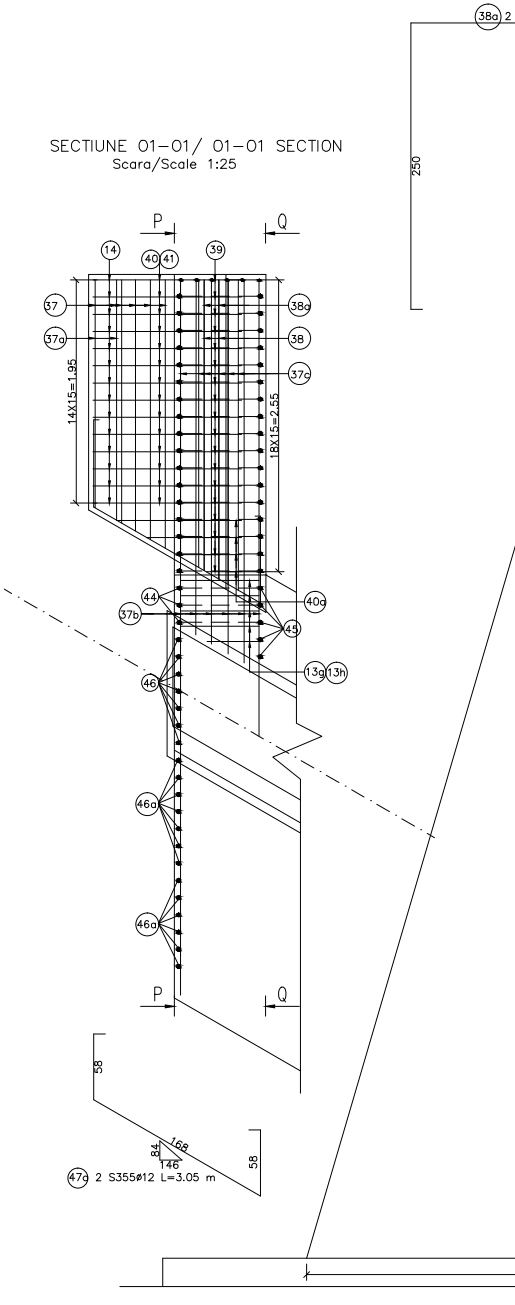
38a 2
250
P
Q
14
40 41
39
37
37a
38a
38
37c
14X15=1.95
18X15=2.55
44
37b
40a
45
13g 13h
46
46a
46a
P
Q
58
84
168
146
58
47a 2 S355ø12 L=3.05 m

VEDERE Q-Q / Q-Q VIEW
Scara/Scale 1:25

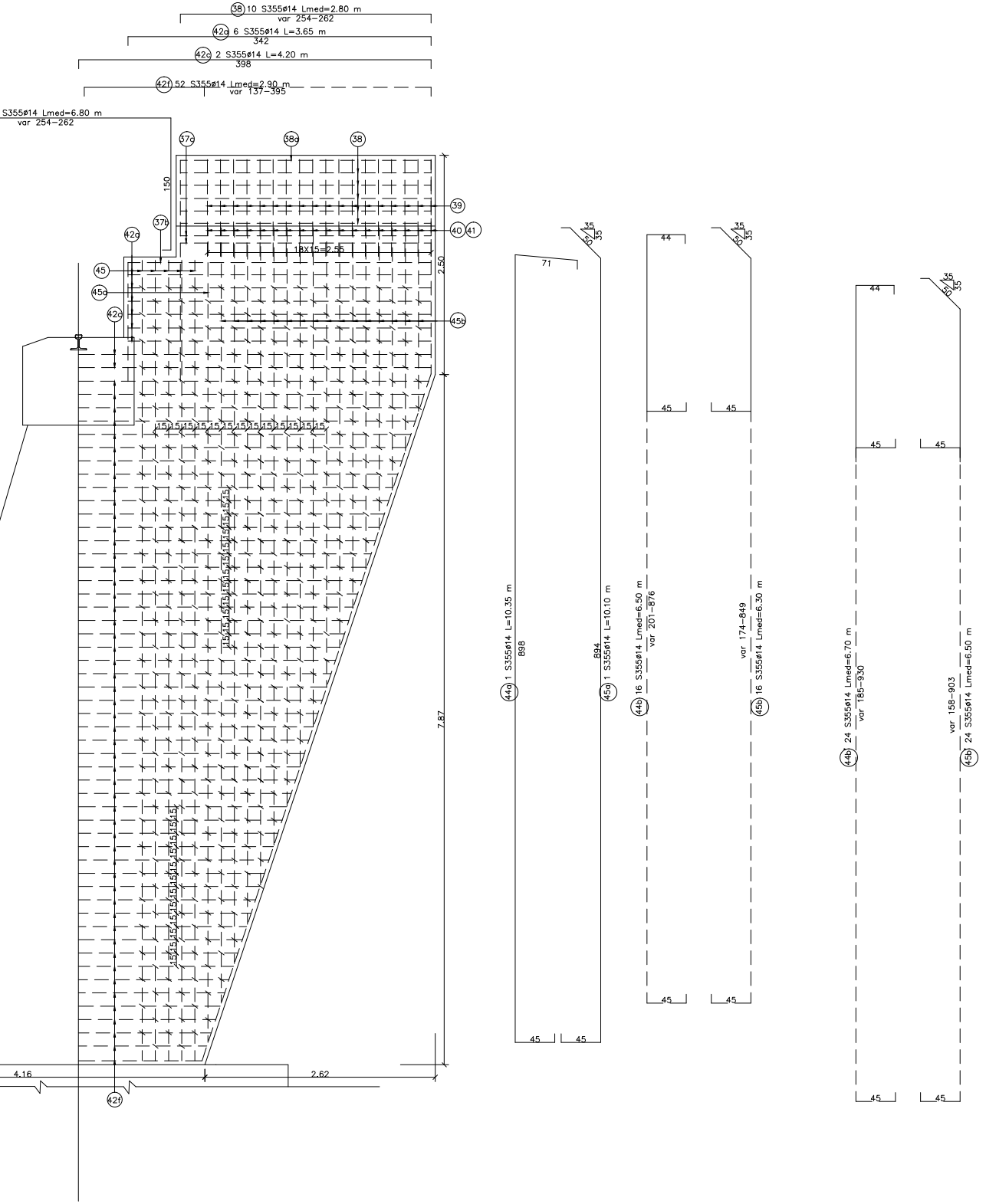

(38) 10 S355ø14 Lmed=2.80 m
var 254-262
(42a) 6 S355ø14 L=3.65 m
342
(42c) 2 S355ø14 L=4.20 m
398
(42f) 52 S355ø14 Lmed=2.90 m
var 137-395
S355ø14 Lmed=6.80 m
var 254-262
(37c)
(38a)
(38)
(39)
(40) (41)
(37b)
(42c)
(45)
(45a)
(42a)
(45b)
150
18X15=2.55
2.50
7.87
15 15 15 15 15 15 15 15 15 15 15 15 15
4.16
2.62
(42f)
(44a) 1 S355ø14 L=10.35 m
898
71
(45a) 1 S355ø14 L=10.10 m
894
35
50
35
45
45
(44b) 16 S355ø14 Lmed=6.50 m
var 201-876
44
45
(45b) 16 S355ø14 Lmed=6.30 m
var 174-849
(44b) 24 S355ø14 Lmed=6.70 m
var 185-930
(45b) 24 S355ø14 Lmed=6.50 m
var 158-903

VEDERE S-S / S-S VIEW
Scara/Scale 1:25

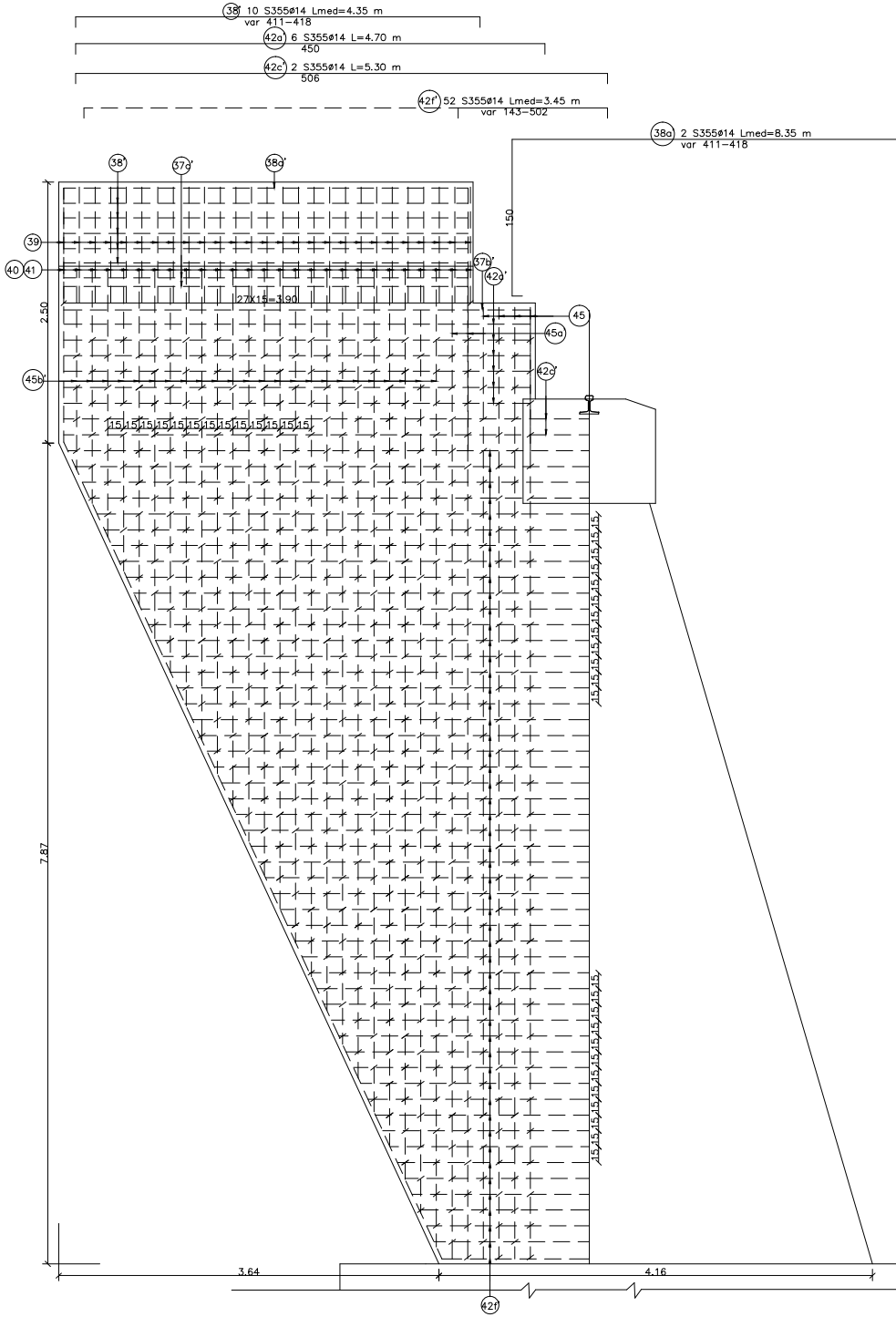

(38') 10 S355ø14 Lmed=4.35 m
var 411-418
(42a') 6 S355ø14 L=4.70 m
450
(42c') 2 S355ø14 L=5.30 m
506
(42f') 52 S355ø14 Lmed=3.45 m
var 143-502
(38a) 2 S355ø14 Lmed=8.35 m
var 411-418
(38')
(37a')
(38a')
150
(39)
(40) (41)
(37b')
(42a')
27X15=3.90
(45)
(45a)
(42c')
(45b')
2.50
7.87
15 15 15 15 15 15 15 15 15 15 15 15 15
3.64
4.16
(42f)

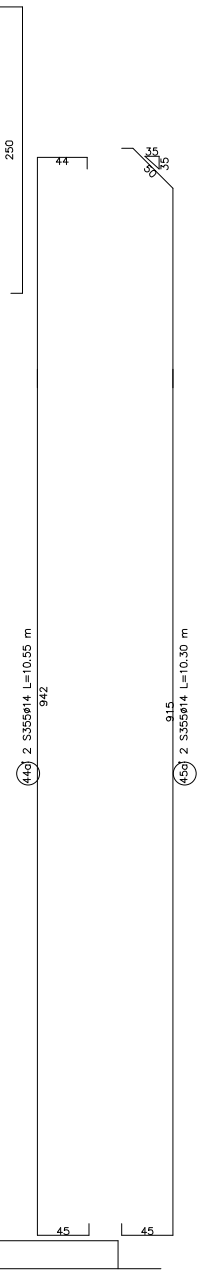
250
44
35
35
50
44a 2 S355ø14 L=10.55 m
942
45a 2 S355ø14 L=10.30 m
915
45
45

SECTIUNE R–R/ R–R SECTION

Scara/Scale 1:25

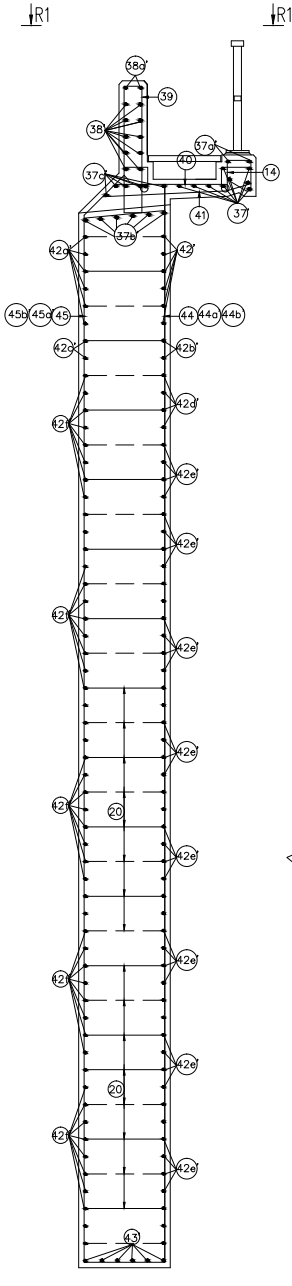
R1
R1
38a'
39
38
37a'
40
14
37c
41
37
37b
42a'
42'
45b
45a
45
44
44a
44b
42c'
42b'
42d'
42f'
42e'
20
43

SECTIUNE R1–R1/ R1–R1 SECTION

Scara/Scale 1:25

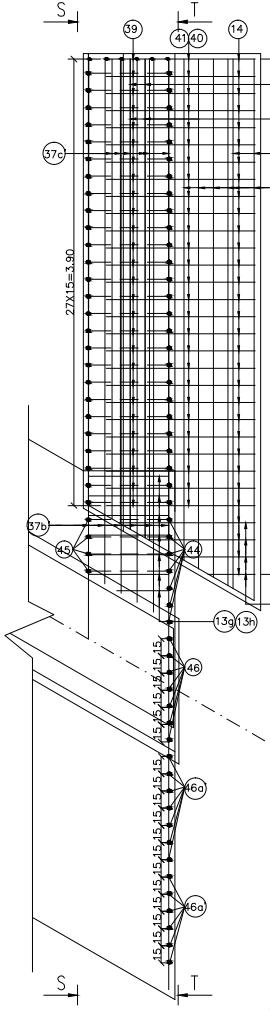
S
T
39
41
40
14
38a'
38'
37c
37a'
37'
27X15=3.90
31X15=4.50
37b
45
44
41a
13g
13h
46
46a
46a
15
S
T

VEDERE T–T / T–T VIEW

Scara/Scale 1:25

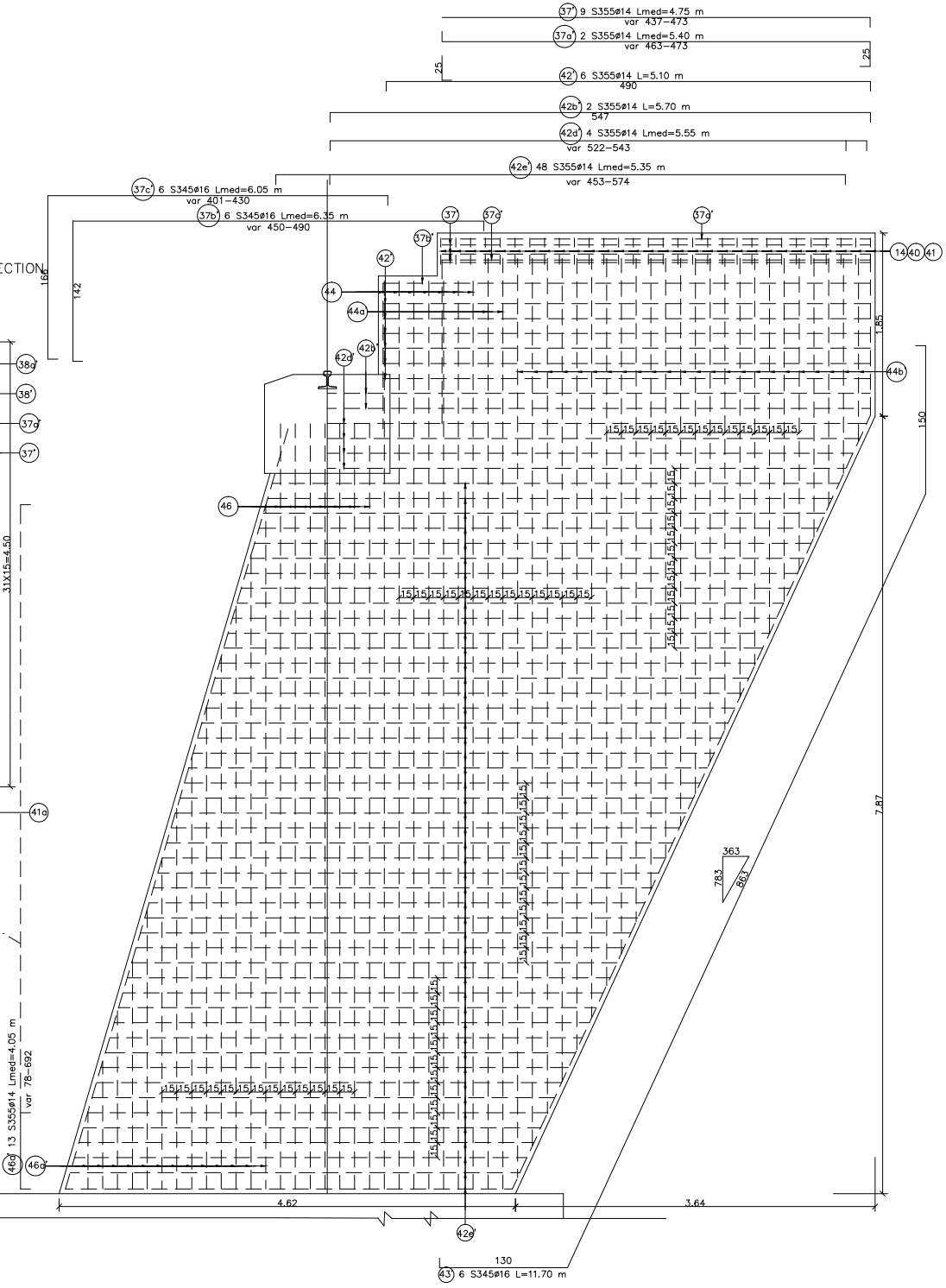
37' 9 S355ø14 Lmed=4.75 m
var 437–473
37a' 2 S355ø14 Lmed=5.40 m
var 463–473
25
25
42' 6 S355ø14 L=5.10 m
490
42b' 2 S355ø14 L=5.70 m
547
42d' 4 S355ø14 Lmed=5.55 m
var 522–543
42e' 48 S355ø14 Lmed=5.35 m
var 453–574
37c' 6 S345ø16 Lmed=6.05 m
var 401–430
37b' 6 S345ø16 Lmed=6.35 m
var 450–490
166
142
37
37c'
37d'
37b'
42'
14
40
41
44
44a
42d'
42b'
44b
1.85
150
46
15
7.87
363
783
863
46a' 13 S355ø14 Lmed=4.05 m
var 78–692
46a
4.62
3.64
42e'
130
43 6 S345ø16 L=11.70 m

EXTRAS DE ARMATURA PENTRU CULEI BRASOV
REINFORCEMENT FOR ABUTMENTS BRASOV

Marca	Diametru	Lung.[m]	Nr.buc.	S355			S345	
				ø10	ø12	ø14	ø16	ø20
1	10	3.80	167	634.60				
1a	10	2.95	6	17.70				
1b	10	2.95	6	17.70				
1c	10	2.90	4	11.60				
1d	10	2.90	4	11.60				
2	10	4.65	205	953.25				
2a	10	2.40	10	24.00				
2b	10	3.55	10	35.50				
2c	10	2.80	5	14.00				
2d	10	4.35	5	21.75				
3	12	1.00	137		137.00			
4	10	1.25	137	171.25				
5	10	1.20	137	164.40				
6	10	1.80	30	54.00				
6a	10	1.10	6	6.60				
6b	10	0.95	6	5.70				
6c	10	1.05	4	4.20				
6d	10	1.20	4	4.80				
7	14	6.80	114			775.20		
7a	14	2.30	28			64.40		
7a’	14	12.00	28			336.00		
7b	14	2.30	29			66.70		
7b’	14	12.00	29			348.00		
7c	14	6.35	122			774.70		
7d	14	12.00	31			372.00		
7d’	14	1.80	31			55.80		
7e	14	12.00	30			360.00		
7e’	14	1.80	30			54.00		
8	20	7.00	10					70.00
8a	20	12.00	3					36.00
8a’	20	2.80	3					8.40
8b	20	12.00	2					24.00
8b’	20	2.80	2					5.60
9	14	6.90	40			276.00		
9a	14	12.00	10			120.00		
9a’	14	2.40	10			24.00		
9b	14	12.00	10			120.00		
9b’	14	2.40	10			24.00		
10	12	6.90	48		331.20			
10a	12	12.00	12		144.00			
10a’	12	2.25	12		27.00			
10b	12	12.00	12		144.00			
10b’	12	2.25	12		27.00			
11	10	1.05	355	372.75				
12	14	8.20	156			1279.20		
12a	14	4.25	18			76.50		
12b	14	4.40	21			92.40		
13	14	11.00	134			1474.00		
13a	14	10.50	3			31.50		
13b	14	10.30	3			30.90		
13c	14	3.65	10			36.50		
13d	14	3.15	2			6.30		
13e	14	3.70	11			40.70		
13f	14	3.35	2			6.70		
13g	14	3.65	10			36.50		
13h	14	3.30	2			6.60		
14	12	1.15	84		96.60			
15	12	1.90	36		68.40			
15a	12	1.30	36		46.80			
15b	12	0.85	6		5.10			
16	14	3.50	7			24.50		
16’	14	2.75	7			19.25		
16a	14	3.95	2			7.90		
16a’	14	3.30	2					
16b	16	5.90	6				35.40	
16b’	16	4.35	6				26.10	
16c	16	6.05	5				30.25	
16c’	16	4.55	5				22.75	
17	14	4.00	13			52.00		
17’	14	2.25	13			29.25		
17a	14	8.90	2			17.80		
17a’	14	7.15	2			14.30		
18	12	2.50	39		97.50			
18a	12	1.05	39		40.95			
19	14	4.30	7			30.10		
19’	14	3.15	7			22.05		
19a	14	4.70	6			28.20		
19a’	14	2.75	6			16.50		
19b	14	4.85	2			9.70		
19b’	14	3.70	2			7.40		
19c	14	5.25	2			10.50		
19c’	14	3.30	2			6.60		
19d	14	4.70	4			18.80		
19d’	14	3.60	4			14.40		
19e	14	5.60	48			268.80		
19e’	14	5.05	48			242.40		
19f	14	3.40	52			176.80		
19f’	14	2.50	52			130.00		
20	10	0.85	2798	2378.30				
21	16	11.90	6				71.40	
21’	16	11.25	6				67.50	
22	14	10.55	7			73.85		
22a	14	6.70	36			241.20		
22b	14	9.70	3			29.10		
23	14	9.80	9			88.20		
23a	14	6.35	36			228.60		
23b	14	9.65	1			9.65		
24	16	1.65	36				59.40	
25	14	7.90	15			118.50		
25a	14	4.05	13			52.65		
25b	14	3.85	14			53.90		
26	14	1.70	24			40.80		
26a	14	2.50	36			90.00		
27	14	2.30	3			6.90		
27’	14	2.75	3			8.25		
27a	14	2.75	2			5.50		
27a’	14	3.30	2			6.60		
27b	16	4.60	6				27.60	
27b’	16	4.70	6				28.20	
27c	16	4.20	5				21.00	
27c’	16	4.25	5				21.25	
28	14	2.80	12			33.60		
28’	14	2.25	12			27.00		
28a	14	7.25	2			14.50		
28a’	14	6.75	2			13.50		

EXTRAS DE ARMATURA PENTRU CULEI BRASOV
REINFORCEMENT FOR ABUTMENTS BRASOV

Marca	Diametru	Lung.[m]	Nr.buc.	S355			S345	
				ø10	ø12	ø14	ø16	ø20
29	12	2.85	31		88.35			
30	12	2.25	28		63.00			
30a	12	1.20	3		3.60			
30a’	12	1.50	3		4.50			
31	12	1.40	31		43.40			
32	14	2.85	7			19.95		
32’	14	3.40	7			23.80		
32a	14	3.25	6			19.50		
32a’	14	3.00	6			18.00		
32b	14	3.45	2			6.90		
32b’	14	3.95	2			7.90		
32c	14	3.85	2			7.70		
32c’	14	3.55	2			7.10		
32d	14	3.35	4			13.40		
32d’	14	3.85	4			15.40		
32e	14	3.80	48			182.40		
32e’	14	4.55	48			218.40		
32f	14	2.70	52			140.40		
32f’	14	2.60	52			135.20		
33	16	11.30	6				67.80	
33’	16	11.20	6				67.20	
34	14	10.60	9			95.40		
35	14	9.80	9			88.20		
34a	14	6.35	14			88.90		
35a	14	6.35	14			88.90		
34b	14	10.35	1			10.35		
35b	14	9.55	1			9.55		
34a’	14	10.50	2			21.00		
35a’	14	10.50	2			21.00		
34a’	14	6.55	13			85.15		
35b’	14	6.55	13			85.15		
36	14	7.55	15			113.25		
36a	14	4.00	26			104.00		
37	14	2.40	9			21.60		
37a	14	2.75	2			5.50		
37’	14	4.75	9			42.75		
37a’	14	5.40	2			10.80		
37b	16	4.90	6				29.40	
37c	16	4.45	6				26.70	
37b’	16	6.35	6				38.10	
37c’	16	6.05	6				36.30	
38	14	2.80	10			28.00		
38a	14	6.80	2			13.60		
38’	14	4.35	10			43.50		
38a’	14	8.35	2			16.70		
39	12	2.70	45		121.50			
40	12	2.25	41		92.25			
40a	12	0.90	4		3.60			
41	12	1.50	41		61.50			
41a	12	1.00	4		4.00			
42	14	3.25	6			19.50		
42a	14	3.65	6			21.90		
42’	14	5.10	6			30.60		
42a’	14	4.70	6			28.20		
42b	14	3.80	2			7.60		
42c	14	4.20	2			8.40		
42b’	14	5.70	2			11.40		
42c’	14	5.30	2			10.60		
42d	14	3.70	4			14.80		
42d’	14	5.55	4			22.20		
42e	14	3.95	48			189.60		
42e’	14	5.35	48			256.80		
42f	14	2.90	52					
42f’	14	3.45	52					
43	16	11.30	6				67.80	
43’	16	11.70	6				70.20	
44	14	10.55	10			105.50		
45	14	9.80	9			88.20		
44a	14	10.35	1			10.35		
45a	14	10.10	1			10.10		
44a’	14	10.55	2			21.10		
45a’	14	10.30	2			20.60		
44b	14	6.50	16			104.00		
45b	14	6.30	16			100.80		
44b’	14	6.70	24			160.80		
45b’	14	6.50	24			156.00		
46	14	7.95	14			111.30		
46a	14	4.05	13			52.65		
46a	14	4.05	13			52.65		
47	12	2.75	2		5.50			
47a	12	3.05	2		6.10			
47b	12	2.65	2		5.30			
Lungimi totale pe diametre (m)				4903.70	1651.25	12603.15	814.35	144.00
Masa pe metru liniar (kg/ml)				0.617	0.888	1.208	1.578	2.466
Masa pe diametre (kg)				3023.32	1466.00	15229.82	1285.32	355.13
Masa pe tip otel (kg)				19720.00			1640.45	
Masa totala culee (kg)				21365.00				
Pierderi 5% (kg)				1068.25				
Masa totala culee (kg)				22450.00				

TOTAL POD (2 CULEI): 2 x 22450.00 kg=44900.00 0kg
TOTAL BRIDGE (2 ABUTMENTS): 2 x 22450.00 kg=44900.00 0kg

Se interzice copierea, difuzarea, imprumutarea sau utilizarea in alte scopuri, fara permisiunea AREX Lider Company ca proprietar al desenului. This drawing is forbidden to be copied, lent or used in other purposes than those previously approved by AREX Lider Company as its owner.

Indice Index	Data Date	Modificare Modification/Revision	Proiectant Designer	Aprobat Consultant Approved Consultant	Aprobat CFR Approved CFR
D					
C					
B					
A					

GUVERNUL ROMANIEI
ROMANIAN GOVERNMENT

PROIECT FINANŢAT DE UNIUNEA EURO
EUROPEAN UNION FINANCED PR

CLIENT / CLIENT

C.N.C.F. "C.F.R." - S.A.

GRUPPO FERROVIE DELLO STATO
Joint Venture leader

CONSULTANT / CONSULTANT

			Data Date	Semnătură Signature
Aprobat Approved	Şef proiect Project manager	R. Liuzza		
Aprobat Approved	Coordonator Secţiune 1 Section 1 Coordinator	C. Gambelli		
Verificat Checked	Expert Cheie Checking Expert	V. Kallidromitis		

SUBCONTRACTANT / SUBCONTRACTOR

Aprobat Approved	Responsabil Subconsultant Subconsultant Responsible	A.Stanciu - Dinulescu	02.2012	
Întocmit Elaborated	Proiectant Designer	Dinu Andreea	02.2012	

Reabilitarea liniei de cale ferata Braşov - Simeria, parte componentă a coridorului IV Pan European, pentru circulaţia trenurilor cu viteza maximă de 160 km/h,
Tronsonul : Braşov - Sighişoara
Rehabilitation of the railway line Braşov - Simeria, component Part of the IV Pan-European Corridor, for the trains circulation with maximum speed of 160 km/h,
Section : Braşov - Sighişoara

Proiect/Project
2004/RO/16/P/PA/003

Faza / Phase:
D.E. / E.D.

Denumire desen / Drawing Title : Statia / Station Archita
POD Km.258+563.472 L=18.00m/PLAN ARMARE CULEI
BRIDGE Km.258+563.472 D=18.00m/ABUTMENTS REINFORCEMENT PLAN

Codificare / Codification System

Scara / Scale 1:25

LOT / LOT

Nr. / No 01 / 01

E A 5 1 | 0 1 | E | 1 5 | B C | P V | 0 3 | 7 | 2 | 0 1 0 | 0