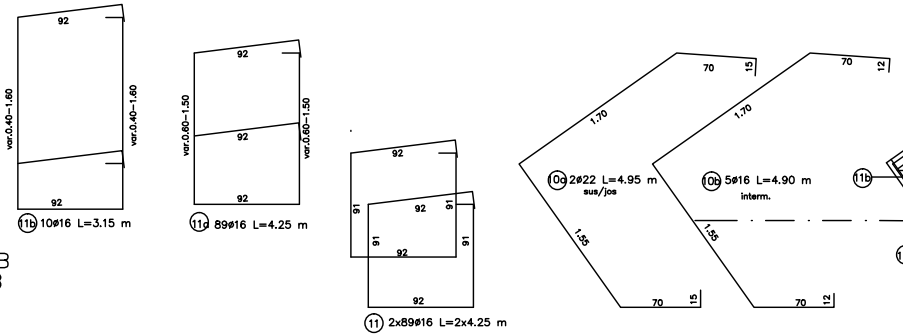
92
var.0.40-1.60
var.0.40-1.60
92
(11b) 10ø16 L=3.15 m
92
var.0.60-1.50
var.0.60-1.50
92
92
(11a) 89ø16 L=4.25 m
92
92
91
91
91
91
92
92
(11) 2x89ø16 L=2x4.25 m
70
15
1.70
(10a) 2ø22 L=4.95 m
sus/jos
1.55
70
15
70
12
1.70
(10b) 5ø16 L=4.90 m
interm.
1.55
70
12

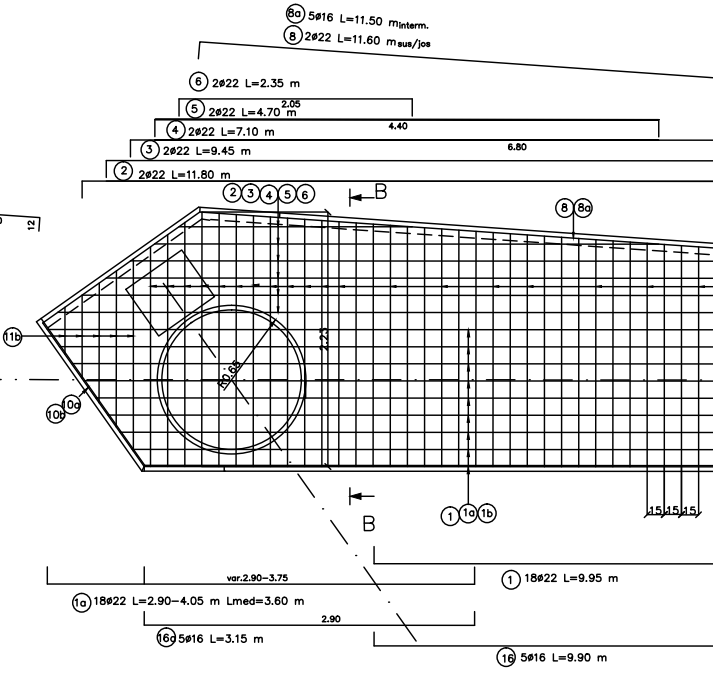
(8a) 5ø16 L=11.50 m interm.
(8) 2ø22 L=11.60 m sus/jos
(6) 2ø22 L=2.35 m
(5) 2ø22 L=4.70 m
2.05
(4) 2ø22 L=7.10 m
4.40
(3) 2ø22 L=9.45 m
6.80
(2) 2ø22 L=11.80 m
(2)(3)(4)(5)(6)
B
(8)(8a)
(11b)
1.22
R0.68
(10a)
(10b)
(1)(1a)(1b)
15 15 15
B
var.2.90-3.75
(1) 18ø22 L=9.95 m
(1a) 18ø22 L=2.90-4.05 m Lmed=3.60 m
2.90
(16a) 5ø16 L=3.15 m
(16) 5ø16 L=9.90 m

ARMAREA CUZINETILOR

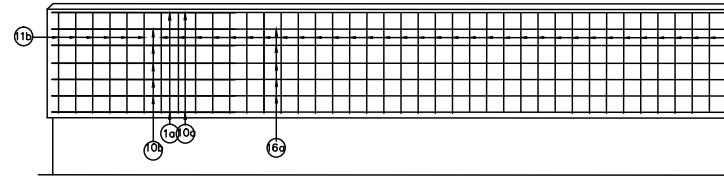
(11b)
(10b)
(1a)(10a)
(16a)

SECTIUNE B-B
SECTION B-B

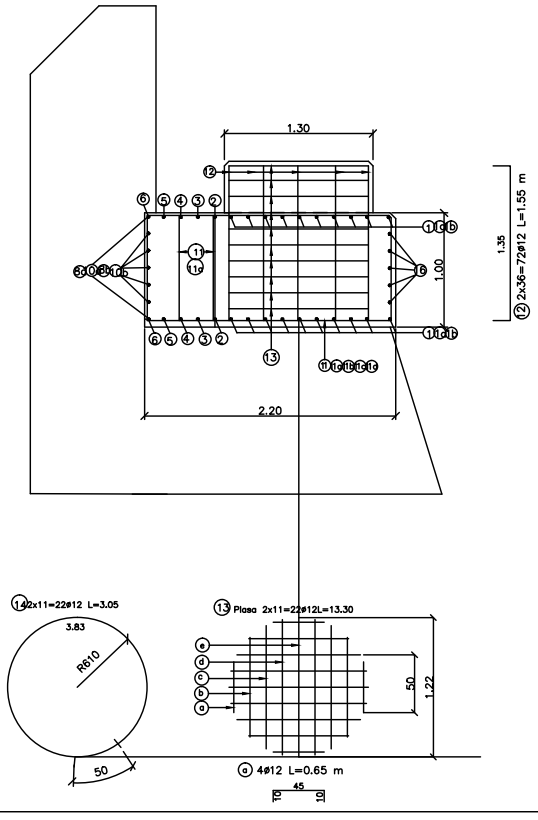
1.30
(12)
(6) (5) (4) (3) (2)
(8a)(10b)(8)(10a)(1b)
(1)
(11a)
(11)(1b)
(16)
1.00
1.35
(12) 2x36=72ø12 L=1.55 m
(11)(1b)
(6) (5) (4) (3) (2)
(13)
(11)(1a)(1b)(11a)(1a)
2.20
(14) 2x11=22ø12 L=3.05
3.83
R610
50
(13) Plasa 2x11=22ø12L=13.30
(e)
(d)
(c)
(b)
(a)
50
1.22
(a) 4ø12 L=0.65 m
45
10
10

EXTRAS DE ARMATURA
PENTRU O PLASA

MARCA	DIAMETRU	BUC. ASEMENEA	LUNGIME PE BUCATA	LUNGIME/ø PC 52 ø12
a	12	4	0.65	2.25
b	12	4	1.00	4.00
c	12	4	1.30	5.20
d	12	4	1.40	5.60
e	12	2	1.45	2.90
LUNGIMI PE DIAMETRU (m)				19.95

D1

VEDERE IN PLAN C–C/C–C VIEW

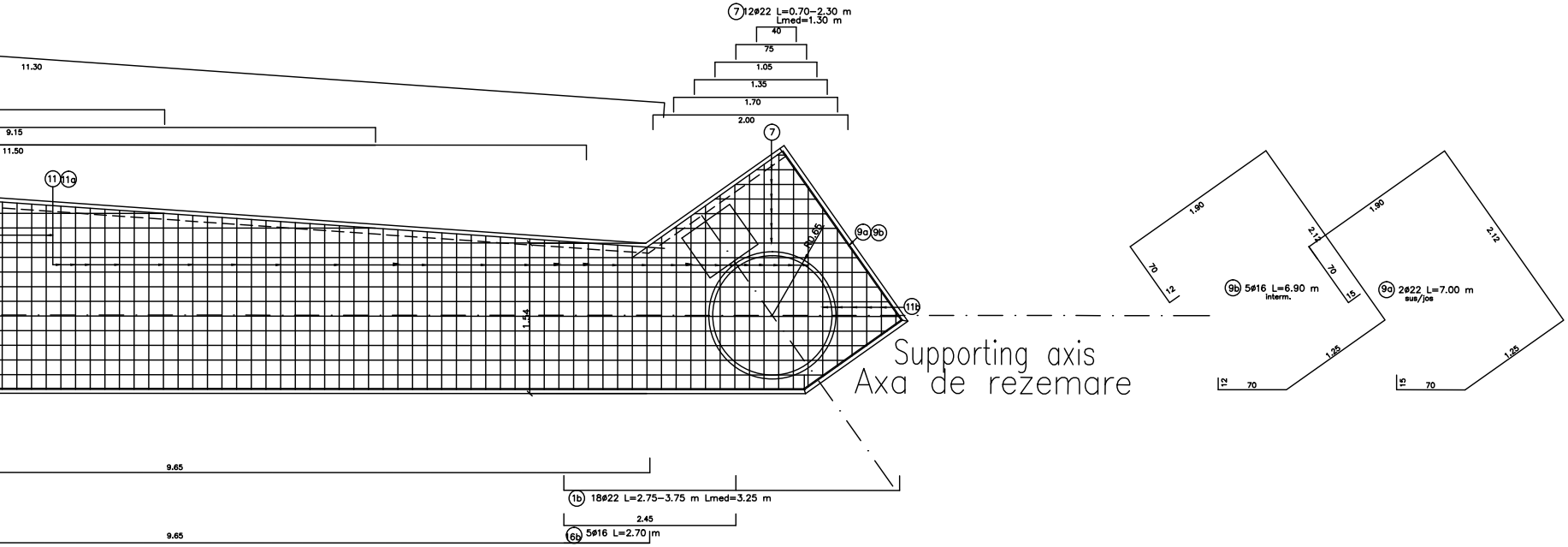

⑦ 12ø22 L=0.70–2.30 m
Lmed=1.30 m
40
75
1.05
1.35
1.70
2.00
11.30
9.15
11.50
⑪ 11a
⑦
9a 9b
R0.65
1.54
11b
Supporting axis
Axa de rezemare
9.65
1b 18ø22 L=2.75–3.75 m Lmed=3.25 m
2.45
9.65
16b 5ø16 L=2.70 m
1.90
2.12
70
12
9b 5ø16 L=6.90 m
interm.
1.25
12 70
1.90
2.12
70
15
9a 2ø22 L=7.00 m
sus/jos
1.25
15 70

SI A BANCHETEI CUZINETILOR/CUSHION REINFORCEMENT

VEDERE DIN FATA A–A
A–A VIEW

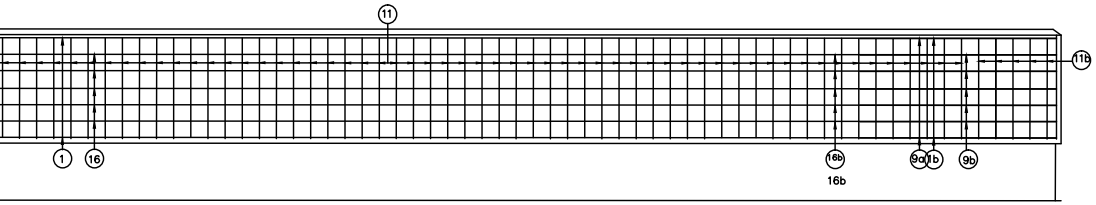

⑪
11b
①
16
16b
16b
9a
1b
9b

D

ARMAREA ELEVATIEI/REINFORCEMENT ELEVATION

VEDERE DIN FATA A1–A1
A–A VIEW

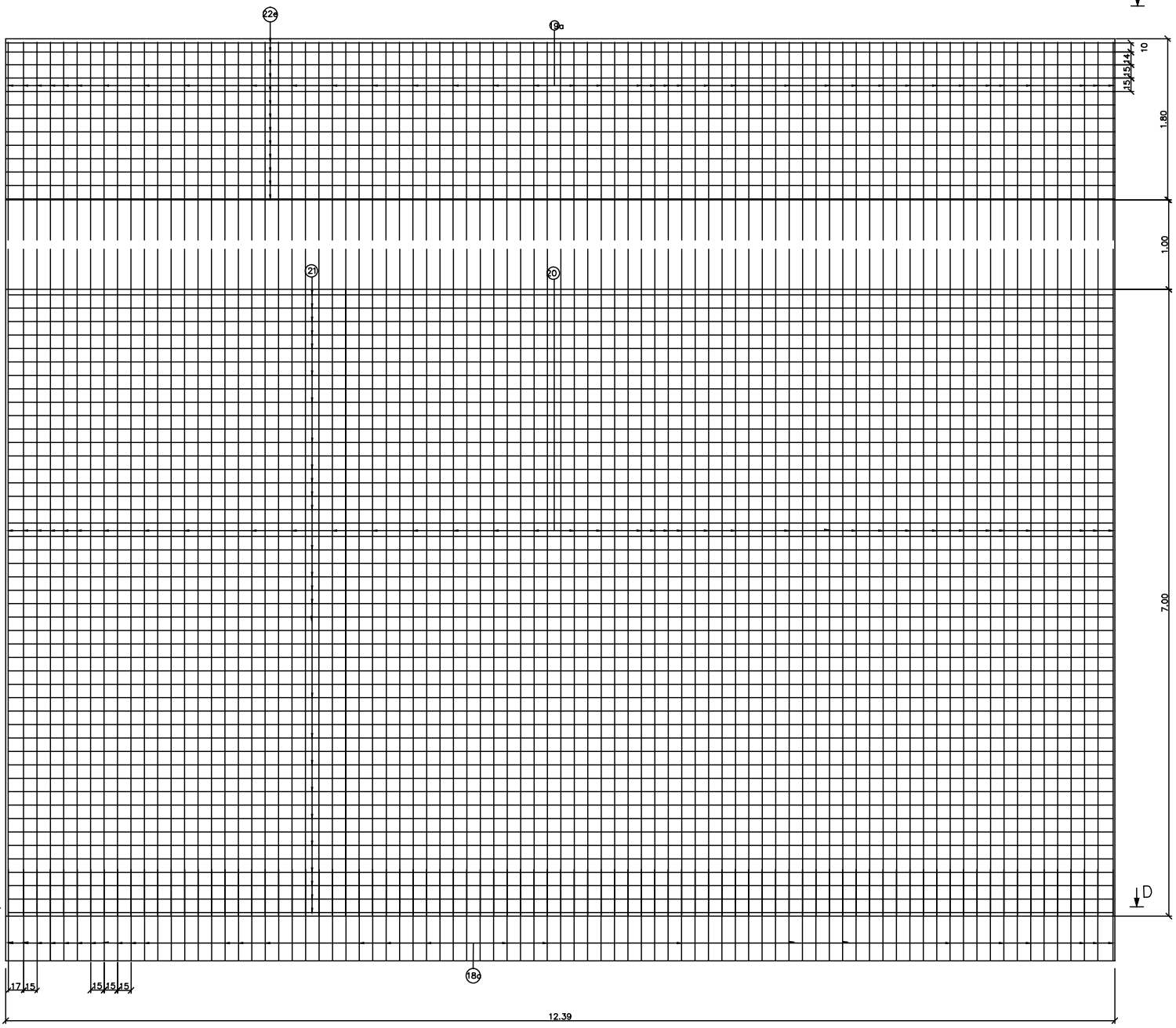
D1
22e
19a
10
14
15
15
1.80
21
20
1.00
7.00
D
18a
17
15
15
15
15
12.39

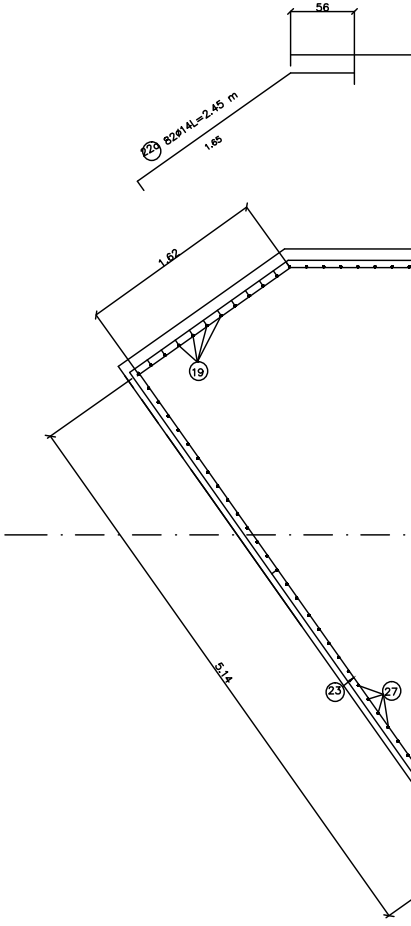
56
22a 82Ø14L=2.45 m
1.65
1.62
19
5.14
23
27

VEDERE IN PLAN D–D/D–D VIEW

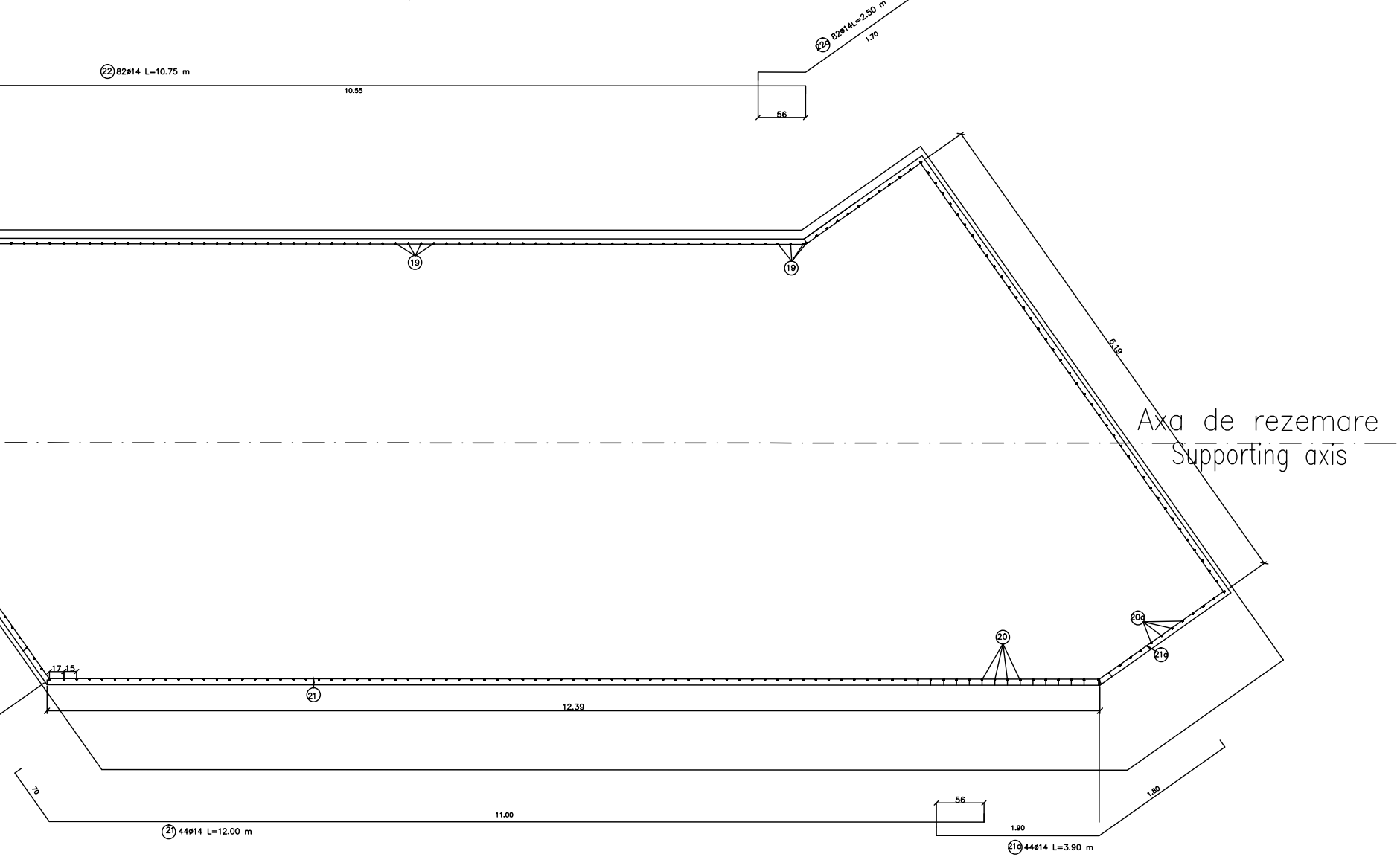

(22) 82ø14 L=10.75 m
10.55
(22a) 82ø14L=2.50 m
1.70
56
(19)
(19)
6.19
Axa de rezemare
Supporting axis
(20a)
(21a)
(20)
17 15
(21)
12.39
70
11.00
56
1.90
1.80
(21) 44ø14 L=12.00 m
(21a) 44ø14 L=3.90 m

VEDERE IN PLAN D1–D1/D1–D1 VIEW

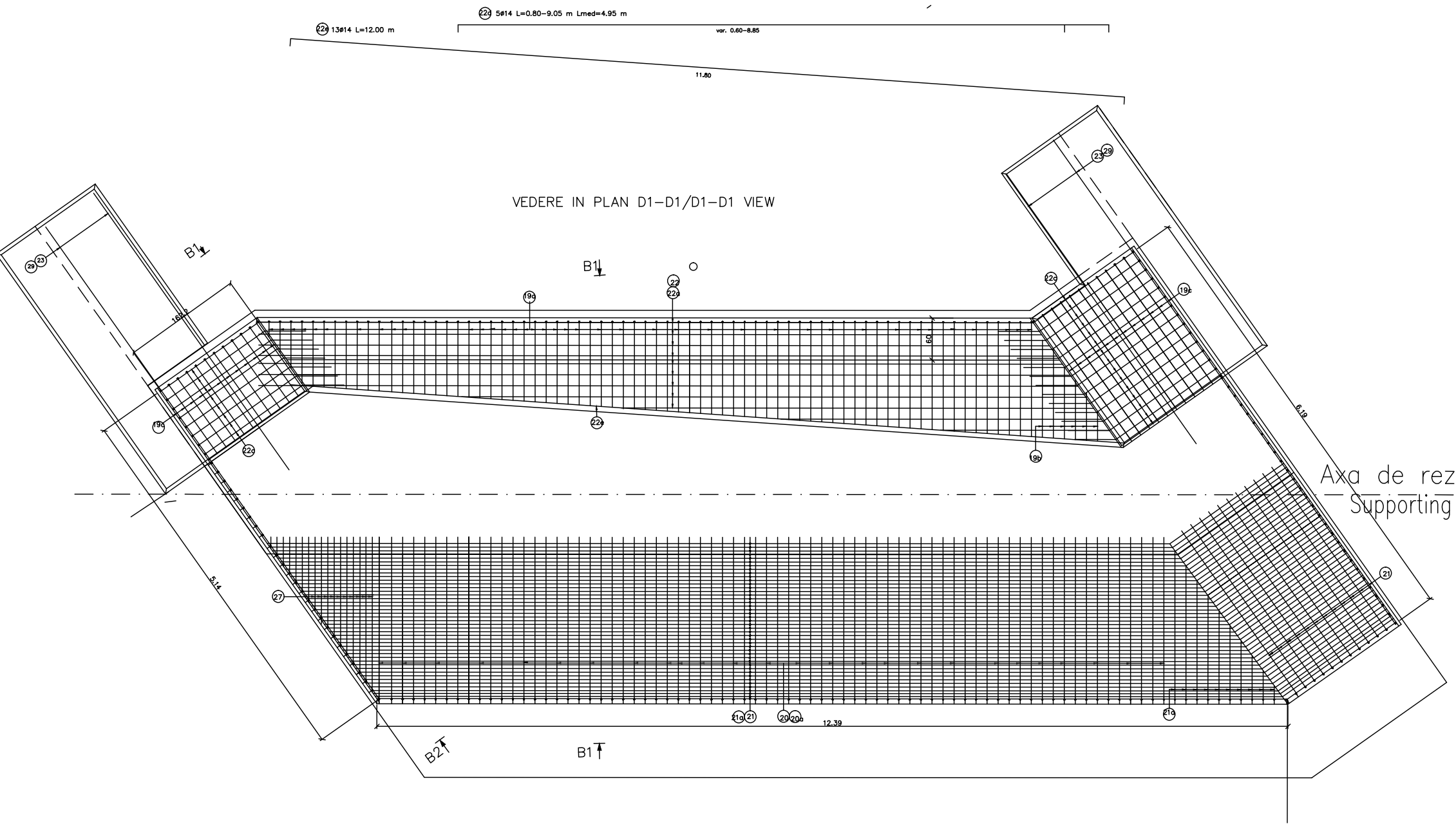
22e 13ø14 L=12.00 m
22d 5ø14 L=0.80–9.05 m Lmed=4.95 m
var. 0.60–8.85
11.80
29
23
B1
B1
B1
B2
1692
19a
19a
22c
22c
22
22d
22e
60
19b
19c
6.19
5.14
27
21a
21
20
20a
21a
21
12.39
Axa de rez
Supporting

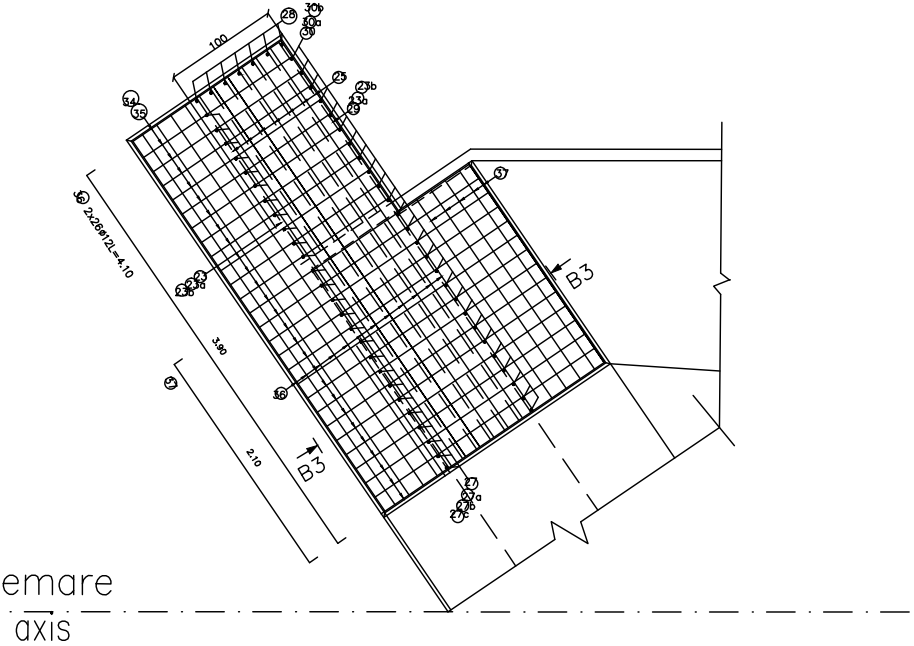
100
28
30b
30a
30
25
23b
23a
29
34
35
36 2x26ø12L=4.10
23
23a
23b
3.90
37
36
2.10
B3
B3
37
27
27a
27b
27c
emare
axis


73
73
1.03
1.36
2.00
2.70
19 24ø14 L=7.30 m
var. 35–1.10
1.75
2.70
19b 7ø14 L=5.00–5.75 m
Lmed=5.40 m
60
60
85
var. 45–1.10
2.10
2.70
19a 70ø14 L=6.30–6.95 m
Lmed=6.60 m
7.65
19 95ø14 L=7.85 m
1.65
18 170ø16 L=1.70 m

SECTIUNE B1–B1
SECTION B1–B1

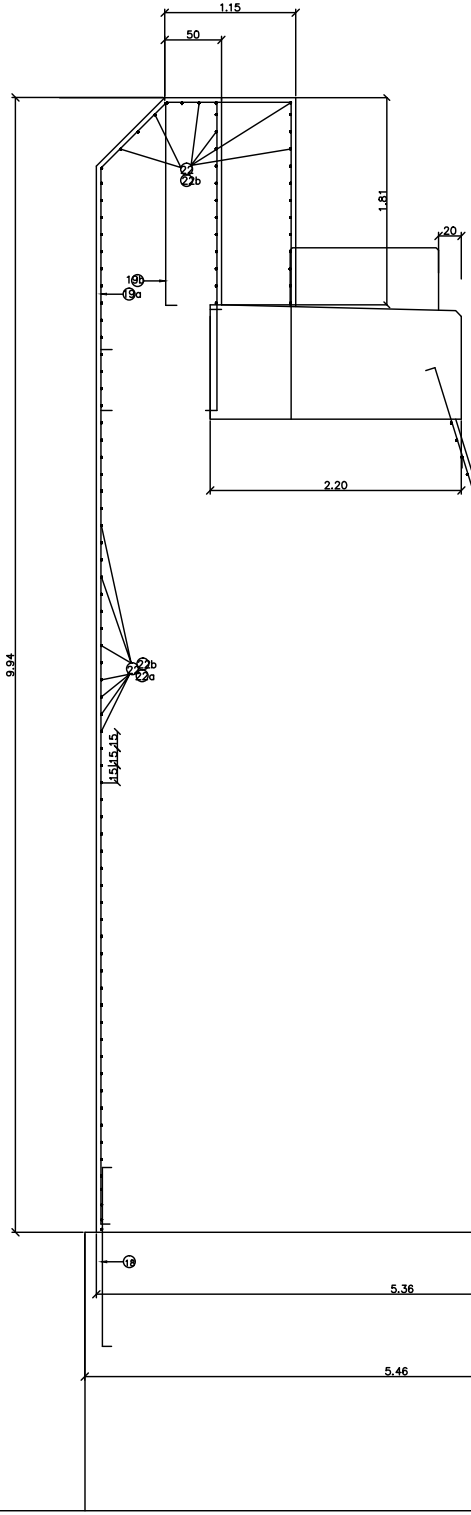
1.15
50
22
22b
1.81
20
19b
19a
2.20
9.94
22b
22a
22
15 15 15
18
5.36
5.46

SECTIUNE B2–B2
SECTION B2–B2

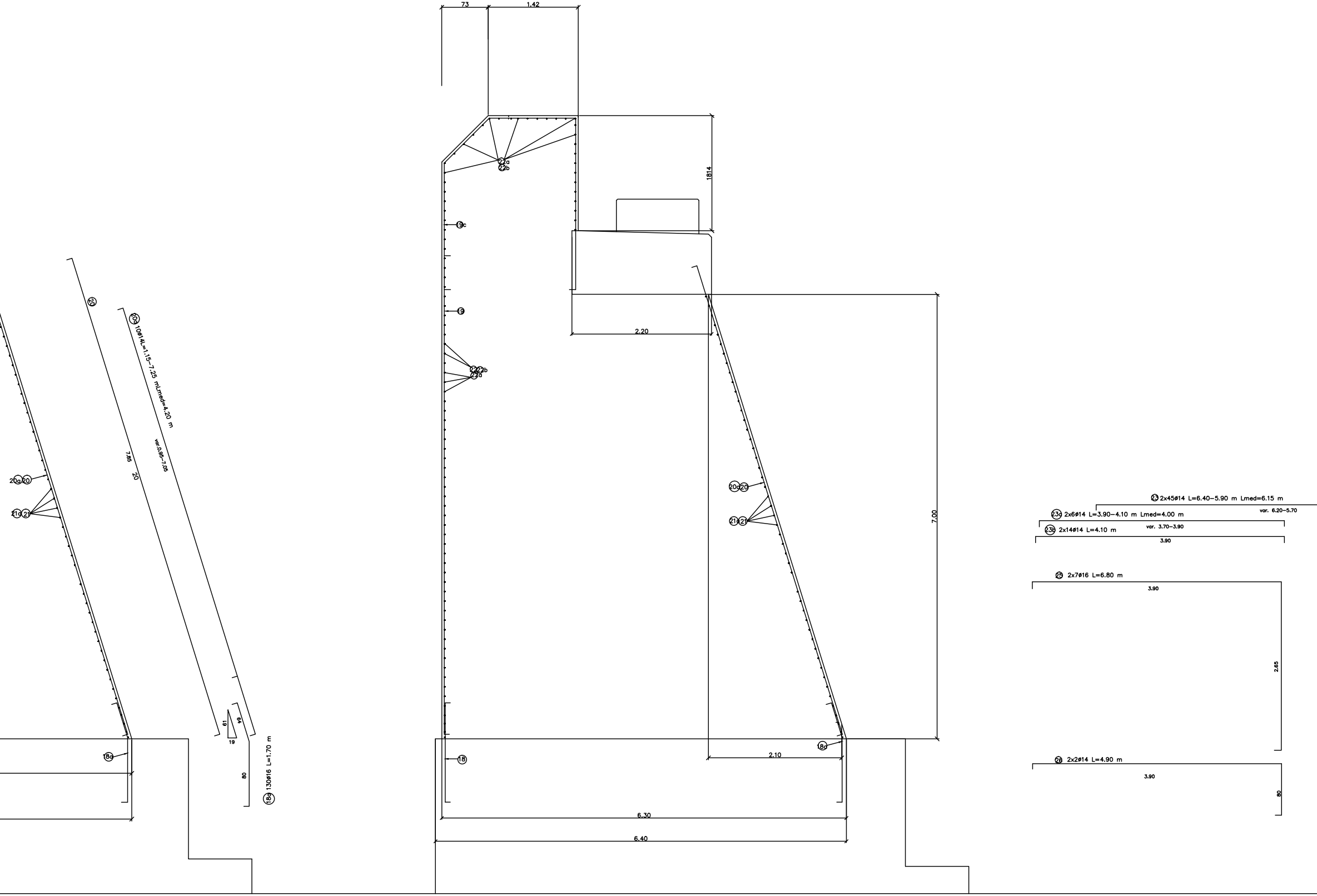
73
1.42
1814
22a
22b
19c
19
22a
22b
2.20
7.00
20a 20
21a 21
18a
2.10
18
6.30
6.40
20
20a 10ø14L=1.15–7.25 mLmed=4.20 m
var.0.95–7.05
7.85
20
20a 20
21a 21
18a
61
64
19
80
18a 130ø16 L=1.70 m
23 2x45ø14 L=6.40–5.90 m Lmed=6.15 m
var. 6.20–5.70
23a 2x6ø14 L=3.90–4.10 m Lmed=4.00 m
var. 3.70–3.90
23b 2x14ø14 L=4.10 m
3.90
25 2x7ø16 L=6.80 m
3.90
2.65
26 2x2ø14 L=4.90 m
3.90
80

VEDERE/VIEW E–E

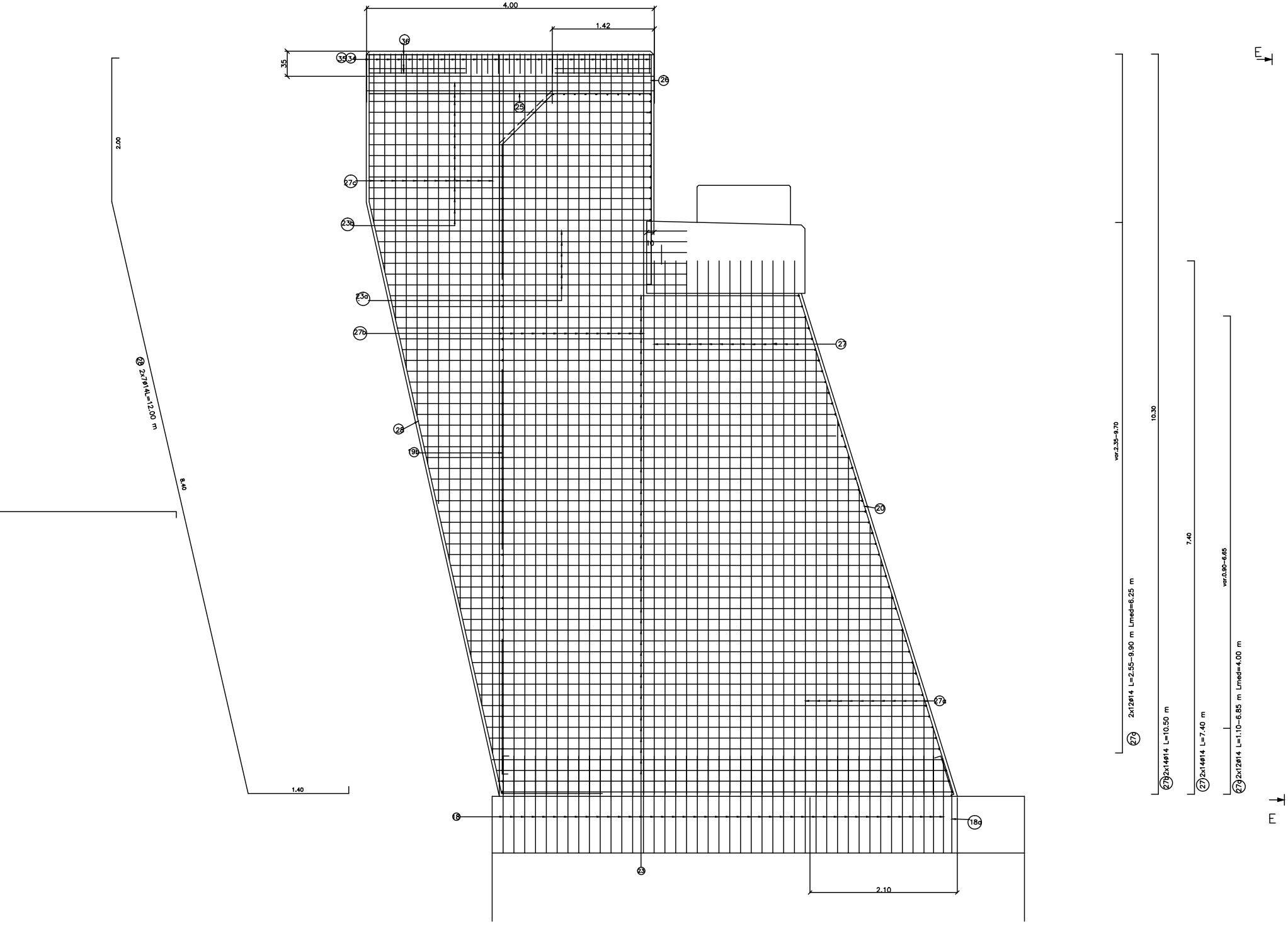
4.00
1.42
35
35
34
36
26
25
2.00
27c
23b
23a
27b
27
28
19b
20
28 2x7ø14L=12.00 m
8.40
1.40
27a
18
18a
23
2.10
var.2.35–9.70
10.30
7.40
var.0.90–6.65
27c 2x12ø14 L=2.55–9.90 m Lmed=6.25 m
27b 2x14ø14 L=10.50 m
27 2x14ø14 L=7.40 m
27a 2x12ø14 L=1.10–6.85 m Lmed=4.00 m
E
E

SECTIUNE/SECTION B3–B3

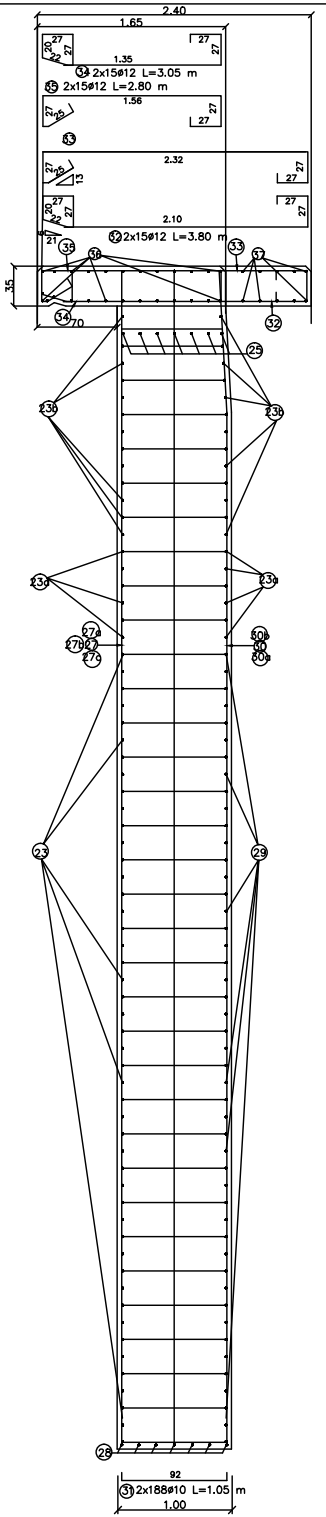
2.40
1.65
20 27 27 22
27 27
1.35
34 2x15ø12 L=3.05 m
35 2x15ø12 L=2.80 m
1.56
27 25
27 27
33
2.32
27 25 13
27 27
20 27 27 22
27 27
2.10
21
32 2x15ø12 L=3.80 m
35
36
33
37
35
34
70
32
25
23b
23b
23a
23a
27a
27b
27
27c
30b
30
30a
23
29
28
92
31 2x188ø10 L=1.05 m
1.00

28 VEDERE/VIEW F–F

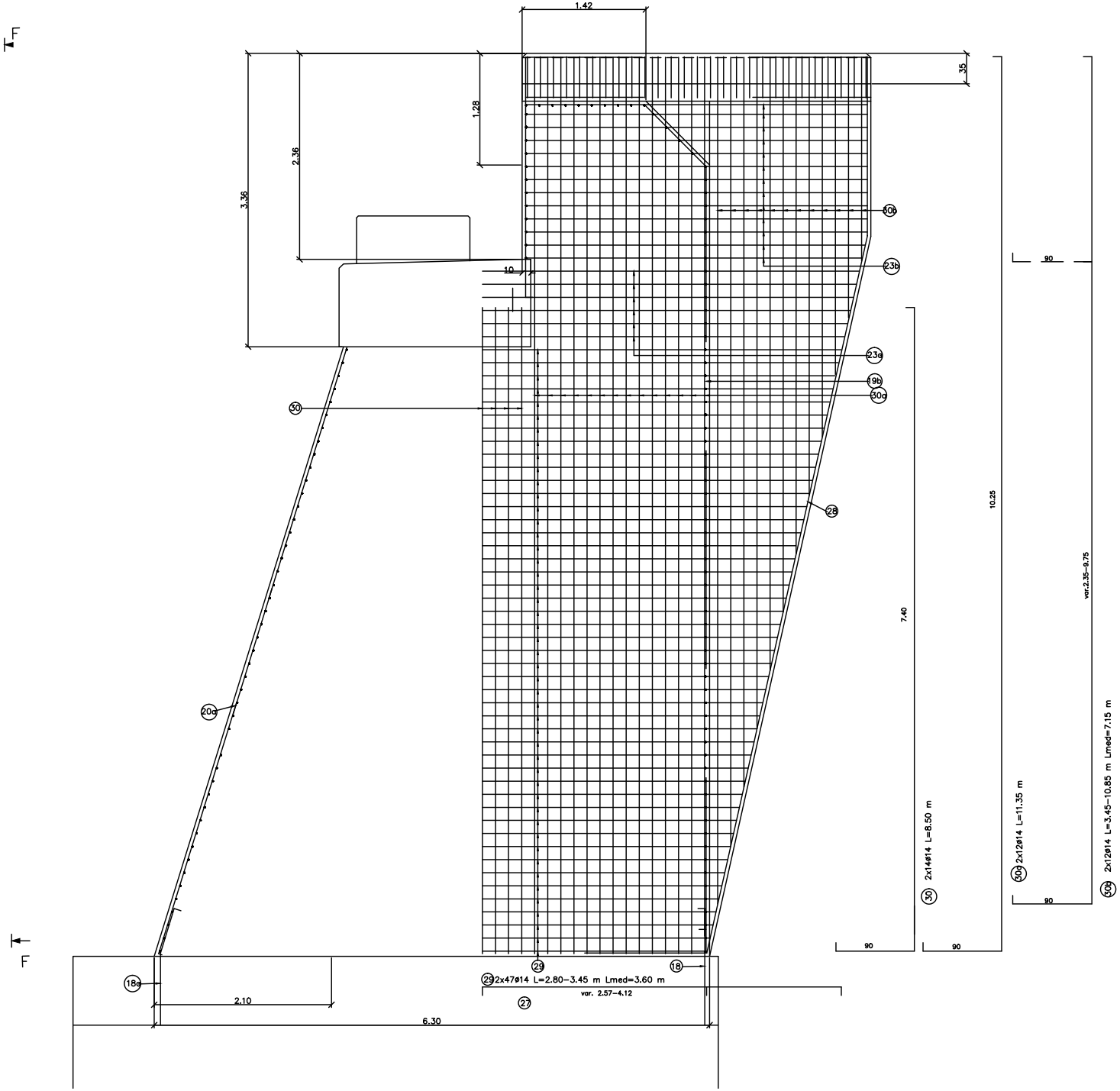
F
F
1.42
35
1.28
2.36
3.36
10
30b
23b
23a
19b
30a
30
28
20a
18a
29
18
29 2x47ø14 L=2.80–3.45 m Lmed=3.60 m
var. 2.57–4.12
27
2.10
6.30
7.40
10.25
var.2.35–9.75
90
90
90
90
90
30 2x14ø14 L=8.50 m
30a 2x12ø14 L=11.35 m
30b 2x12ø14 L=3.45–10.85 m Lmed=7.15 m

EXTRAS DE ARMATURA PENTRU O CULEE
REINFORCEMENT FOR ONE ABUTMENT

Marca	Ï	Buc	Lung/buc(m)	S355			S345	
				Ï 10	Ï 12	Ï 14	Ï 16	Ï 22
1	22	18	9.95					179,10
1a	22	18	3,60					64,80
1b	22	18	3,25					58,50
2	22	2	11,80					23.60
3	22	2	9,45					18,90
4	22	2	7,10					14,20
5	22	2	4,70					9,40
6	22	2	2,35					4,70
7	22	12	1,30					15,60
8	22	2	11,60					23,20
8a	16	5	11,50				57,50	
9a	22	2	7.00					14,00
9b	16	5	6,90				34,50	
10a	22	2	4,95					9,90
10b	16	5	4,90				31,50	
11	22	178	4,25				756,50	
11a	22	89	4,25				53,55	
11b	22	10	3,15				31,50	
12	12	72	1,55		111,60			
13	22	12	13,30					414,40
14	22	22	3,05					159,60
16	16	5	9,90				49,50	
16a	16	5	3,15				15,75	
16b		5	2,70				13,50	
18	16	170	1,70				289,00	
18a	16	130	1,70				221,00	
19	14	95	7,85			745,75		
19a	14	70	6,60			462,00		
19b	14	6	5,40			37,80		
19c	14	24	7,30			175,20		
20	14	86	8,15			684,00		
20a	14	10	4,20			42,00		
21	14	44	12,00			528,00		
21a	14	44	3,90			171,60		
22	14	82	10,75			881,50		
22a	14	82	2,45			200,90		
22b	14	82	2,50			205,00		
22c	14	13	12,00			156,00		
22d	14	5	4,95			24,75		
23	14	90	6,15			553,50		
23a	14	12	4,00			48,00		
23b	14	28	4,10			114,80		
25	16	14	6,80				95,20	
26	14	4	4,90			19,60		
27	14	28	7,40			207,20		
27a	14	24	3,75			96,00		
27b	14	24	10,50			252,00		
27c	14	24	6,25			150,00		
28	14	14	12,00			168,00		
29	14	94	3,60			338,40		
30	14	28	8,50			238,00		
30a	14	28	11,35			317,80		
30b	14	24	7,15			171,60		
31	10	376	1,05	394,80				
32	12	30	3,80		114,00			
33	12	30	3,95		118,50			
34	12	24	3,05		73,20			
35	12	24	2,80		67,20			
36	12	20	2,30		46,00			
37	12	52	4,10		213,20			
LUNGIMI/Ï (m)				349,80	898,50	6838,40	1553,75	1005,25
GREUTATI/ML (kg)				0,617	0,888	1,208	1,578	2,984
GREUTATI/Ï				216	798	8260	2452	3000
GREUTATI PE TIP DE OTEL (kg)				9274			5452	
PIERDERI 5% (kg)				736				
GREUTATE TOTALA CULEE (kg)				15462 rot. 15470				

TOTAL 2 CULEI /TOTAL 2 ABUTMENTS : 2 x 15470kg=30940kg

DETALIUL "a"

placuta pentru presa
scara 1:25

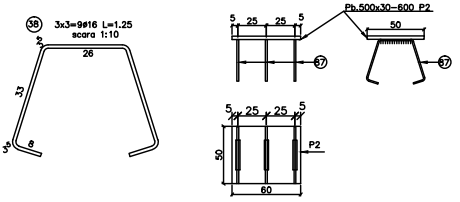

38
3x3=9ø16 L=1.25
scara 1:10
3,5
26
33
3,5
8
5
25
25
5
Pb.500x30-600 P2
50
37
37
5
25
25
5
50
P2
60

PLACUTE PENTRU PRESE

Poz. Piece	Denumirea materialului	Buc.	Sectiune Section	Lung. Long. (mm)	Sectiune/Section		
					kg/ml	kg/buc	kg
P1	Placuta Placuta	3	500x30	600	117.80	58.90	177
					Total partial		177
					Sudura 2% Welding 2%		4
					TOTAL kg		181

Beton: – C25/30 in elevatiile culeelor
Concrete: in the elevation of nthe abutment
Armatura: – S355;
Reinforcement:
Strat de acoperire: – min. 4cm expunere in aer/air exposed
Concrete cover

Se interzice copierea, difuzarea, imprumutarea sau utilizarea in alte scopuri, fara permisiunea Arex Lider Company ca proprietar al desenului.
This drawing is forbidden to be copied, lent or used in other purposes than those previously approved by Arex Lider Company as its owner.

D					
C					
B					
A					
Indice Index	Data Date	Modificare Modification/Revision	Proiectant Designer	Aprobat Consultant Approved Consultant	Aprobat CFR Approved CFR

GUVERNUL ROMANIEI
ROMANIAN GOVERNMENT

PROIECT FINANŢAT DE UNIUNEA EUROPEANĂ
EUROPEAN UNION FINANCED PROJECT

C.N.C.F. "C.F.R." - S.A.

CLIENT / CLIENT

ITALFERR
GRUPPO FERROVIE DELLO STATO
Joint Venture leader

Scott Wilson

OBERMEYER
PLANEN + BERATEN GmbH

TECNIC
Consulting Engineers

CONSULTANT / CONSULTANT

			Data Date	SemnŁturŁ Signature
Aprobat Approved	ķ ef proiect Project manager	R. Liuzza	01.2012	
Aprobat Approved	Coordonator Sec Şune 1 Section 1 Coordinator	C. Gambelli	01.2012	
Verificat Checked	Expert Cheie Checking Expert	V.Kallidromitis	01.2012	

SUBCONTRACTANT / SUBCONTRACTOR

AREX COMPANY

Aprobat Approved	Responsabil Subconsultant Subconsultant Responsible	A. Dinulescu Stanciu	02.2012	
Ŀtocmit Elaborated	Proiectant Designer	Sabo Adrian	0.2012	

Reabilitarea liniei de cale ferata Braкov - Simeria, parte componentŁ a coridorului IV Pan European, pentru circulaŞa trenurilor cu viteza maximŁ de 160 km/h,
Tronsonul : Braşov - Sighişoara
Rehabilitation of the railway line Braşov - Simeria, component Part of the IV Pan-European Corridor, for the trains circulation with maximum speed of 160 km/h,
Section : Braşov - Sighişoara

Proiect/Project
2004/RO/16/P/PA/003

Faza / Phase:
P.Th. / T.D.

Denumire desen / Drawing Title : Interval Statia Albesti

POD km 262+004.302 -G.Z.C.J.C.B. D=35.00m
PLAN ARMARE ELEVATIE–CULEEA BRASOV
BRIDGE km 262+004.302 - D=35.00m
REINFORCEMENT DRAWING ELEVATION–BRASOV ABUTMENT

Codificare / Codification System	Scara / Scale 1:25	LOT / LOT	Nr. / No 01 / 01

EA51 01 E 16 BB PV 03 7 2 005 0

594x7030