VEDERE A-A / A-A VIEW

1:25

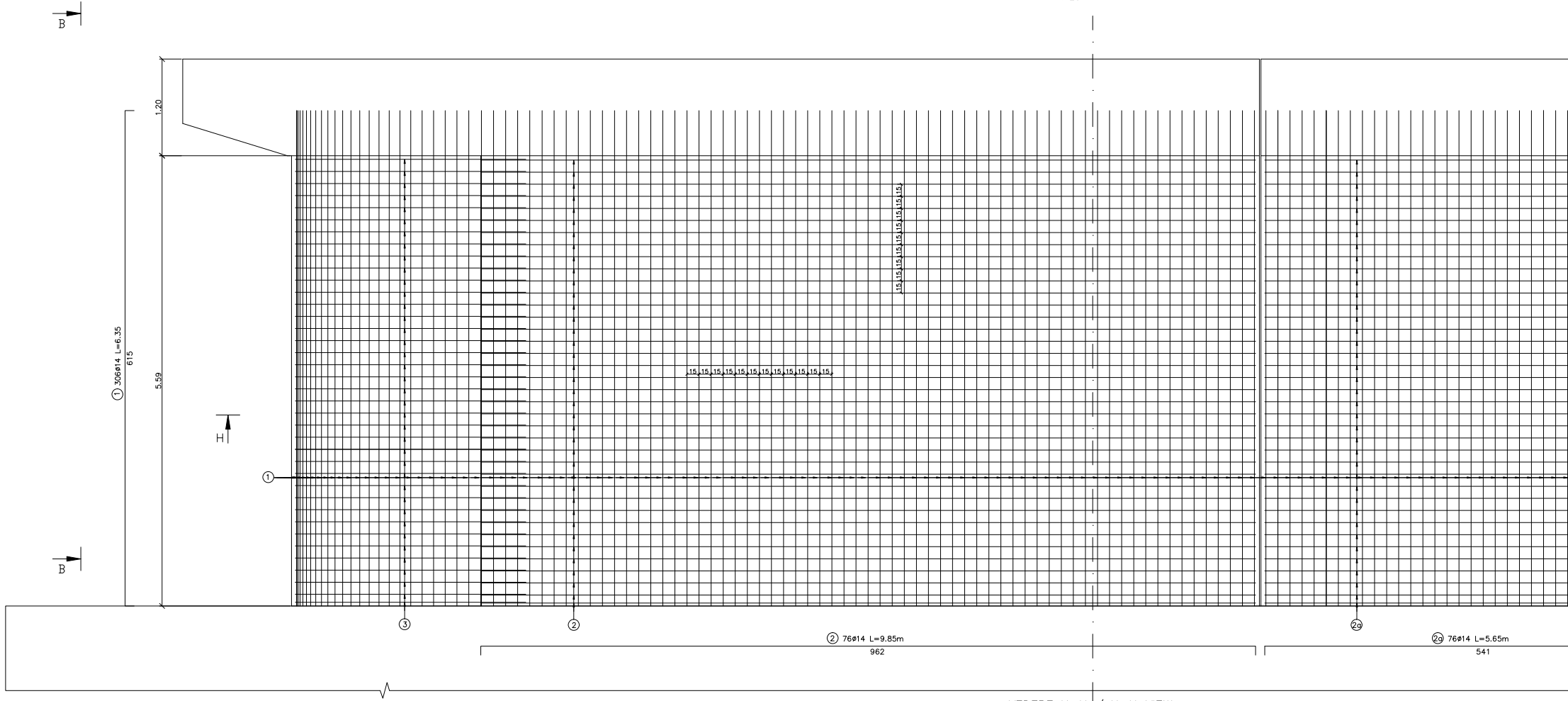

B
1.20
5.59
① 306ø14 L=6.35
615
H
①
15 15 15 15 15 15 15 15 15 15 15 15
15 15 15 15 15 15 15 15 15 15
B
③
②
②a
② 76ø14 L=9.85m
962
②a 76ø14 L=5.65m
541

VEDERE H-H / H-H VIEW

1:25

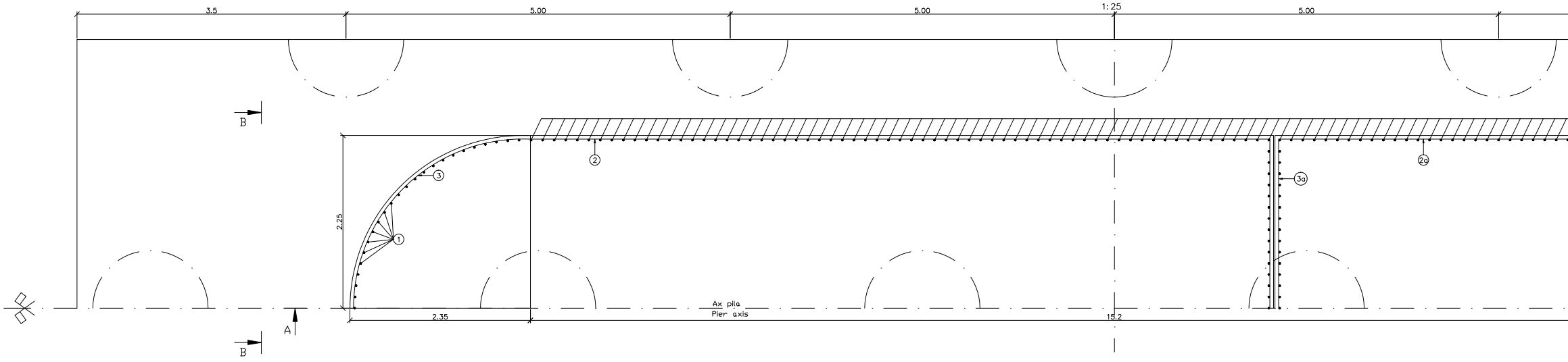

3.5
5.00
5.00
5.00
B
③
①
2.25
②
②a
③a
2.35
Ax pila
Pier axis
15.2
A
B

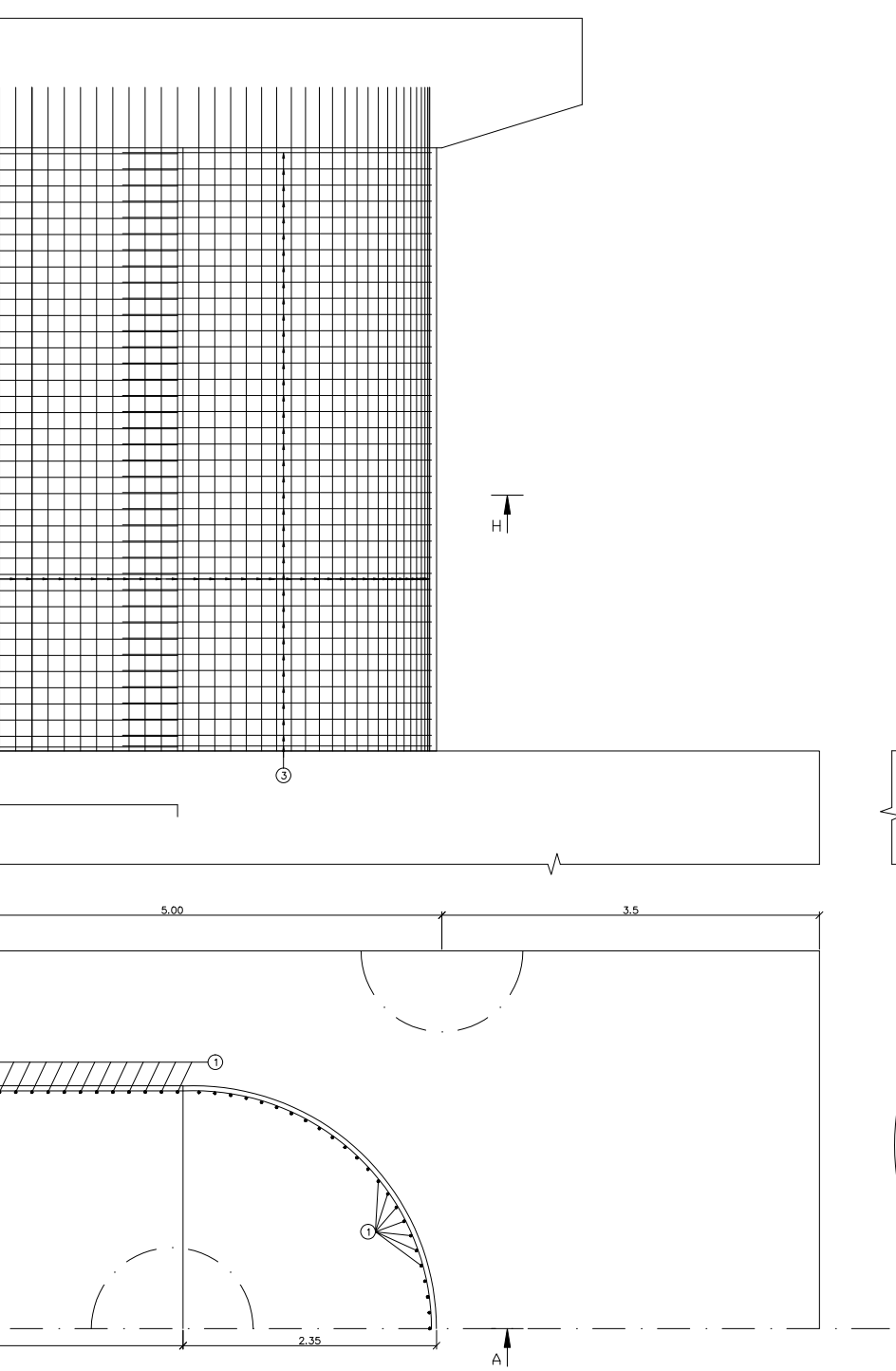

H
①
③
5.00
3.5
①
①
2.35
A

VEDERE B-B / B-B VIEW

1:25

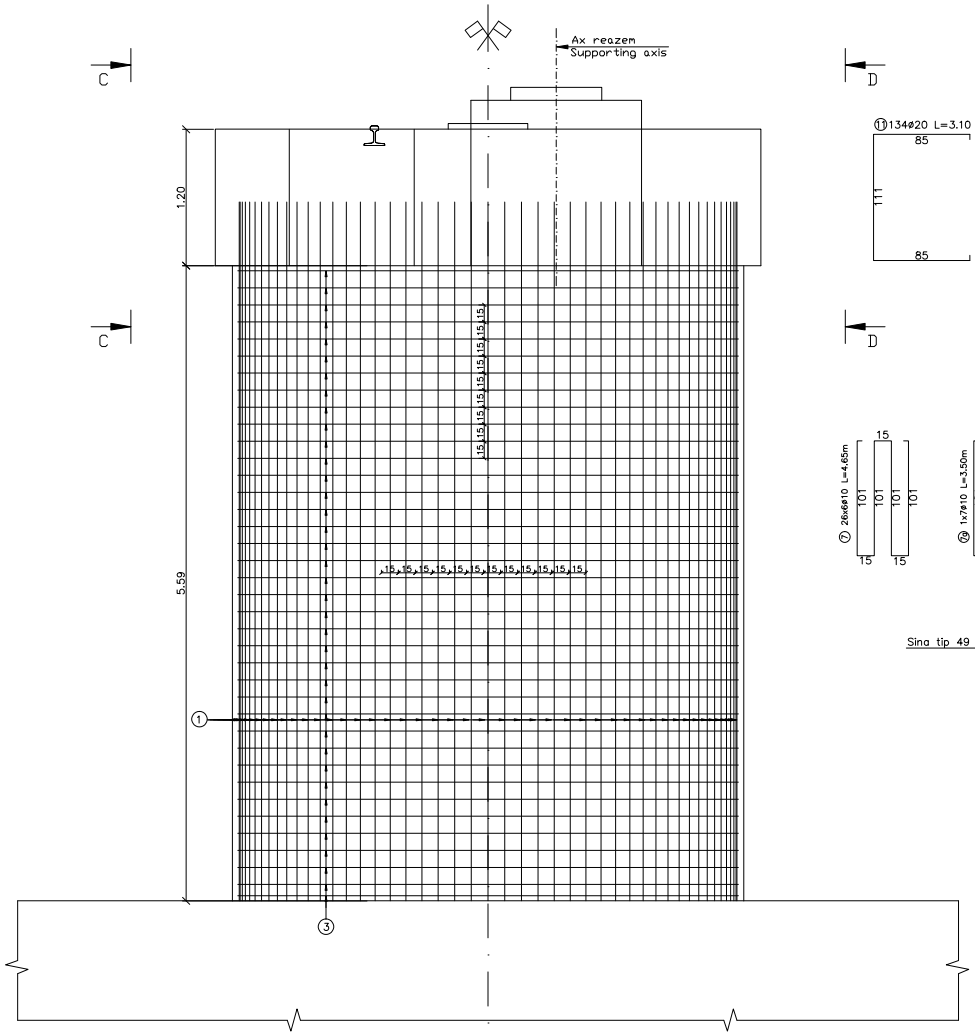

Ax reazem
Supporting axis
C
C
1.20
5.59
15 15 15 15 15 15 15 15 15 15
15 15 15 15 15 15 15 15 15 15 15 15
①
③

SECTIUNE E-E / E-E SECTION

1:25

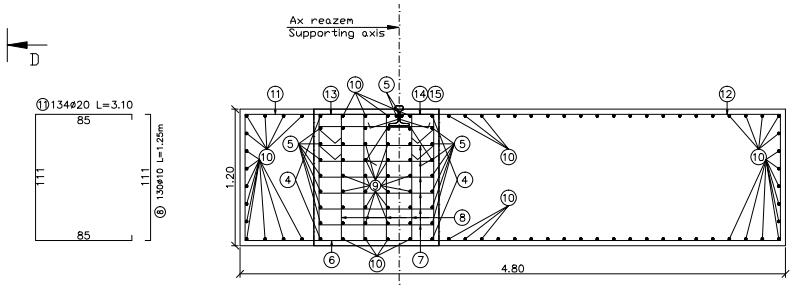

Ax reazem
Supporting axis
D
⑪134ø20 L=3.10
85
111
85
111
⑧ 130ø10 L=1.25m
⑪ ⑬ ⑩ ⑤ ⑭⑮ ⑫
⑩ ⑤ ④ ⑨ ⑤ ④ ⑩ ⑩ ⑩ ⑧
⑥ ⑩ ⑦
1.20
4.80

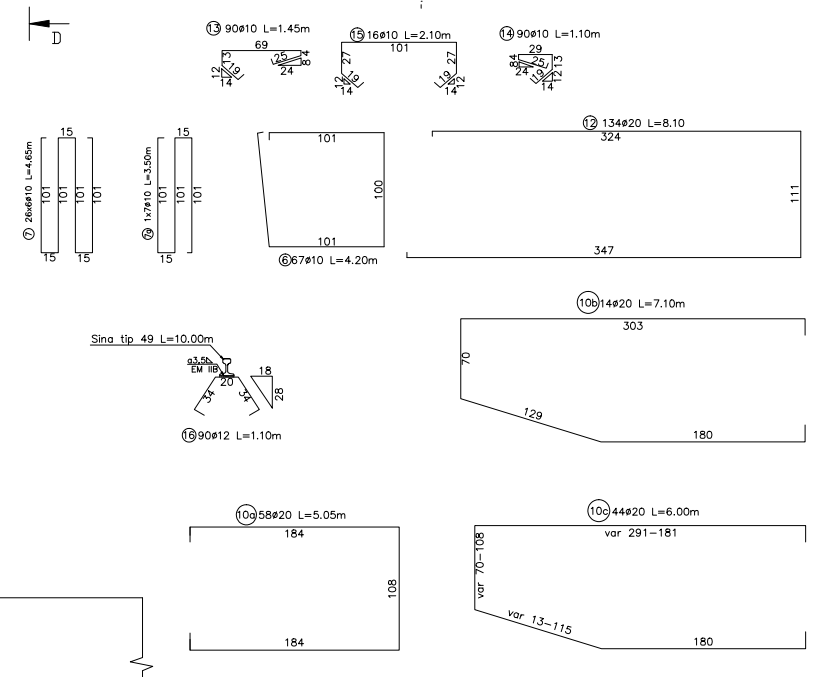

D
⑬ 90ø10 L=1.45m
69
25
24
⑮ 16ø10 L=2.10m
101
27
⑭ 90ø10 L=1.10m
29
25
24
⑦ 26x6ø10 L=4.65m
15
101
15 15
⑨ 1x7ø10 L=3.50m
15
101
15
101
100
101
⑥67ø10 L=4.20m
⑫ 134ø20 L=8.10
324
111
347
⑩b14ø20 L=7.10m
303
70
129
180
Sina tip 49 L=10.00m
20
18
28
34
34
⑯90ø12 L=1.10m
⑩a58ø20 L=5.05m
184
108
184
⑩c44ø20 L=6.00m
var 291–181
var 70–108
var 13–115
180

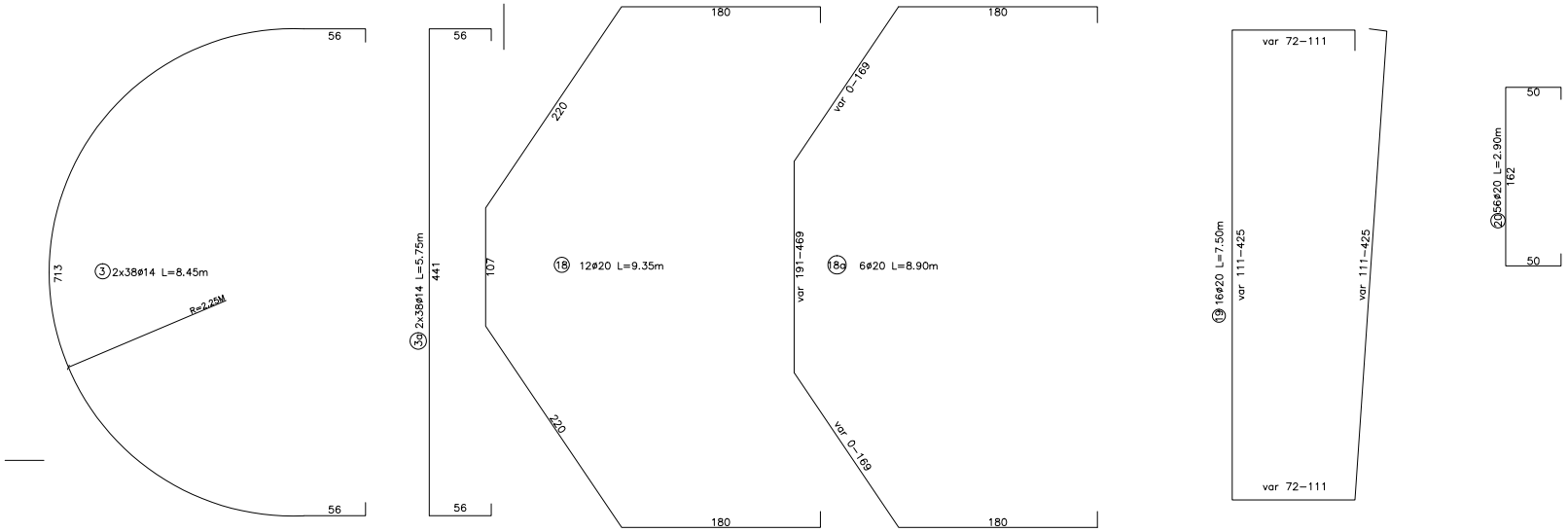

56
713
③2x38ø14 L=8.45m
R=2.25M
56
56
③a 2x38ø14 L=5.75m
441
56
180
220
107
⑱ 12ø20 L=9.35m
220
180
180
var 0–169
var 191–469
⑱a 6ø20 L=8.90m
var 0–169
180
var 72–111
⑲ 16ø20 L=7.50m
var 111–425
var 111–425
var 72–111
50
⑳56ø20 L=2.90m
162
50

VEDERE C-C / C-C VIEW

1:25

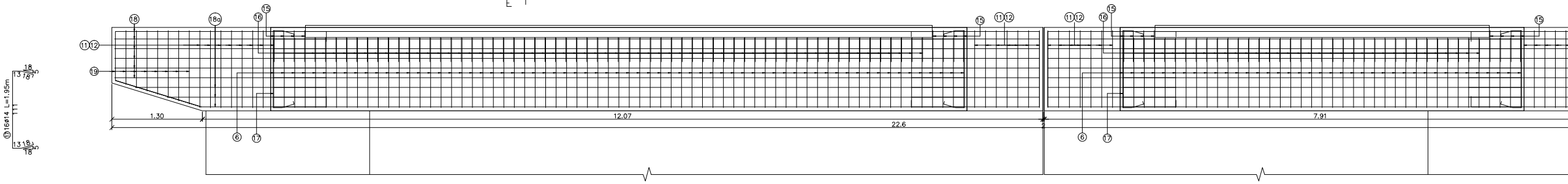

E
⑱
⑱a
⑯
⑮
⑮
⑪⑫
⑪⑫
⑯
⑮
⑮
⑪⑫
⑲
⑥
⑰
⑥
⑰
1.30
12.07
22.6
7.91
⑰16ø14 L=1.95m
13 18 18
111
13 18 18

VEDERE D-D / D-D VIEW

1:25

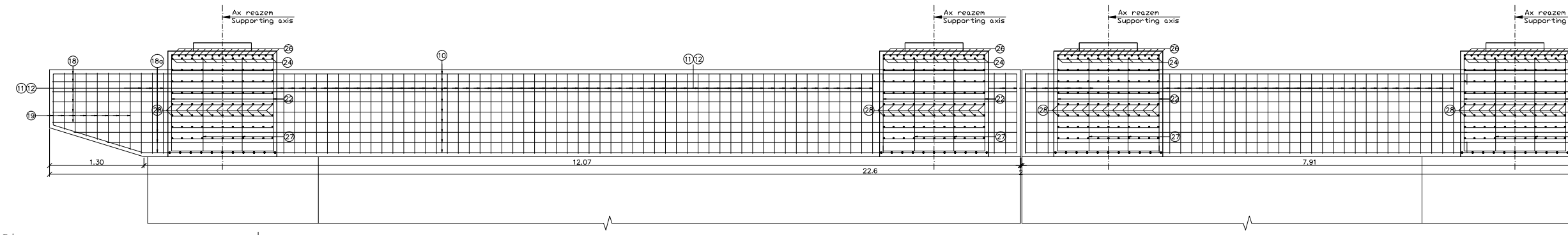

F
E
Ax reazem
Supporting axis
⑱
⑱a
⑩
⑪⑫
⑪⑫
⑲
㉖
㉔
㉒
㉘
㉗
1.30
12.07
22.6
7.91

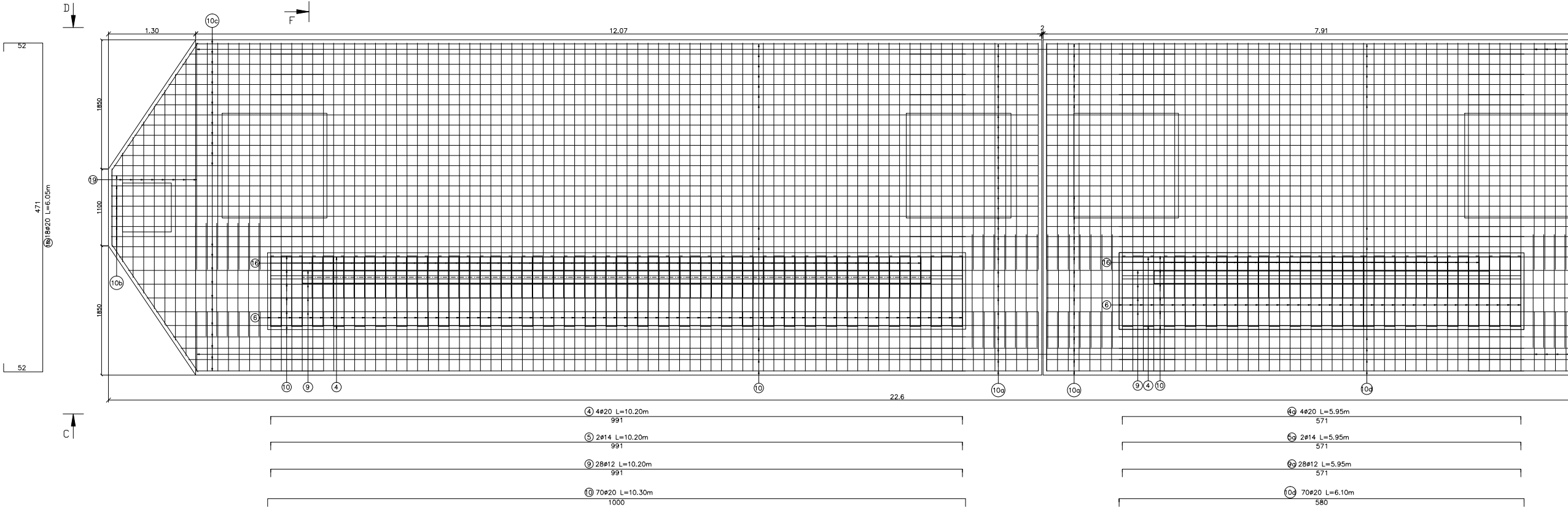

D
F
C
⑩c
1.30
12.07
2
7.91
52
471
52
⑱18ø20 L=6.05m
1850
1100
1850
⑲
⑩b
⑯
⑥
⑯
⑥
⑩
⑨
④
⑩
⑩a
⑩a
⑨
④
⑩
⑩a
22.6
④ 4ø20 L=10.20m
991
⑤ 2ø14 L=10.20m
991
⑨ 28ø12 L=10.20m
991
⑩ 70ø20 L=10.30m
1000
④a 4ø20 L=5.95m
571
⑤a 2ø14 L=5.95m
571
⑨a 28ø12 L=5.95m
571
⑩a 70ø20 L=6.10m
580

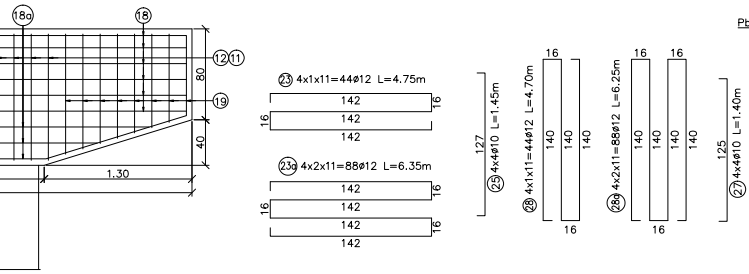
18a
18
12
11
19
80
40
1.30
23 4x1x11=44ø12 L=4.75m
142
16
23a 4x2x11=88ø12 L=6.35m
25 4x4ø10 L=1.45m
127
28 4x1x11=44ø12 L=4.70m
28a 4x2x11=88ø12 L=6.25m
140
27 4x4ø10 L=1.40m
125

SECTIUNE F-F / F-F SECTION
1:25

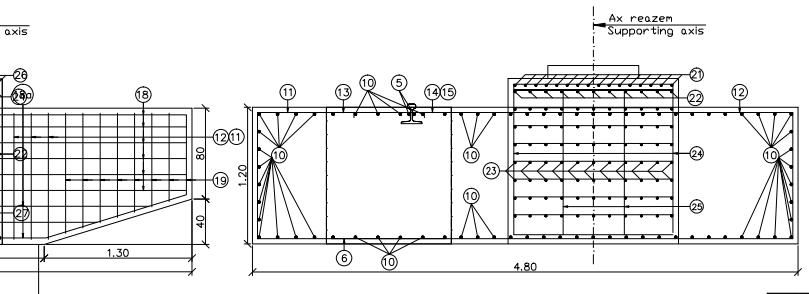
axis
Ax reazem
Supporting axis
26
18a
18
12
11
22
19
27
80
40
1.30
1.20
11
13
10
5
14
15
21
22
24
23
25
6
4.80

DETALIU DE CUZINET PENTRU PRESE

DETALIU DE CUZINET PENTRU STALPUL DE ELECTRIFICARE

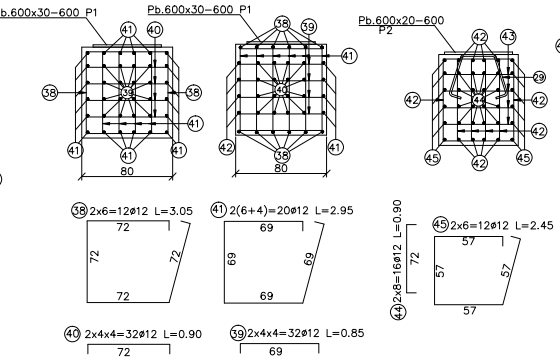
Pb.600x30-600 P1
Pb.600x30-600 P1
Pb.600x20-600 P2
38
39
40
41
42
43
44
45
29
80
38 2x6=12ø12 L=3.05
72
41 2(6+4)=20ø12 L=2.95
69
44 2x8=16ø12 L=0.90
45 2x6=12ø12 L=2.45
57
40 2x4x4=32ø12 L=0.90
39 2x4x4=32ø12 L=0.85
42 2x10=20ø12 L=2.85
60
43 2x(4+4)=16ø12 L=3.15
13
12

PLACUTE PENTRU PRESA

Poz. Piece	Denumirea materialului	Buc.	Sectiune Section	Lung. Long. (mm)	Sectiune/Section kg/ml	kg/buc	kg
P3	Placuta Placuta	2	600x30	600	141.30	84.78	170
					Total partial		170
					Sudura 2% Welding 2%		4
					TOTAL kg		175

Concrete: — in the elevation of the abutment
- C35/45 in cuzineti si in bancheta cuzinetilor in the cushionsh and cushions bench

Armatura: Reinforcement: - S355; PC52

Strat de acoperire: Concrete cover - min. 4cm expunere in aer/air exposed

Se interzice copierea, difuzarea, imprumutarea sau utilizarea in alte scopuri, fara permisiunea Arex Lider Company ca proprietar al desenului.
This drawing is forbidden to be copied, lent or used in other purposes than those previously approved by Arex Lider Company as its owner.

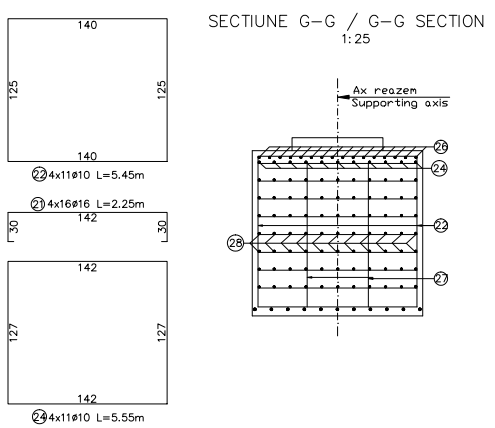
140
125
22 4x11ø10 L=5.45m
21 4x16ø16 L=2.25m
142
30
127
24 4x11ø10 L=5.55m
26 4x16ø16 L=2.25m
D
Ax reazem
Supporting axis
26
24
22
28
27

SECTIUNE G-G / G-G SECTION
1:25

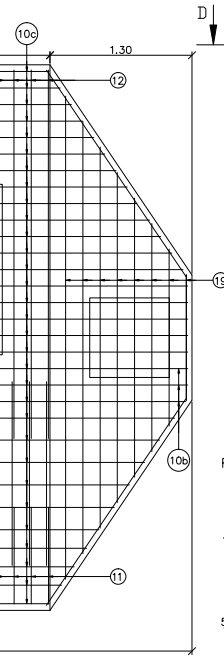
10c
1.30
12
19
10b
11
C

Placuta pentru presa si pentru stalpul de electrificare
scara 1:25

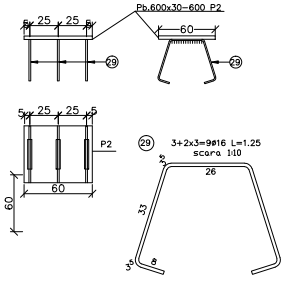
Pb.600x30-600 P2
5
25
60
29
P2
29 3+2x3=9ø16 L=1.25
scara 1:10
26
33
3,5
8

EXTRAS DE ARMATURA PILA
TABLE FOR REINFORCEMENTS FOR 1 PIER

Marca	Diametru	Lung./buc.[m]	Nr.buc.	S355			S345	
				10	12	14	16	20
1	14	6,35	306			1943,10		
2	14	9,85	76			748,60		
2a	14	5,62	76			427,12		
3	14	8,45	76			642,20		
3a	14	5,75	76			437,00		
4	20	10,20	4					40,80
4a	20	5,95	4					23,80
5	14	10,20	2			20,40		
5a	14	5,95	2			11,90		
6	10	4,20	106	445,20				
7	10	4,65	156	725,40				
7a	10	3,50	7	24,50				
8	10	1,25	130	162,50				
9	12	10,20	28		285,60			
9a	12	5,95	28		166,60			
10	20	10,30	70					721,00
10a	20	5,05	58					292,90
10b	20	7,10	14					99,40
10c	20	6,00	44					264,00
10d	20	6,10	70					427,00
11	20	3,10	134					415,40
12	20	8,10	134					1085,40
13	10	1,45	90	130,50				
14	10	1,10	90	99,00				
15	10	2,10	16	33,60				
16	12	1,10	90		99,00			
17	14	1,95	16			31,20		
18	20	9,35	12					112,20
18a	20	8,90	6					53,40
18b	20	6,05	18					108,90
19	20	7,50	16					120,00
20	20	2,90	56					162,40
21	16	2,25	64				144,00	144,00
22	10	5,45	44	239,80				
23	12	4,75	44		209,00			
23a	12	6,35	88		558,80			
24	10	5,55	44	244,20				
25	10	1,45	16	23,20				
26	10	5,45	44	239,80				
27	10	1,40	16	22,40				
28	12	4,70	44		206,80			
28a	12	6,25	88		550,00			
29	16	1,25	9				11,25	
38	12	3,05	12		36,60			
39	12	0,85	32		27,20			
40	12	0,90	32		28,80			
41	12	2,95	20		59,00			
42	12	2,85	20		57,00			
43	12	3,15	16		50,40			
44	12	0,90	16		14,40			
45	12	2,45	12		29,40			
Lungimi totale pe diametre			(m)	2390,10	2378,60	4261,52	155,25	4070,6
Masa pe metru liniar			(kg/ml)	0,617	0,888	1,208	1,578	2,466
Masa pe diametre			(kg)	1473,60	2111,80	5149,70	245,10	10038,80
Masa pe tip otel			(kg)	8735,10			10283,90	
Masa totala pe o pila			(kg)	19020,00				
Spor			5%	951				
Total Pila				19971,00				
				Total 20,000 Kg				

TOTAL GENERAL **2pile x20,000 Kg=40,000 Kg**

D					
C					
B					
A					
Indice Index	Data Date	Modificare Modification/Revision	Proiectant Designer	Aprobat Consultant Approved Consultant	Aprobat CFR Approved CFR

GUVERNUL ROMANIEI
ROMANIAN GOVERNMENT

PROIECT FINANȚAT DE UNIUNEA EUROPEANĂ
EUROPEAN UNION FINANCED PROJECT

CLIENT / CLIENT

C.N.C.F. "C.F.R." - S.A.

ITALFERR GRUPPO FERROVIE DELLO STATO Joint Venture leader

Scott Wilson

OBERMEYER PLANEN + BERATEN GmbH

TECNIC Consulting Engineers

CONSULTANT / CONSULTANT

			Data Date	Semnătura Signature
Aprobat Approved	Șef proiect Project manager	R. Liuzza	03.2012	
Aprobat Approved	Coordonator Secțiune 1 Section 1 Coordinator	C. Gambelli	03.2012	
Verificat Checked	Expert Check Checking Expert	V.Kalidromitis	03.2012	VK

SUBCONTRACTANT / SUBCONTRACTOR AREX COMPANY

Aprobat Approved	Responsabil Subconsultant Subconsultant Responsible	A. Dinulescu Stanciu	03.2012	
Întocmit Elaborated	Proiectant Designer	Mihai Ady Nicolae	03.2012	

Reabilitarea liniei de cale ferata Brasov - Simeria, parte componentă a coridorului IV Pan European, pentru circulația trenurilor cu viteza maximă de 160 km/h,
Tronsonul : Brasov - Sighisoara
Rehabilitation of the railway line Brasov - Simeria, component Part of the IV Pan-European Corridor, for the trains circulation with maximum speed of 160 km/h,
Section : Brasov - Sighisoara

Project/Project
2004/RO/16/P/PA/003

Faza / Phase:
P.Th. / T.D.

Denumire desen / Drawing Title : Interval Acata - Vanatori
POD / BRIDGE Km 270+262.472 D=18.00m+45.80m+18.00m

ARMAREA PILELOR BRASOV si SIGHISOARA
PIERS BRASOV AND SIGHISOARA REINFORCEMENT

Codificare / Codification System	Scara / Scale 1:25	LOT / LOT	Nr. / No 01 / 01

E A 5 1 | 0 1 | E | 1 6 | B C | P V | 0 4 | 2 | 2 | 0 2 2 | 0

594x3270