VEDERE LONGITUDINALA

SC 1:50

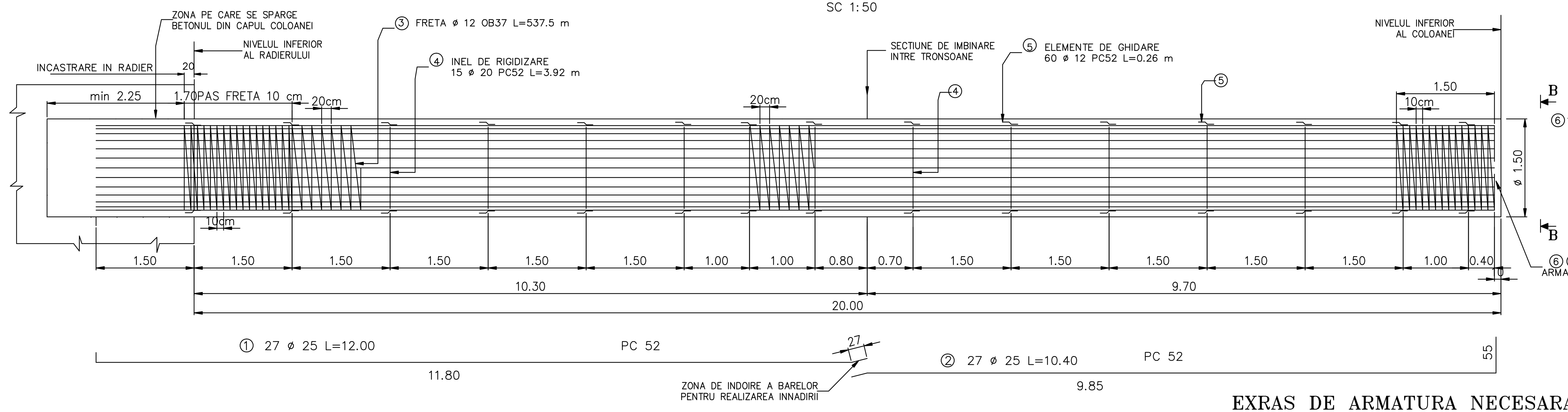

VEDERE B-B

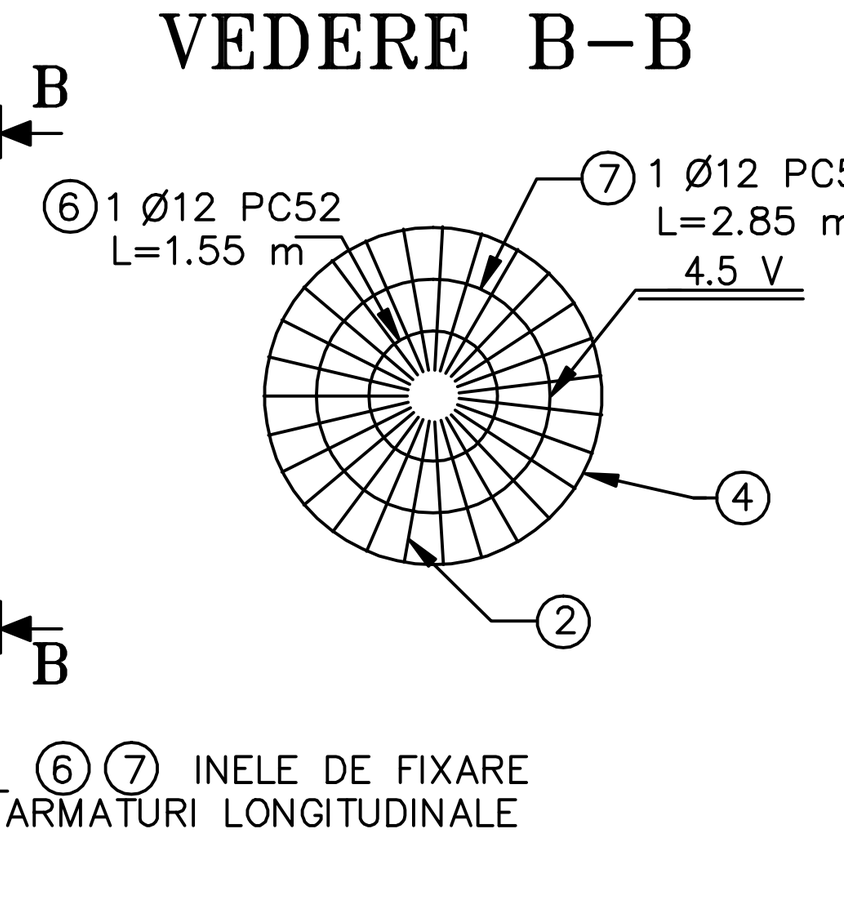

SECTIUNE TRANSVERSALA A-A

SC 1:20

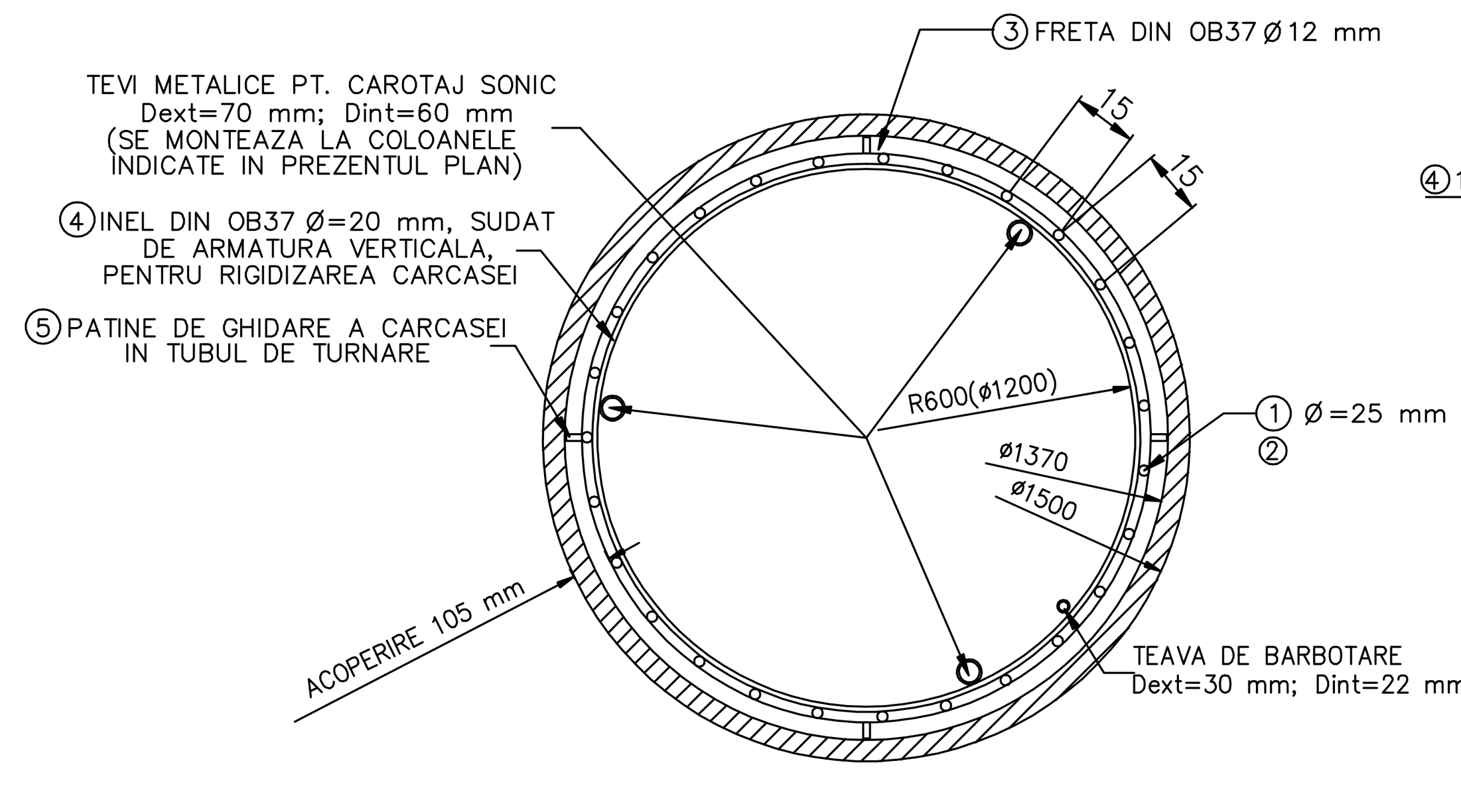

INEL DE RIGIDIZARE

SC. 1:20

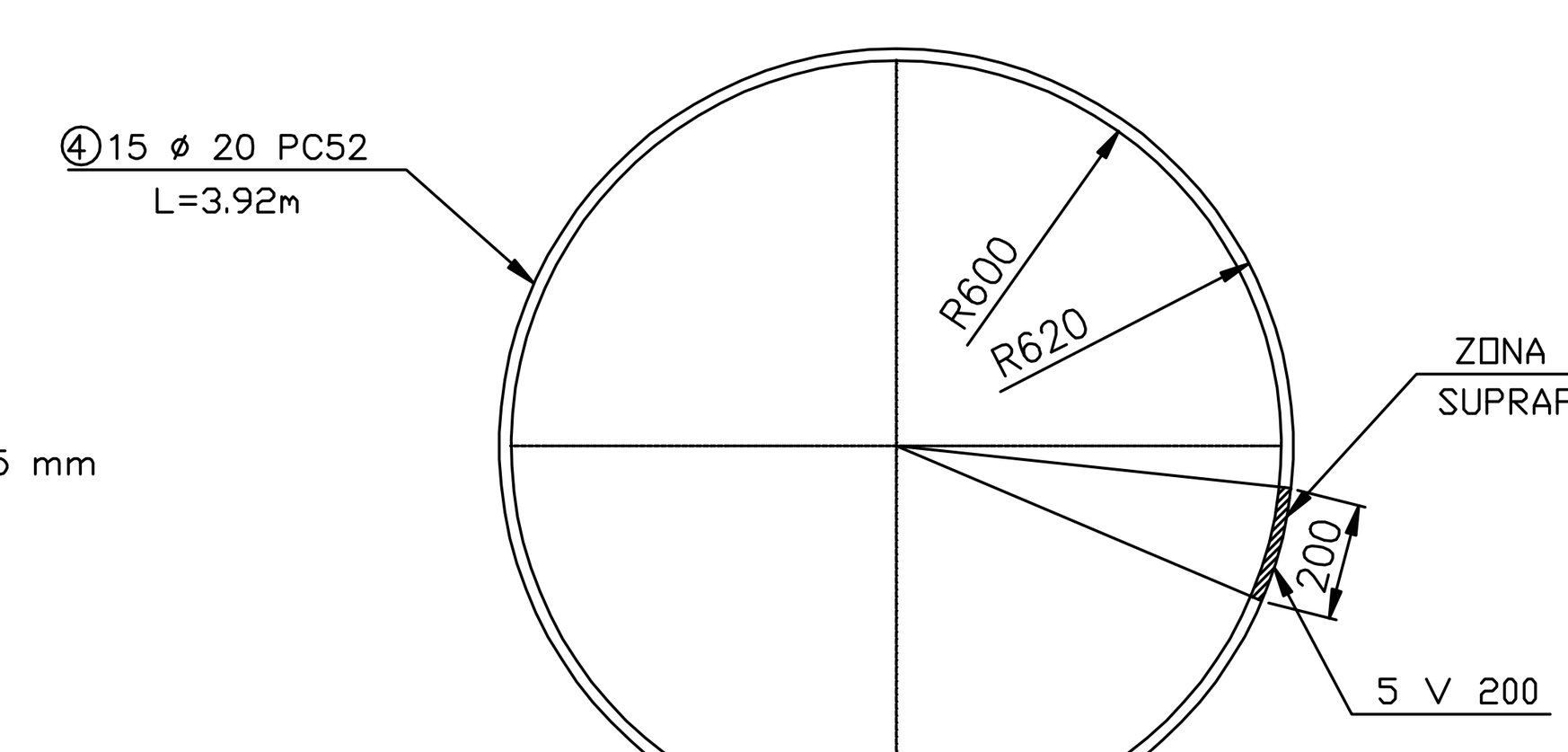

DETALIU DE DOP PENTRU TUBUL DE BETONARE

SC 1:10

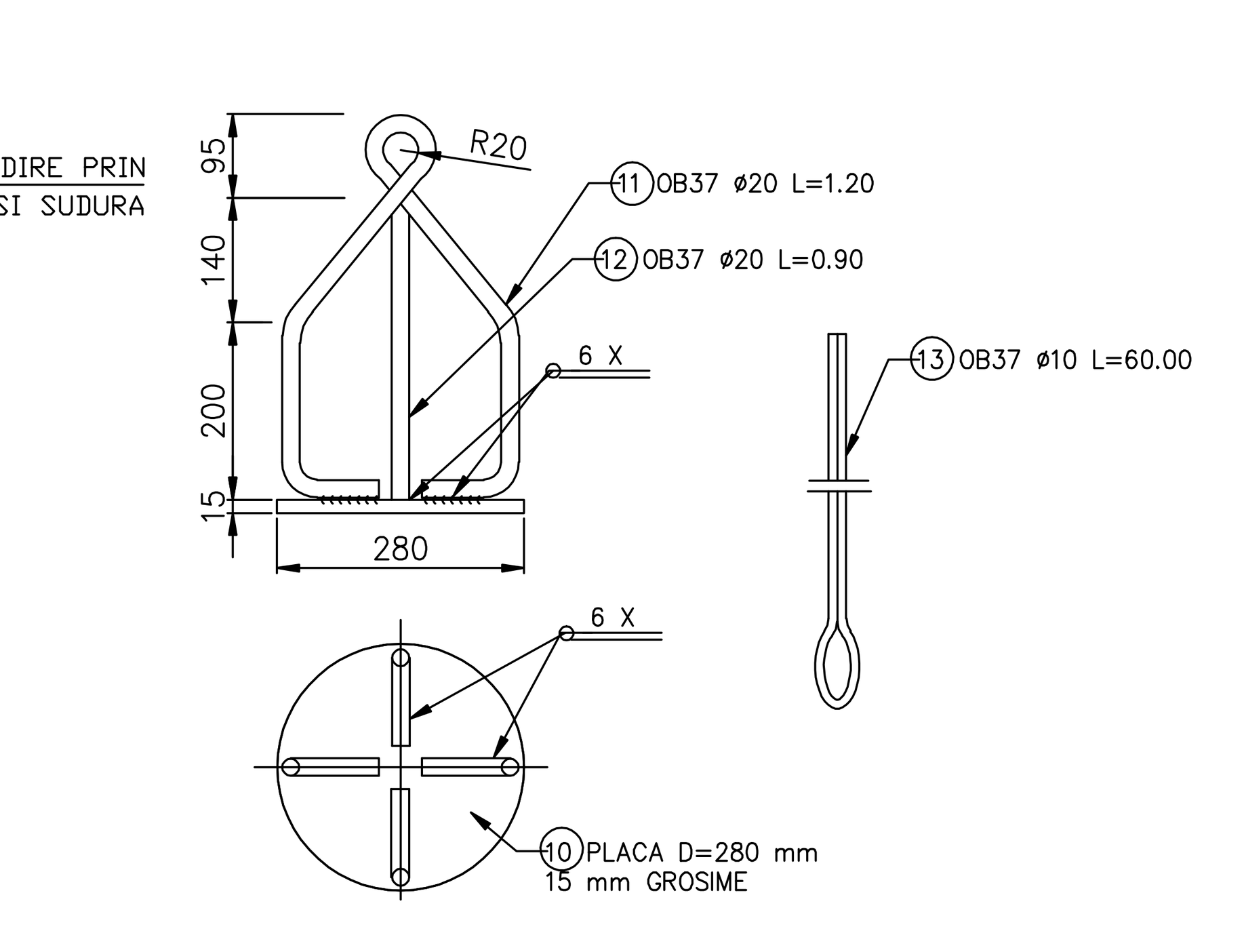

DETALII DE INNADIRE A BARELOR LONGITUDINALE

(CONFORM NORMATIV C28/83)

Sc. 1:5

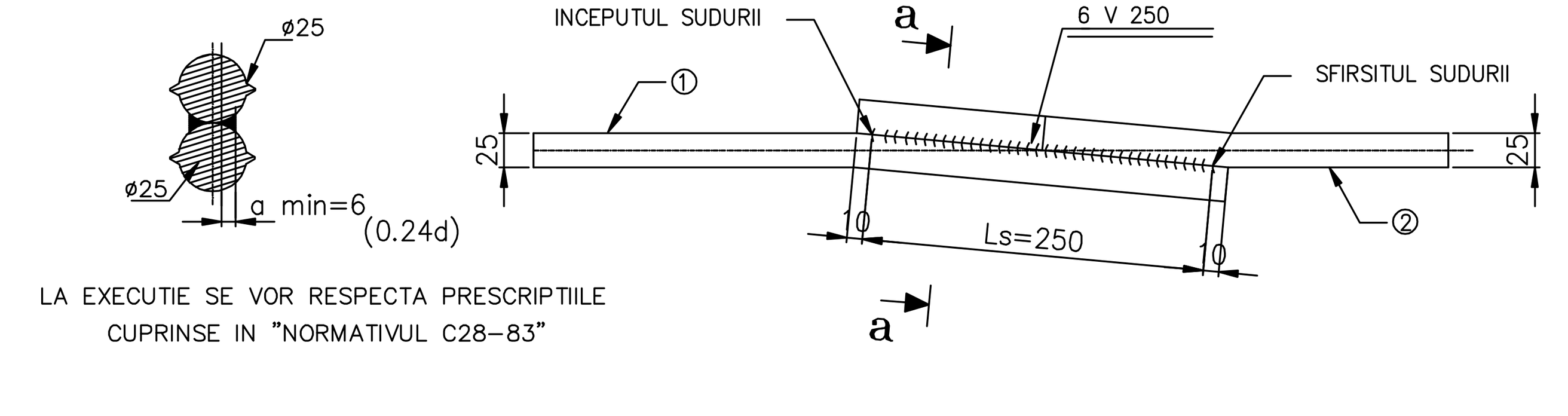

LA EXECUTIE SE VOR RESPECTA PRESCRIPTIILE CUPRINSE IN "NORMATIVUL C28-83"

Pozarea barelor longitudinale in zona de innadire

Sc. 1:20

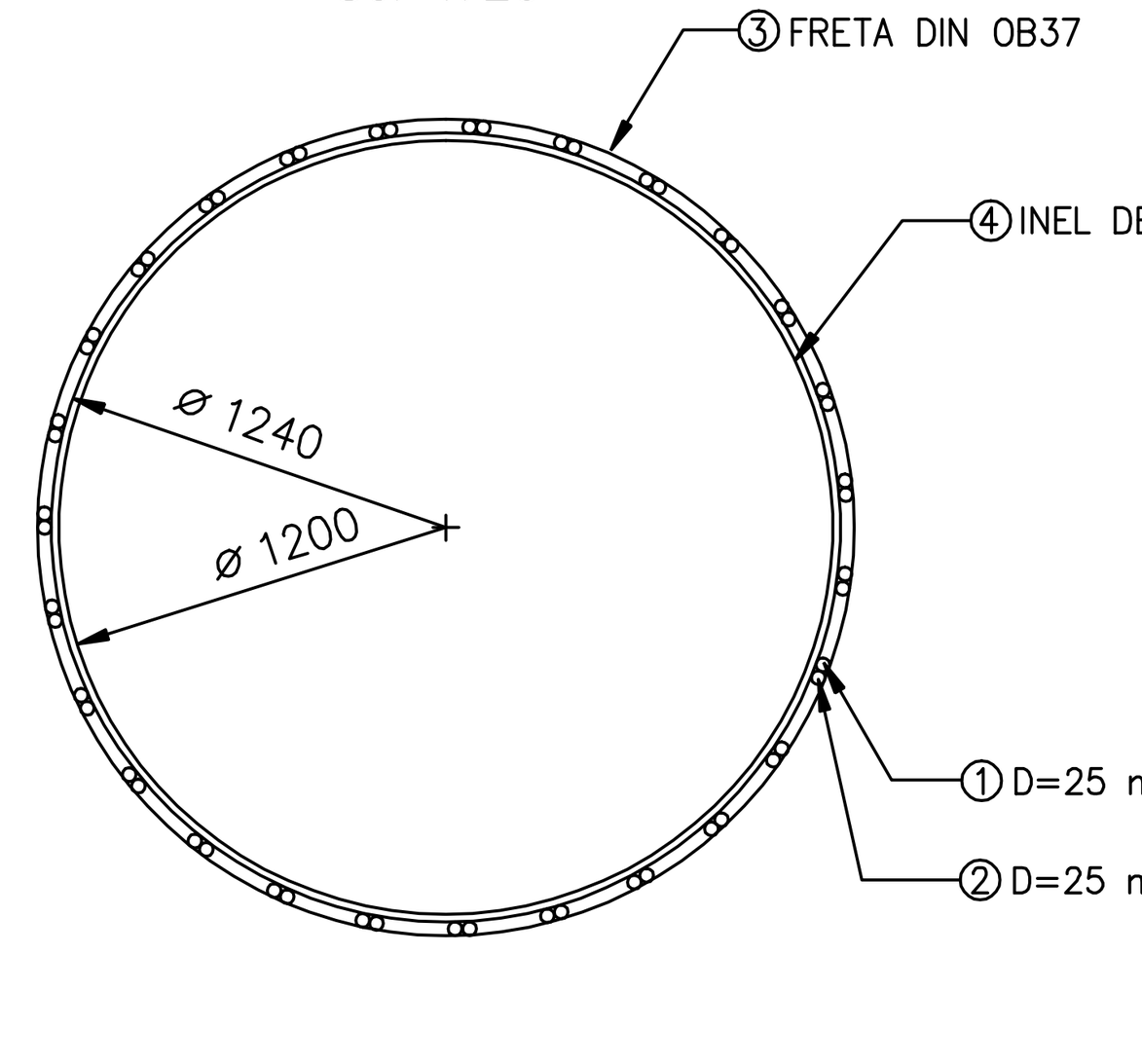

EXRAS DE ARMATURA NECESARA PENTRU ARMAREA UNEI COLOANE ø1.50, L= 20.00 m

MARCA	DIAM.	NR.BUC.	LUNG.PE BUC	LUNGIMI PE DIAMETRE			
				OB 37	PC 52		
				S255	S355	S345	
				ø12	ø12	ø20	ø25
1	25	27	12.00				324.00
2	25	27	10.40				280.80
3	12	1	537.50	537.50			
4	20	15	3.92			58.80	
5	12	60	0.26		15.60		
6	12	1	1.55		1.6		
7	12	1	2.85		2.9		
LUNGIMI TOTALE(m)				537.50	20.10	58.80	604.80
GREUTATE PE ml(kg/m)				0.888	0.888	2.466	3.853
GREUTATE PE DIAM.(kg)				477.30	17.90	145.00	2330.30
GREUTATE TOTALA(kg)				2970.50			
Sudura 2%.(kg)				59.40			
Pierderi 5%.(kg)				148.50			
GREUTATE TOTALA(kg)				3200.00			

TOTAL : 76buc. x 3200.00 kg = 243200kg

DETALII ELEMENTE DE GHIDARE

SC. 1:5

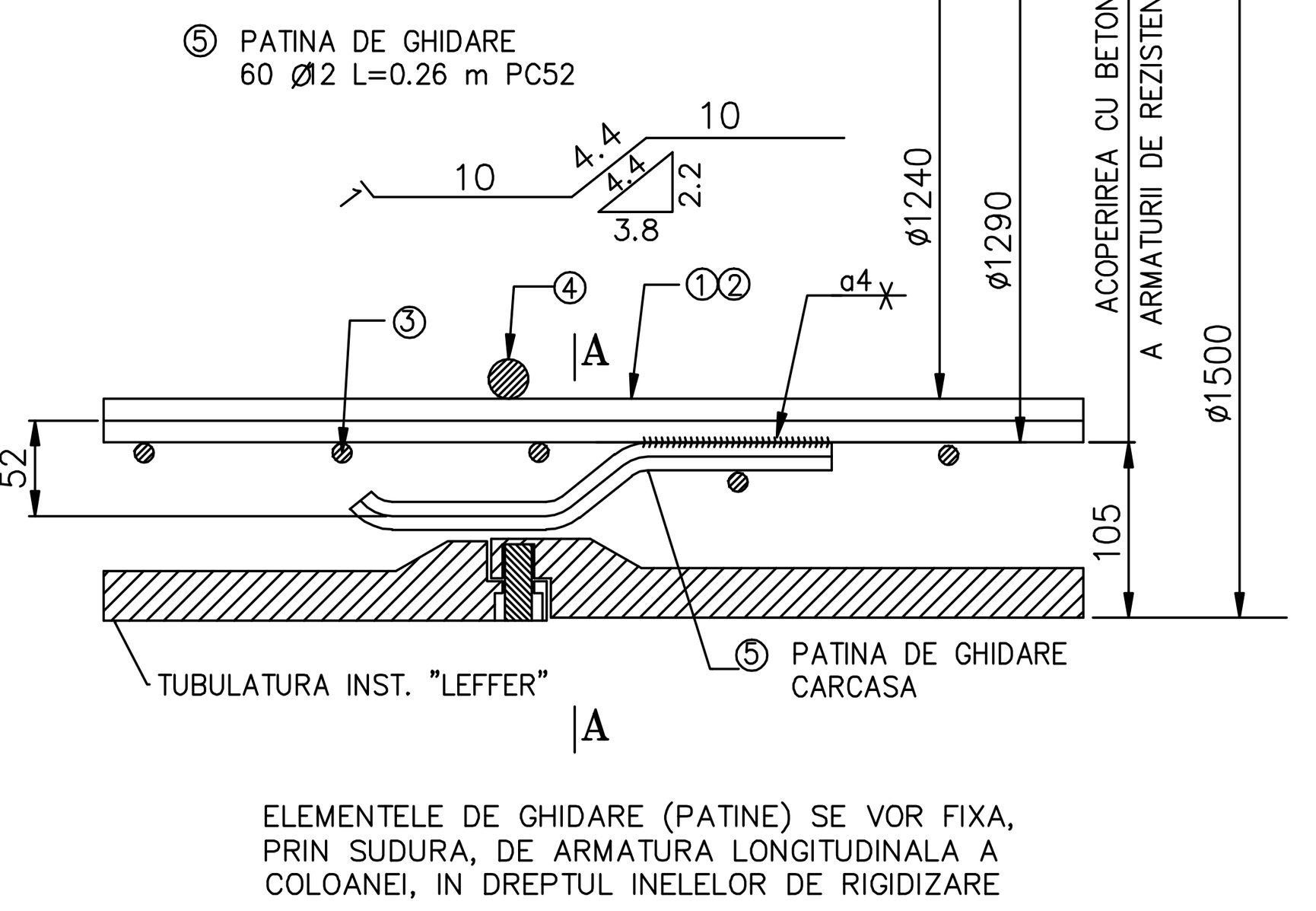

ELEMENTELE DE GHIDARE (PATINE) SE VOR FIXA, PRIN SUDURA, DE ARMATURA LONGITUDINALA A COLOANEI, IN DREPTUL INELELOR DE RIGIDIZARE

DETALIU DE INTRERUPERE A FRETEI IN DREPTUL INELULUI DE RIGIDIZARE

SC 1:10

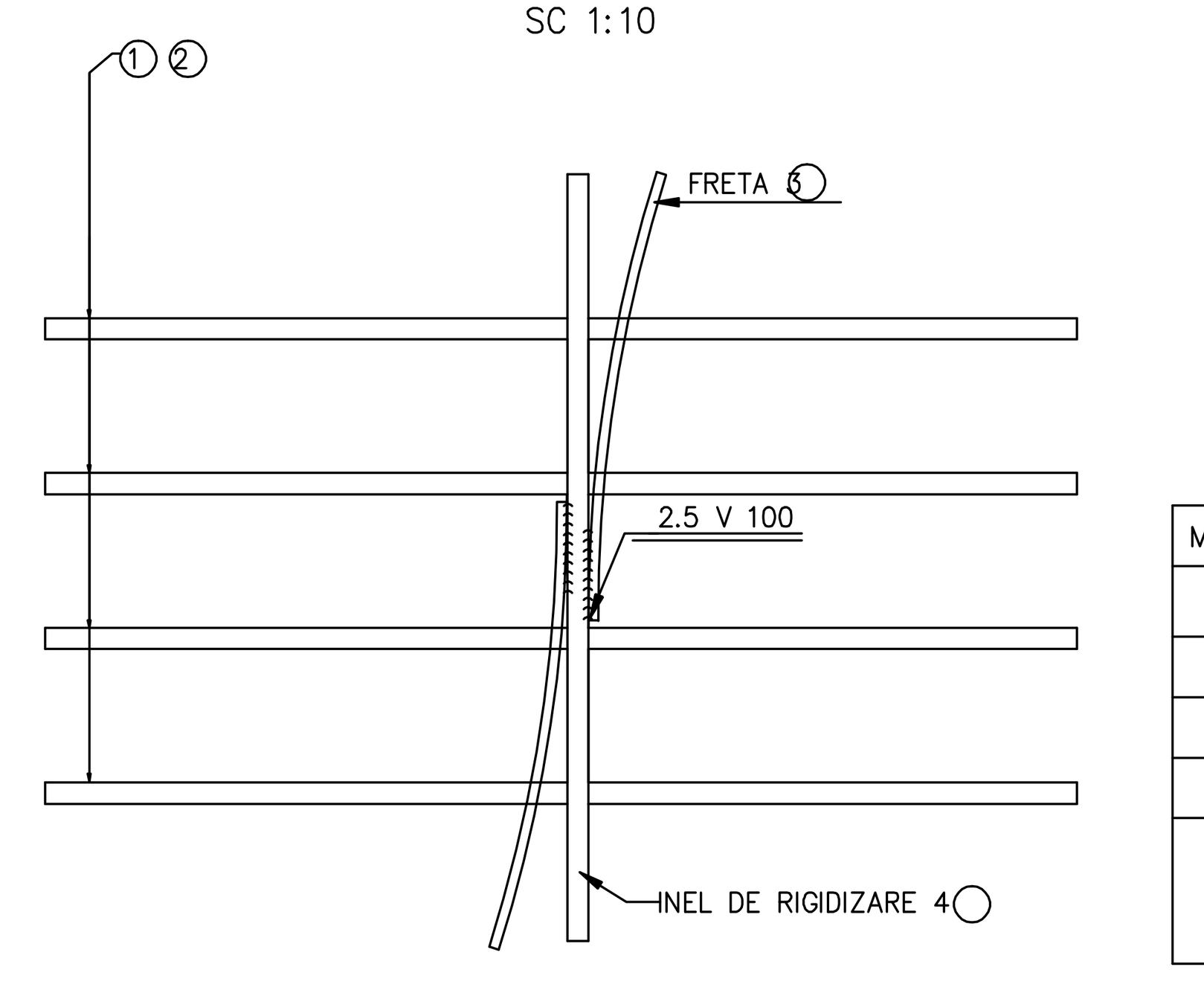

MATERIAL METALIC PENTRU UN DOP LA TUBUL DE BETONARE

MARCA	NR. BUC.	DIMENSIUNI	GREUTATE (Kg)
10	1	PLACA D=280 mm, GROS. 15 mm	7.30
11	1	OB 37 ø20 L=1.20 m	3.00
12	1	OB 37 ø20 L=0.90 m	2.20
13	1	OB 37 ø10 L=60.00 m	37.00
		GREUTATE TOTALA OL37	7.30
		OB37	42.20
		SUDURA	0.40

NOTA

1. Prezentul plan a fost intocmit in conformitate cu prevederile SR EN 1536:2011 "Executia lucrarilor geotehnice speciale. Piloti forati".
2. S-a avut in vedere planul de cofraj EA5101E16BBPV04220031, EA5101E16BBPV04220051.
3. La executie se vor respecta cu strictete prevederile din caietul de sarcini si se vor intocmi fisele de forare si betonare.
4. La executie se vor respecta cu strictete prevederile din "Normativ pentru producerea betonului si executarea lucrarilor din beton, beton armat si beton precomprimat. Partea 1: Producerea betonului", indicativ NE 012/1-2007 si "Normativ pentru producerea betonului si executarea lucrarilor din beton, beton armat si beton precomprimat. Partea 2: Executarea lucrarilor din beton", indicativ NE 012/2-2010, iar verificarea calitatii lucrarilor si receptionarea lor se va face conform normativului C56-1985.
5. Dupa executarea sapaturii pentru prima coloana se va chema proiectantul geotehnician pentru confirmarea naturii terenului intalnit in stratul strabatut de coloane pana la cota de fundare a acestora.

NOTE:

1. This drawing was prepared according to the provisions SR EN 1536:2011 "Special geotechnical works. Drilled piles".
2. The shuttering plan EA5101E16BBPV04220031, EA5101E16BBPV04220051 was taken into consideration.
3. During the works, the provisions in the Technical Specifications will be strictly observed and the drilling and concreting sheets will be prepared accordingly.
4. During the works, the provisions of the following norms will be strictly observed: "Norm for concrete manufacturing and concrete, reinforced concrete and pre-stressed concrete works. Part 1: Concrete manufacturing", indicative NE 012/1-2007 and "Norm for concrete manufacturing and concrete, reinforced concrete and pre-stressed concrete works. Part 2: Concrete works", indicative NE 012/2-2010; the work quality control and acceptance will comply with norm C56-1985.
5. After the excavations for the first column, the geotechnician designer will be called to confirm the nature of the ground encountered in the layer crossed through by the columns up to the foundation level.

BETON CONCRETE	- C25/30
ARMATURA REINFORCING BAR	- S255, S235
ACOPERIRE COVERING	- 10.5cm

Se interzice copierea, difuzarea, imprumutarea sau utilizarea in alte scopuri, fara permisiunea Arex Lider Company ca proprietar al desenului. This drawing is forbidden to be copied, lent or used in other purposes than those previously approved by Arex Lider Company as its owner.

Indice Index	Data Date	Modificare Modification/Revision	Proiectant Designer	Aprobat Consultant Approved Consultant	Aprobat CFR Approved CFR
D					
C					
B					
A					

GUVERNUL ROMANIEI
ROMANIAN GOVERNMENT

PROIECT FINANȚAT DE UNIUNEA EURO[PEANĂ]
EUROPEAN UNION FINANCED PR[OJECT]

CLIENT / CLIENT — C.N.C.F. "C.F.R." - S.A.

ITALFERR GRUPPO FERROVIE DELLO STATO *Joint Venture leader* — Scott Wilson — OBERMEYER PLANEN + BERATEN GmbH — TECNIC Consulting Engineers

CONSULTANT / CONSULTANT			Data Date	Semnătură Signature
Aprobat Approved	Şef proiect Project manager	R. Liuzza		
Aprobat Approved	Coordonator Secţiune 1 Section 1 Coordinator	C. Gambelli		
Verificat Checked	Expert Chele Checking Expert	V. Kallidromitis		

SUBCONTRACTANT / SUBCONTRACTOR — AREX COMPANY				
Aprobat Approved	Responsabil Subconsultant Subconsultant Responsible	A.Stanciu - Dinulescu	02.2012	
Întocmit Elaborated	Proiectant Designer	Maria Campan	02.2012	

Reabilitarea liniei de cale ferata Braşov - Simeria, parte component ă a coridorului IV Pan European, pentru circula ţia trenurilor cu viteza maxim ă de 160 km/h,
Tronsonul : Braşov - Sighişoara
Rehabilitation of the railway line Braşov - Simeria, component Part of the IV Pan-European Corridor, for the trains circulation with maximum speed of 160 km/h,
Section : Braşov - Sighişoara

Proiect/Project 2004/RO/16/P/PA/003

Faza / Phase: P.Th. / T.D. D.E. / E.D.

Denumire desen / Drawing Title : INTERVAL / SECTION ARCHITA-VANATORI
Pod/Bridge Km 270+262.472 D=18.00+45.00+18.00m

Plan armare coloana L=20.00m
Column reinforcement plane

Codificare / Codification System	Scara / Scale 1:50	LOT / LOT	Nr. / No 01 / 01

EA51 01 E 16 BC PV 04 2 2 023 0

297x1400