SECTIUNE TRANSVERSALA TABLIER POD
BRIDGE DECK CROSS SECTION

sc. 1:20

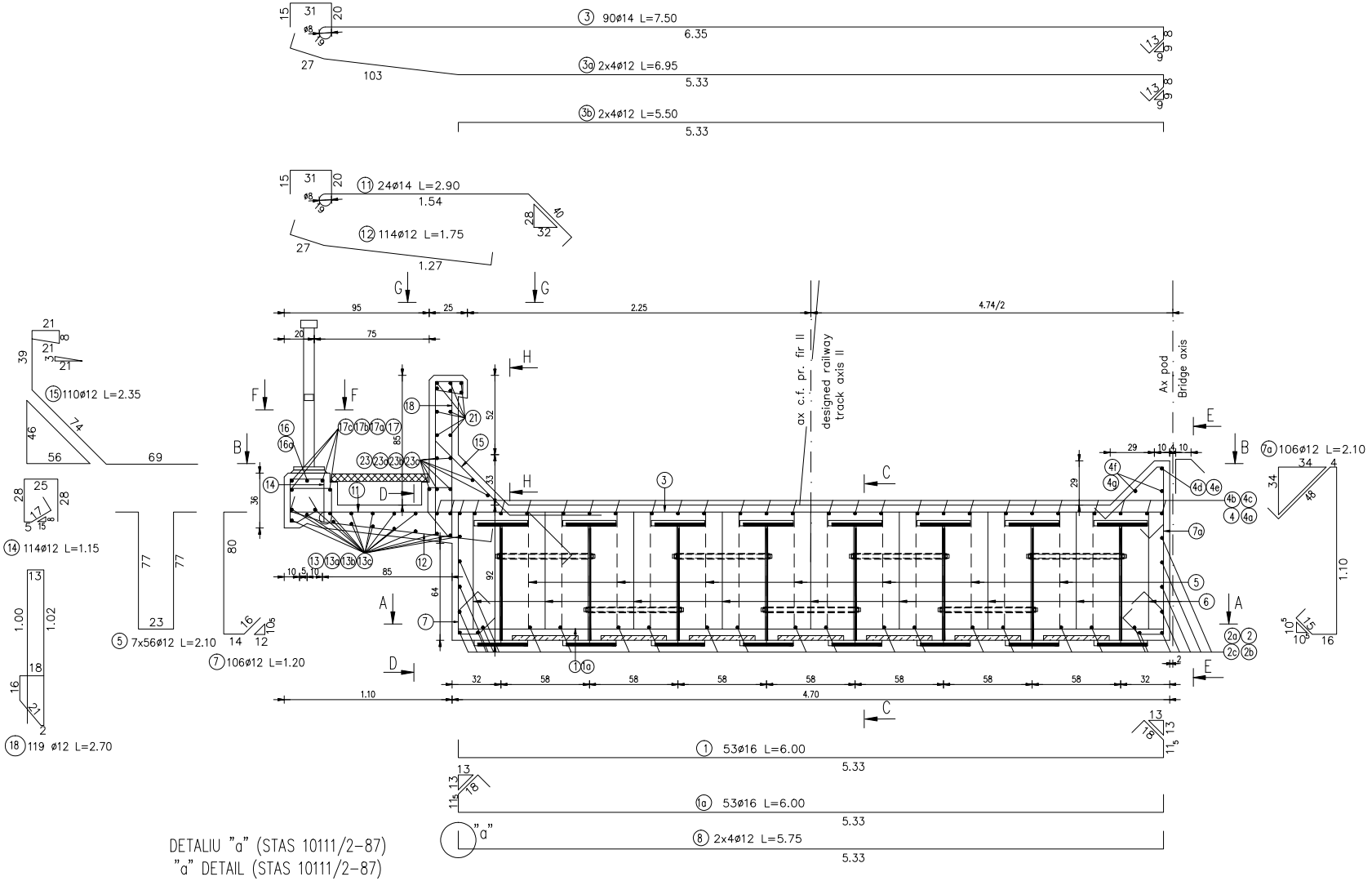

③ 90ø14 L=7.50
6.35
③a 2x4ø12 L=6.95
5.33
③b 2x4ø12 L=5.50
5.33
31
15
20
ø8
27
103
13
8
9
⑪ 24ø14 L=2.90
1.54
⑫ 114ø12 L=1.75
1.27
28
32
40
G
95
25
2.25
4.74/2
20
75
ax c.f. pr. fir II
designed railway track axis II
Ax pod
Bridge axis
⑮110ø12 L=2.35
21
39
46
56
74
69
⑭ 114ø12 L=1.15
25
28
17
⑱ 119 ø12 L=2.70
1.00
1.02
13
18
16
21
2
⑤ 7x56ø12 L=2.10
77
23
⑦106ø12 L=1.20
80
14
12
16
10₅
F
B
H
D
A
C
E
⑯
⑯a
⑰c ⑰b ⑰a ⑰
⑱
㉑
㉓ ㉓a ㉓b ㉓c
⑭
⑪
⑬ ⑬a ⑬b ⑬c
⑫
⑦
①①a
③
④f
④g
④d ④e
④b ④c
④ ④a
⑦a
⑤
⑥
②a ②
②c ②b
85
52
33
36
92
64
10 5 10
85
29
10 4 10
⑦a 106ø12 L=2.10
34
48
1.10
10₅
15
16
32
58
1.10
4.70
① 53ø16 L=6.00
5.33
①a 53ø16 L=6.00
5.33
⑧ 2x4ø12 L=5.75
5.33
11₅
13
18
"a"

DETALIU "a" (STAS 10111/2-87)
"a" DETAIL (STAS 10111/2-87)

sc. 1:10

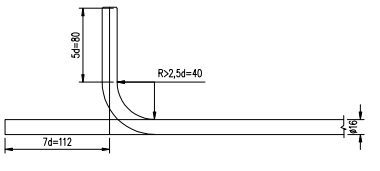

5d=80
R>2,5d=40
ø16
7d=112

Ax
Brid

SECTIUNE A–A / A–A SECTION
sc. 1:50

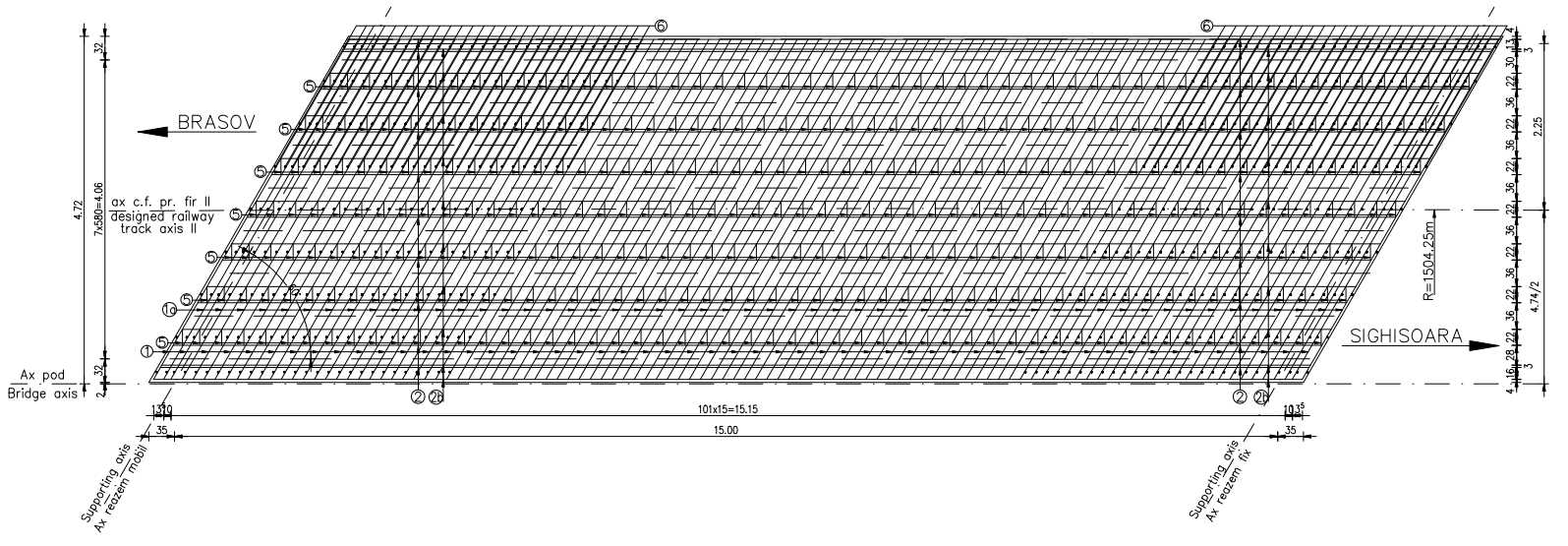
BRASOV
SIGHISOARA
ax c.f. pr. fir II
designed railway track axis II
Ax pod
Bridge axis
R=1504.25m
4.72
7x580=4.06
32
2.25
4.74/2
101x15=15.15
15.00
35
13
10
Supporting axis
Ax reazem mobil
Ax reazem fix
⑥
⑤
①
①a
②
②b
60°

SECTIUNE B–B / B–B SECTION
sc. 1:50

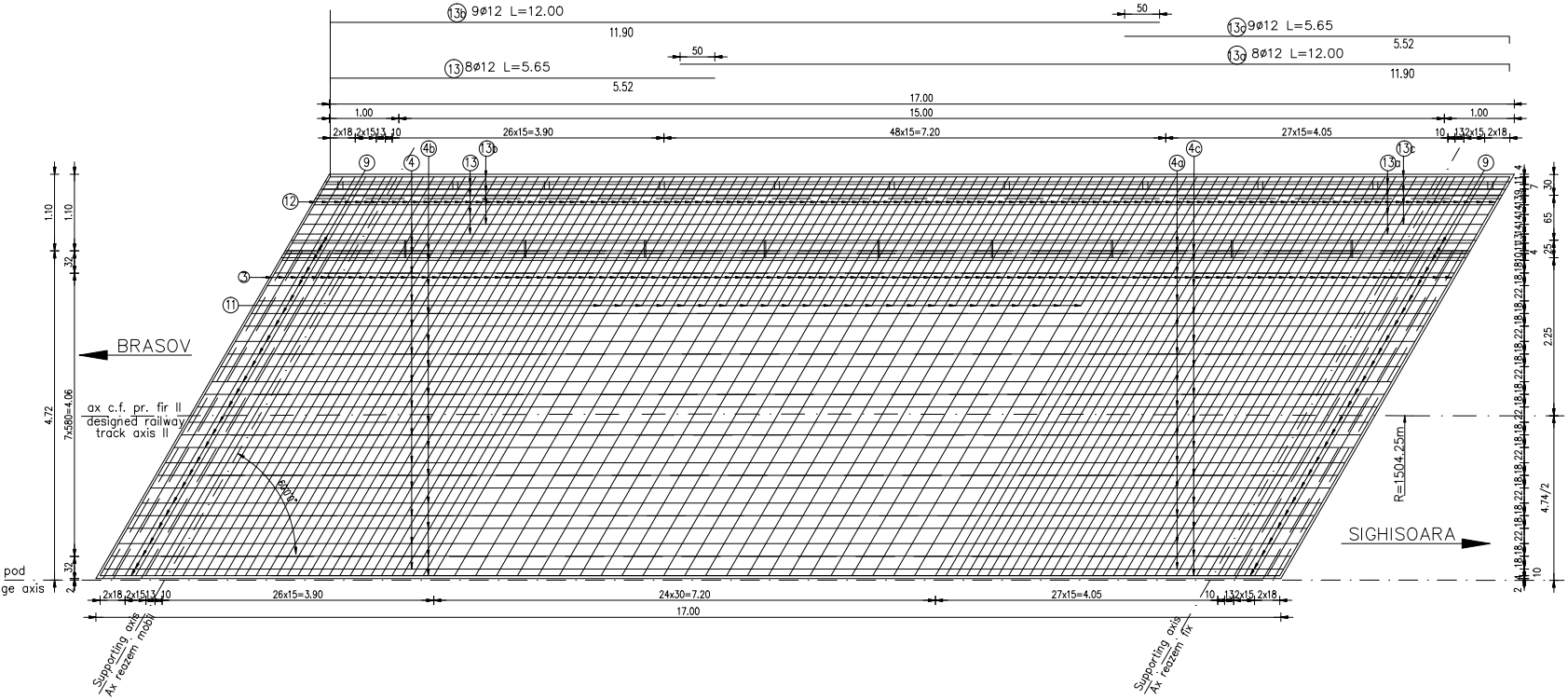
⑬b 9ø12 L=12.00
11.90
⑬c 9ø12 L=5.65
5.52
⑬ 8ø12 L=5.65
5.52
⑬a 8ø12 L=12.00
11.90
50
17.00
15.00
1.00
2x18 2x15 13 10
26x15=3.90
48x15=7.20
27x15=4.05
10 13 2x15 2x18
24x30=7.20
⑨
④
④b
④a
④c
⑬
⑬b
⑬a
⑬c
⑫
③
⑪
BRASOV
SIGHISOARA
ax c.f. pr. fir II
designed railway track axis II
Ax pod
Bridge axis
R=1504.25m
1.10
32
4.72
7x580=4.06
30
65
25
2.25
4.74/2
10
60°
Supporting axis
Ax reazem mobil
Ax reazem fix

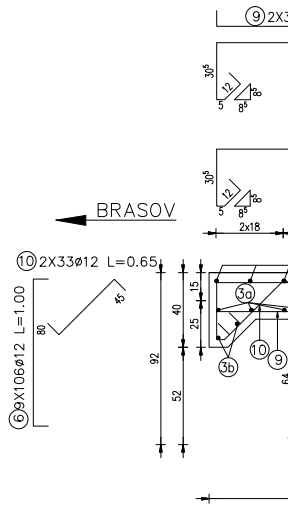
⑨ 2X3
BRASOV
⑩ 2X33ø12 L=0.65
⑥ 9X106ø12 L=1.00
80
45
2x18
40
15
25
92
52
③a
③b
⑩
⑨

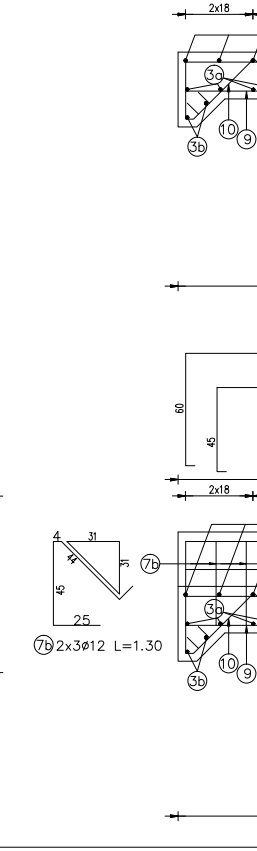
2x18
③a
③b
⑩
⑨
60
45
⑦b 2x3ø12 L=1.30
4
31
44
45
25
⑦b

VEDERE C–C / VIEW C–C
sc. 1:20

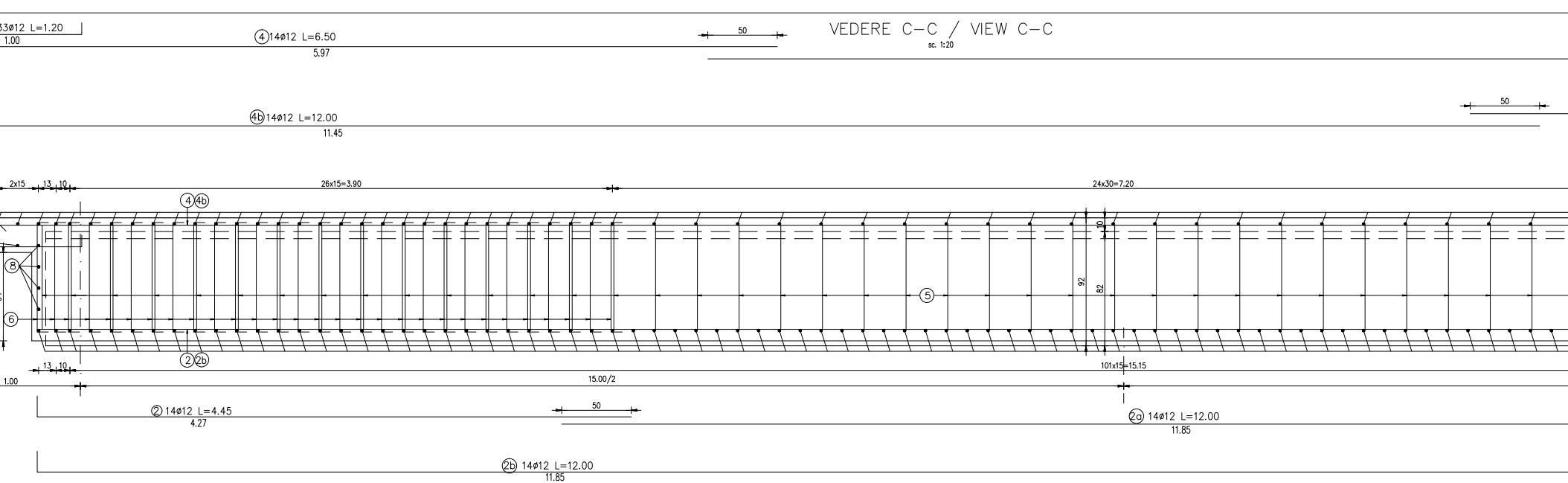

33ø12 L=1.20
1.00
④14ø12 L=6.50
5.97
50
④b14ø12 L=12.00
11.45
50
2x15
13 10
26x15=3.90
24x30=7.20
④④b
⑧
⑥
⑤
10
92
82
②②b
13 10
101x15=15.15
1.00
15.00/2
② 14ø12 L=4.45
4.27
50
②a 14ø12 L=12.00
11.85
②b 14ø12 L=12.00
11.85

VEDERE D–D / VIEW D–D
sc. 1:20

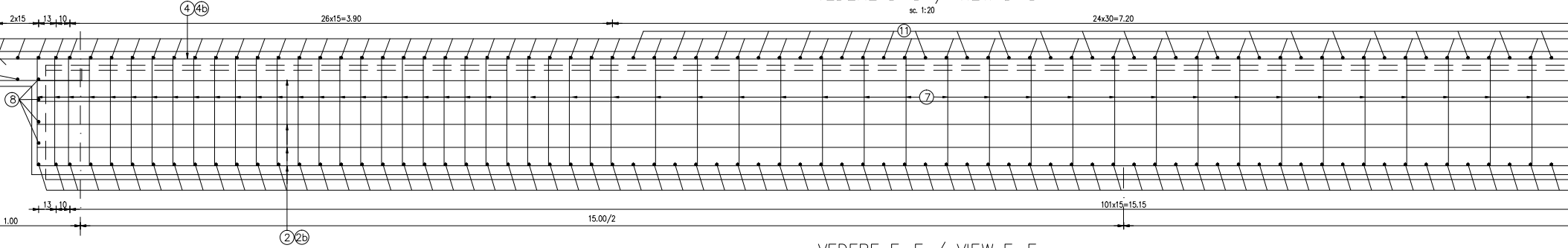

④④b
2x15
13 10
26x15=3.90
24x30=7.20
⑪
⑧
⑦
13 10
101x15=15.15
1.00
15.00/2
②②b

VEDERE E–E / VIEW E–E
sc. 1:20

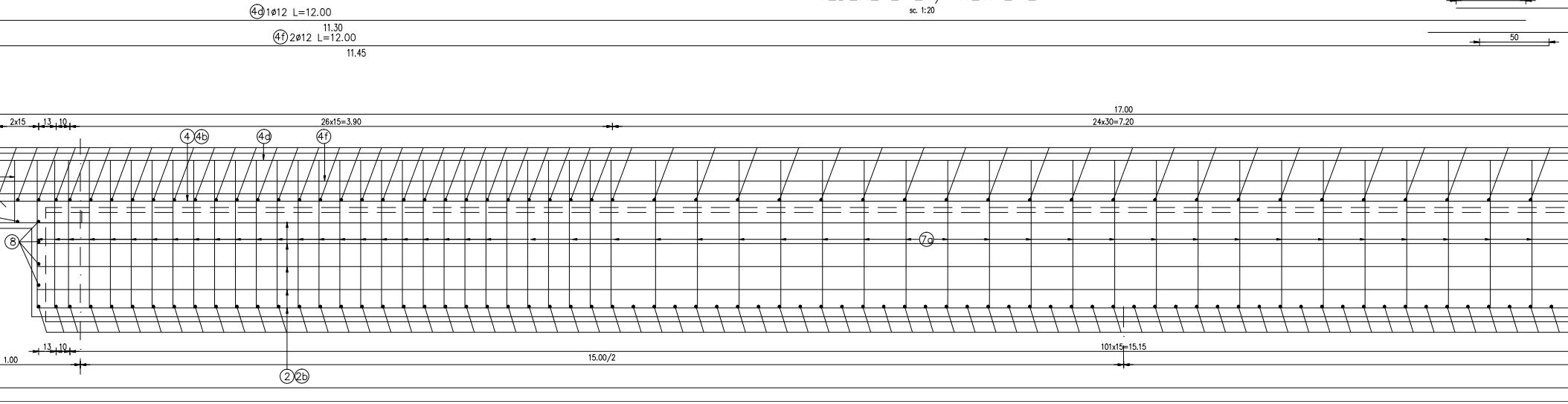

④d1ø12 L=12.00
11.30
④f2ø12 L=12.00
11.45
50
50
17.00
2x15
13 10
26x15=3.90
24x30=7.20
④④b
④d
④f
⑧
⑦a
13 10
101x15=15.15
1.00
15.00/2
②②b

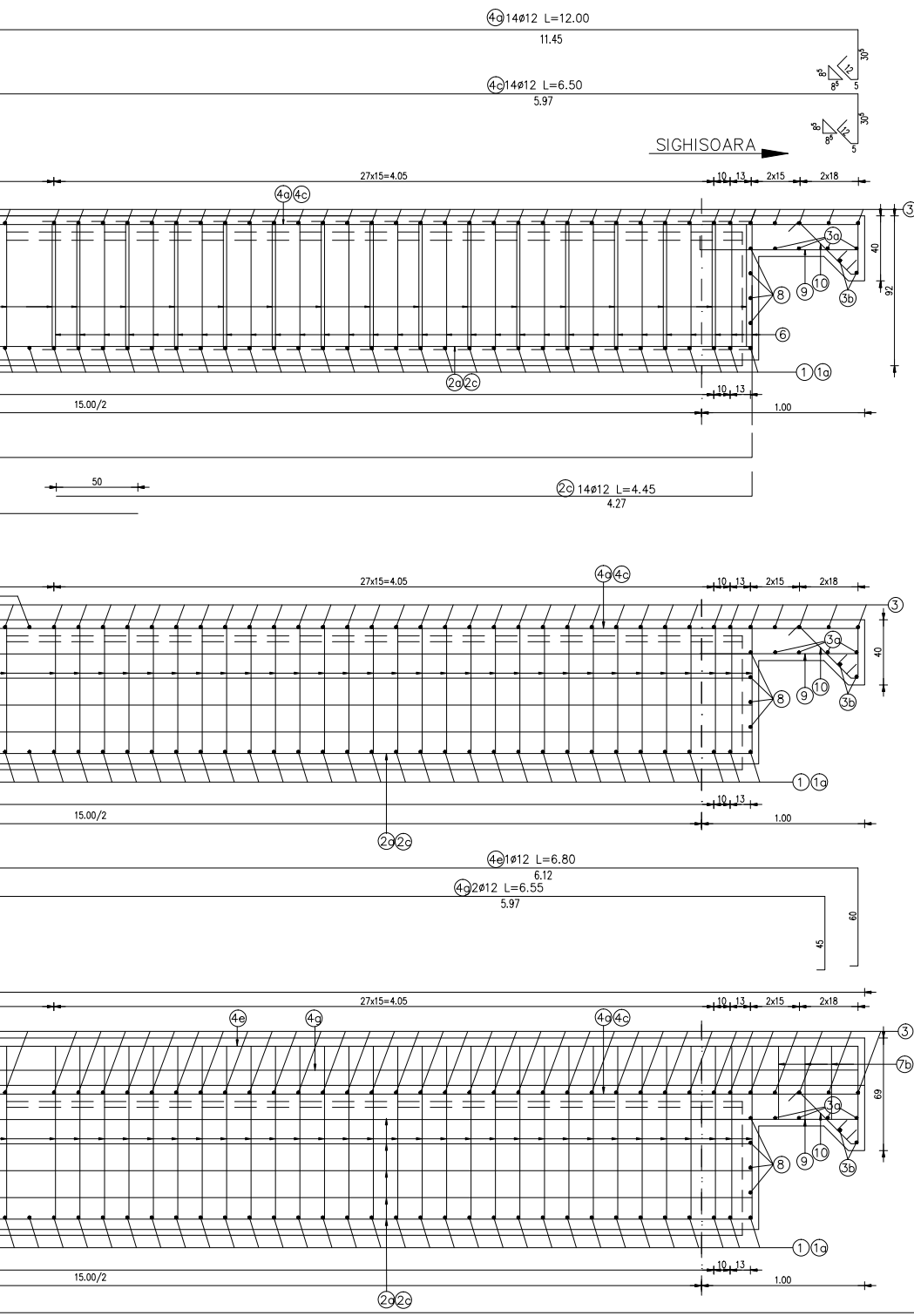

4a 14ø12 L=12.00
11.45
4c 14ø12 L=6.50
5.97
SIGHISOARA
27x15=4.05
10 13 2x15 2x18
4a 4c
3
3a
3b
8
9
10
6
1 1a
2a 2c
40
92
15.00/2
1.00
50
2c 14ø12 L=4.45
4.27
4e 1ø12 L=6.80
6.12
4g 2ø12 L=6.55
5.97
60
45
4e
4g
7b
69

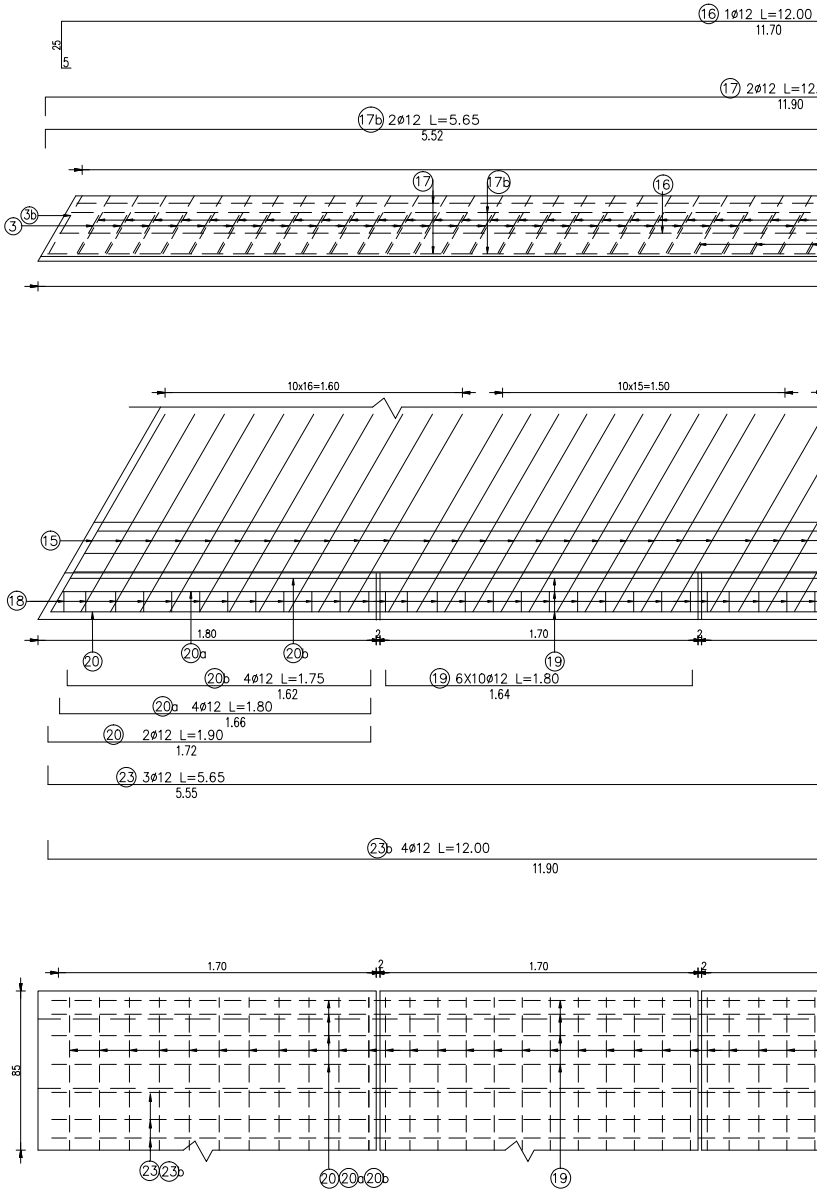

16 1ø12 L=12.00
11.70
17 2ø12 L=12
11.90
17b 2ø12 L=5.65
5.52
25
5
17
17b
16
3
3b
10x16=1.60
10x15=1.50
15
18
1.80
1.70
2
20
20a
20b
19
20b 4ø12 L=1.75
1.62
20a 4ø12 L=1.80
1.66
20 2ø12 L=1.90
1.72
19 6X10ø12 L=1.80
1.64
23 3ø12 L=5.65
5.55
23b 4ø12 L=12.00
11.90
1.70
2
1.70
2
85
23 23b
20 20a 20b
19

VEDERE F–F / VIEW F–F
sc. 1:20

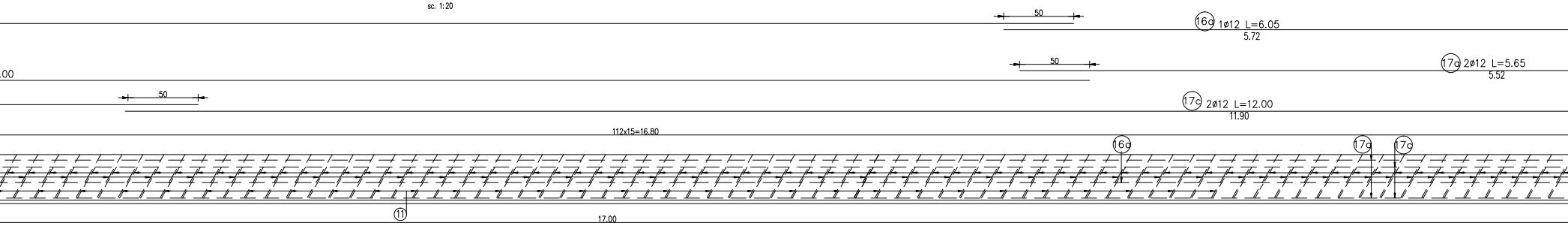

50
16a 1ø12 L=6.05
5.72
50
17a 2ø12 L=5.65
5.52
.00
50
17c 2ø12 L=12.00
11.90
112x15=16.80
16a
17a
17c
11
17.00

VEDERE G–G / VIEW G–G
sc. 1:20

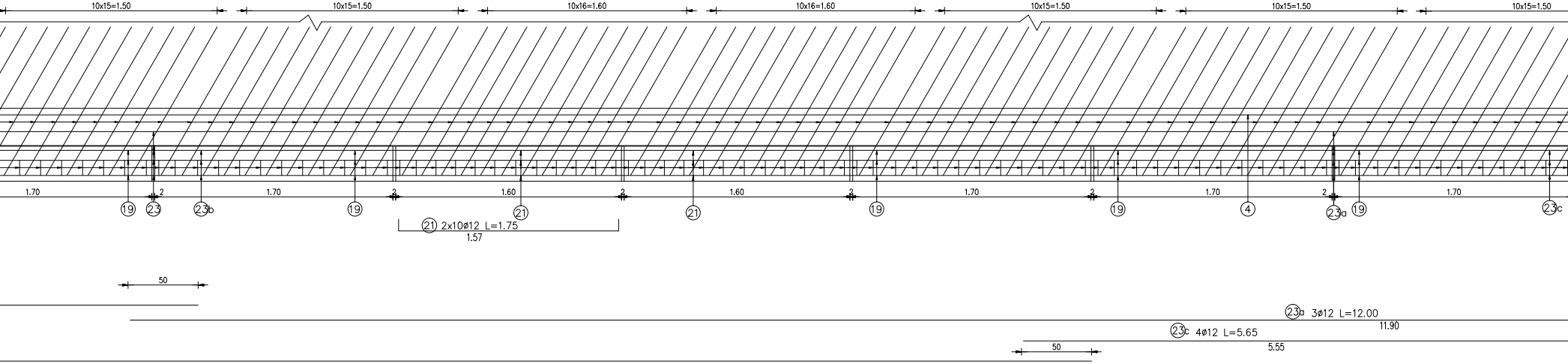

10x15=1.50
10x15=1.50
10x16=1.60
10x16=1.60
10x15=1.50
10x15=1.50
10x15=1.50
1.70
2
1.70
2
1.60
2
1.60
2
1.70
2
1.70
2
1.70
19
23
23b
19
21
21
19
19
4
23a
19
23c
21 2x10ø12 L=1.75
1.57
50
23a 3ø12 L=12.00
11.90
23c 4ø12 L=5.65
5.55
50

VEDERE H–H/VIEW H–H
sc. 1:20

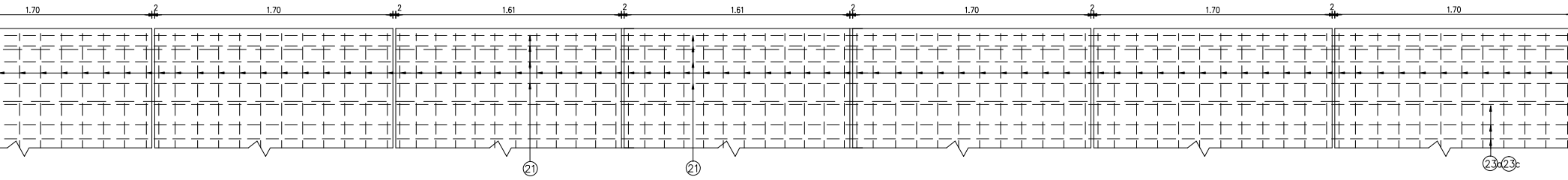

1.70
2
1.70
2
1.61
2
1.61
2
1.70
2
1.70
2
1.70
21
21
23a
23c

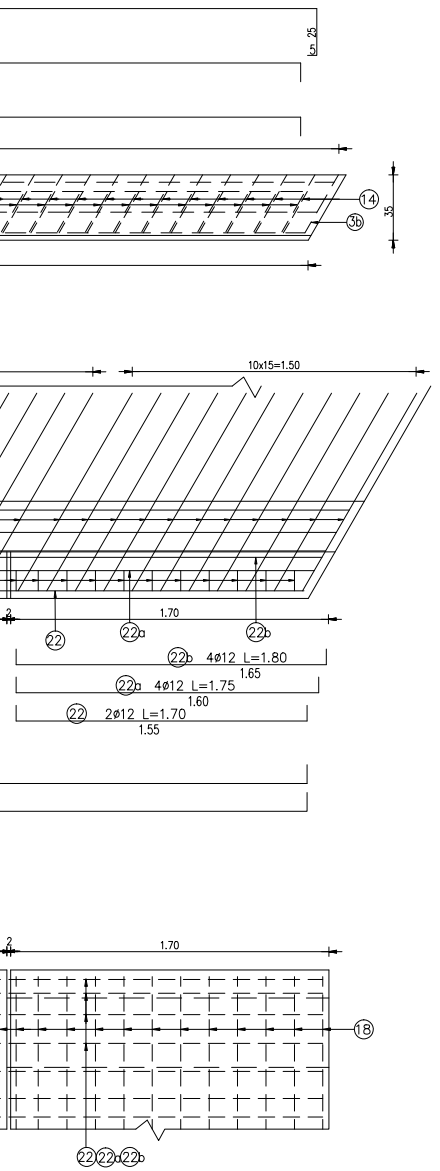
25
5
14
3b
35
10x15=1.50
22
22a
22b
1.70
2
22b 4Ø12 L=1.80
1.65
22a 4Ø12 L=1.75
1.60
22 2Ø12 L=1.70
1.55
2
1.70
18
22
22a
22b

EXTRAS DE ARMATURA
TABLE FOR REINFORCEMENTS

M	Ø	B	L(m)	PC52		
				Ø12	Ø14	Ø16
1	16	53	6.00			318.00
1a	16	53	6.00			318.00
2	12	14	4.45	62.30		
2a	12	14	12.00	168.00		
2b	12	14	4.45	62.30		
2c	12	14	12.00	168.00		
3	14	90	7.50		675.00	
3a	12	8	6.95	55.60		
3b	12	4	5.50	22.00		
4	12	14	6.50	91.00		
4a	12	14	12.00	168.00		
4b	12	14	12.00	168.00		
4c	12	14	6.50	91.00		
4d	12	1	12.00	12.00		
4e	12	1	6.80	6.80		
4f	12	2	12.00	12.00		
4g	12	2	6.55	13.10		
5	12	392	2.10	823.20		
6	12	952	1.00	952.00		
7	12	106	1.20	127.20		
7a	12	106	2.10	222.60		
8	12	8	4.95	39.60		
9	12	66	1.20	79.20		
10	12	66	0.65	42.90		
11	14	24	2.90		69.60	
12	12	114	1.75	199.50		
13	12	8	5.65	45.20		
13a	12	8	12.00	96.00		
13b	12	9	12.00	108.00		
13c	12	9	5.65	50.85		
14	12	114	1.15	131.10		
15	12	110	2.35	258.50		
16	12	1	12.00	12.00		
16a	12	1	6.05	6.05		
17	12	2	12.00	24.00		
17a	12	2	5.65	11.30		
17b	12	2	5.65	11.30		
17c	12	2	12.00	24.00		
18	12	119	2.70	321.30		
19	12	60	1.80	108.00		
20	12	2	1.90	3.80		
20a	12	4	1.80	7.20		
20b	12	4	1.75	7.00		
21	12	20	1.75	35.00		
22	12	2	1.70	3.40		
22a	12	4	1.75	7.00		
22b	12	4	1.80	7.20		
23	12	3	5.65	16.95		
23a	12	3	12.00	36.00		
23b	12	4	12.00	48.00		
23c	12	4	5.65	22.60		
LUNGIMI/Ø				4876.50	744.60	556.50
GREUTATI/ML (kg)				0.888	1.208	1.578
GREUTATI/Ø				4330.35	899.47	103.60
GREUTATI PE TIP DE OTEL (kg)				6235kg		
PIERDERI 5% (kg)				312kg		
GREUTATI TOTALE (kg)				6545kg		

Beton: Concrete:	– C30/37 suprastructura/superstructure
Armatura: Reinforcement:	– S355; S345.
Strat de acoperire: Concrete cover	– min.4cm expunere in aer/4cm air exposed

NOTA/NOTE

Pentru mentinerea pozitiei corecte in timpul betonarii, se vor monta distantieri minim 4buc./m^2.
Distantierii trebuie legati cu sarma de carcasa de armatura.

In order to maintain the correct position during concreting, minimum 4pcs./m^2 distance pieces shall be mounted.
The distance pieces shall be connected to the reinforcing framework, using wire.

NOTA

1. Prezentul plan a fost intocmit pe baza:
   - Dispozitiei generale.
   - Plan cofraj suprastructura
2. La executie se vor respecta cu strictete prevederile din:
   –"Normativ pentru producerea betonului si executarea lucrarilor din beton, beton armat si beton precomprimat–Partea 1:Producerea betonului", indicativ NE 012/1–2007;
   –"Normativ pentru producerea betonului si executarea lucrarilor din beton, beton armat si beton precomprimat. Partea 2:Executarea lucrarilor din beton ", indicativ NE 012–2010;
   –"Normativul pentru verificarea calitatii si receptia lucrarilor de constructii", indicativ C56–85;
   –Caietul de Sarcini.

NOTE

1. This Plan was drawn up based on the following data:
   - General Disposition.
   - Supersructure shuttering.
2. Durring execution the provisions in the following norms shall be respected:
   –"Norm for concrete production and works execution, reinforced concrete and pre–stressed concrete–Part 1:Concrete production", NE 012/1–2007;
   –"Norm for concrete production and works execution, reinforced concrete and pre–stressed concrete.Part 2 : The execution for concrete works." NE 012/2–2010;
   –"Practice code for acceptance of the construction works", C 56–85.
   –Specifications book.

Se interzice copierea, difuzarea, imprumutarea sau utilizarea in alte scopuri, fara permisiunea AREX Lider Company ca proprietar al desenului.
This drawing is forbidden to be copied, lent or used in other purposes than those previously approved by AREX Lider Company as its owner.

D					
C					
B					
A					
Indice Index	Data Date	Modificare Modification/Revision	Proiectant Designer	Aprobat Consultant Approved Consultant	Aprobat CFR Approved CFR

GUVERNUL ROMANIEI
ROMANIAN GOVERNMENT

PROIECT FINANȚAT DE UNIUNEA EUROPEANĂ
EUROPEAN UNION FINANCED PROJECT

CLIENT / CLIENT

C.N.C.F. "C.F.R." - S.A.

ITALFERR
GRUPPO FERROVIE DELLO STATO
Joint Venture leader

Scott Wilson

OBERMEYER
PLANEN + BERATEN GmbH

TECNIC
Consulting Engineers

CONSULTANT / CONSULTANT			Data Date	Semnătură Signature
Aprobat Approved	Şef proiect Project manager	R. Liuzza	02.2012	
Aprobat Approved	Coordonator Secțiune 1 Section 1 Coordinator	C. Gambelli	02.2012	
Verificat Checked	Expert Cheie Checking Expert	V. Kallidromitis	02.2012	VK

SUBCONTRACTANT / SUBCONTRACTOR

AREX Lider COMPANY

Aprobat Approved	Responsabil Subconsultant Subconsultant Responsible	A.Stanciu - Dinulescu	02.2012	
Întocmit Elaborated	Proiectant Designer	Cristina Vasiliu	02.2012	

Reabilitarea liniei de cale ferata Brașov - Simeria, parte componentă a coridorului IV Pan European, pentru circulația trenurilor cu viteza maximă de 160 km/h,
Tronsonul : Brașov - Sighișoara
Rehabilitation of the railway line Brașov - Simeria, component Part of the IV Pan-European Corridor, for the trains circulation with maximum speed of 160 km/h,
Section : Brașov - Sighișoara

Proiect/Project
2004/RO/16/P/PA/003

Faza / Phase:
P.Th. / T.D.
D.E. / E.D.

Denumire desen / Drawing Title : Interval Archita – Vanatori
POD / BRIDGE Km 270+941.472 L=15.00m
PLAN ARMARE SUPRASTRUCTURA LINIA II /
/ SUPERSTRUCTURE REINFORCEMENT PLAN, TRACK II

Codificare / Codification System	Scara / Scale 1:20	LOT / LOT	Nr. / No 01 / 01

E A 5 1 | 0 1 | E | 1 6 | B C | P V | 0 4 | 4 | 3 | 0 1 5 | 0

420x3070