SECTIUNE TRANSVERSALA TABLIER POD
BRIDGE DECK CROSS SECTION

sc. 1:20

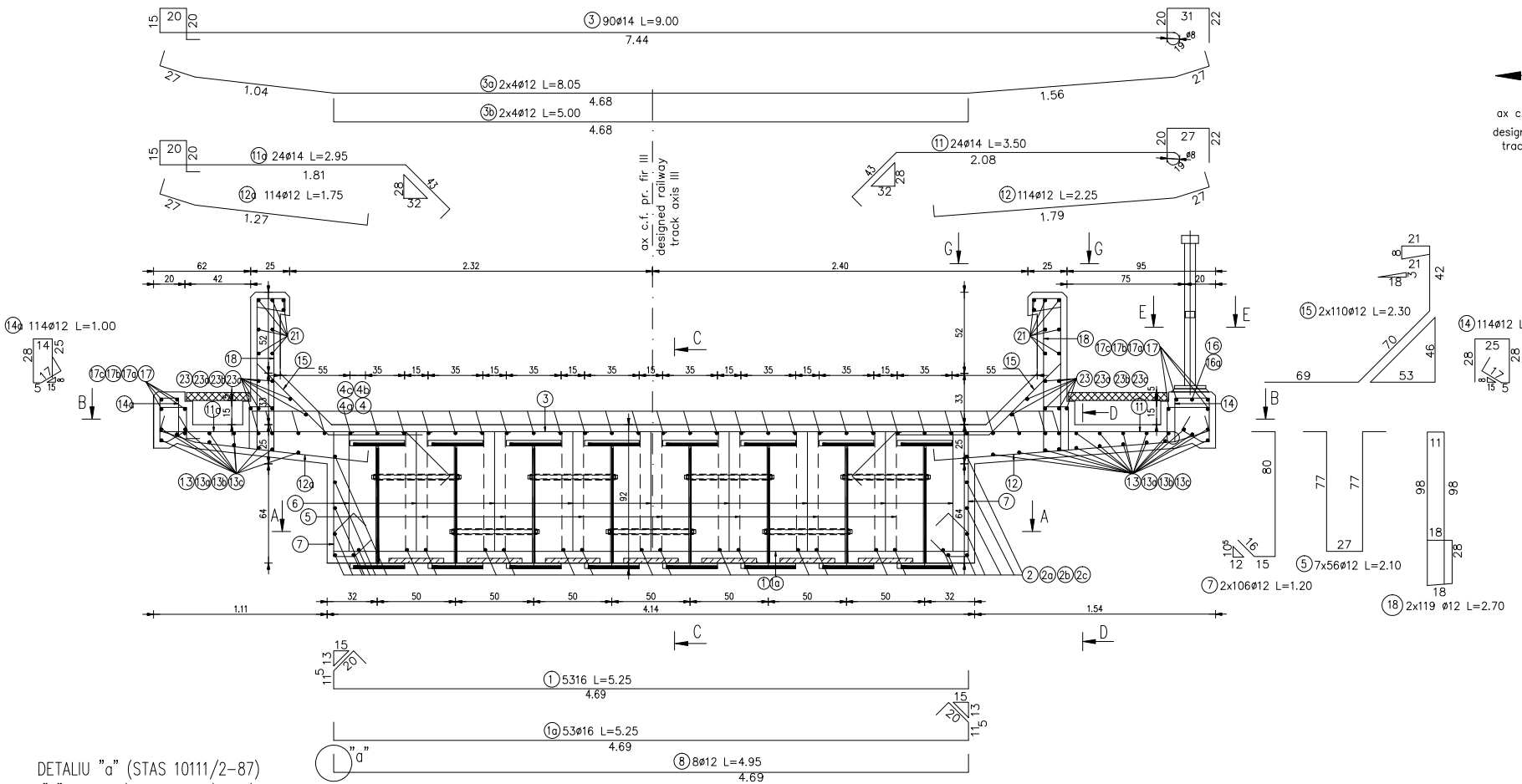
③ 90ø14 L=9.00
7.44
③a 2x4ø12 L=8.05
4.68
③b 2x4ø12 L=5.00
4.68
1.04
1.56
⑪a 24ø14 L=2.95
1.81
⑫a 114ø12 L=1.75
1.27
⑪ 24ø14 L=3.50
2.08
⑫ 114ø12 L=2.25
1.79
ax c.f. pr. fir III
designed railway track axis III
62
25
2.32
2.40
25
95
20
42
75
20
G
E
C
B
A
D
⑭a 114ø12 L=1.00
⑮ 2x110ø12 L=2.30
⑭ 114ø12 L
⑤ 7x56ø12 L=2.10
⑦ 2x106ø12 L=1.20
⑱ 2x119 ø12 L=2.70
⑬ ⑬a ⑬b ⑬c
⑰c ⑰b ⑰a ⑰
㉓ ㉓a ㉓b ㉓c
⑯ ⑯a
㉑
④a ④ ④c ④b
② ②a ②b ②c
① ①a
1.11
4.14
1.54
① 53ø16 L=5.25
4.69
①a 53ø16 L=5.25
4.69
⑧ 8ø12 L=4.95
4.69
"a"

DETALIU "a" (STAS 10111/2-87)
"a" DETAIL (STAS 10111/2-87)

sc. 1:10

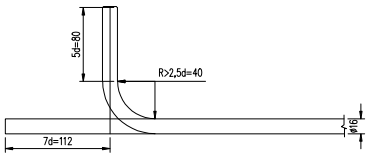
5d=80
R>2,5d=40
7d=112
ø16

VEDERE E-E / VIEW E-E

sc. 1:20

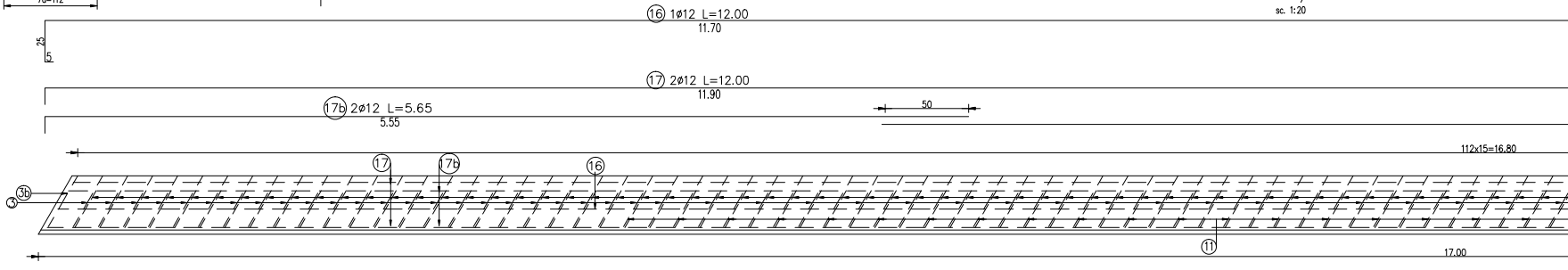
⑯ 1ø12 L=12.00
11.70
⑰ 2ø12 L=12.00
11.90
⑰b 2ø12 L=5.65
5.55
50
112x15=16.80
⑰
⑰b
⑯
③ ③b
⑪
17.00

SECTIUNE A–A / A–A SECTION

sc. 1:50

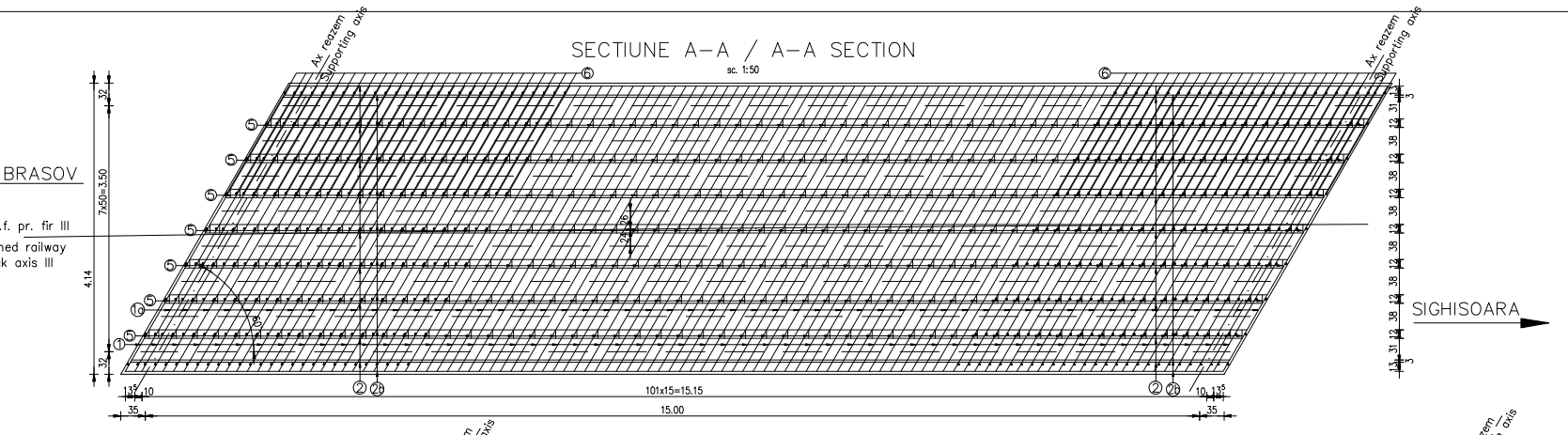
Ax reazem Supporting axis
Ax reazem Supporting axis
⑥
⑥
BRASOV
.f. pr. fir III
ned railway
k axis III
7x50=3.50
4.14
32
32
⑤
①a
①
2x26
45
② ②b
② ②b
13.5 10
101x15=15.15
10 13.5
35
15.00
35
3 31 12 38 12 38 12 38 12 38 12 38 12 38 12 31 3
SIGHISOARA

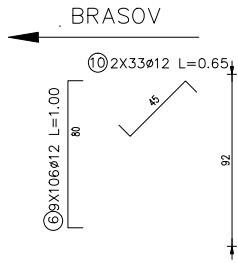
BRASOV
⑩ 2X33ø12 L=0.65
⑥ 9X106ø12 L=1.00
80
45
92

L=1.15

SECTIUNE B–B / B–B SECTION

sc. 1:50

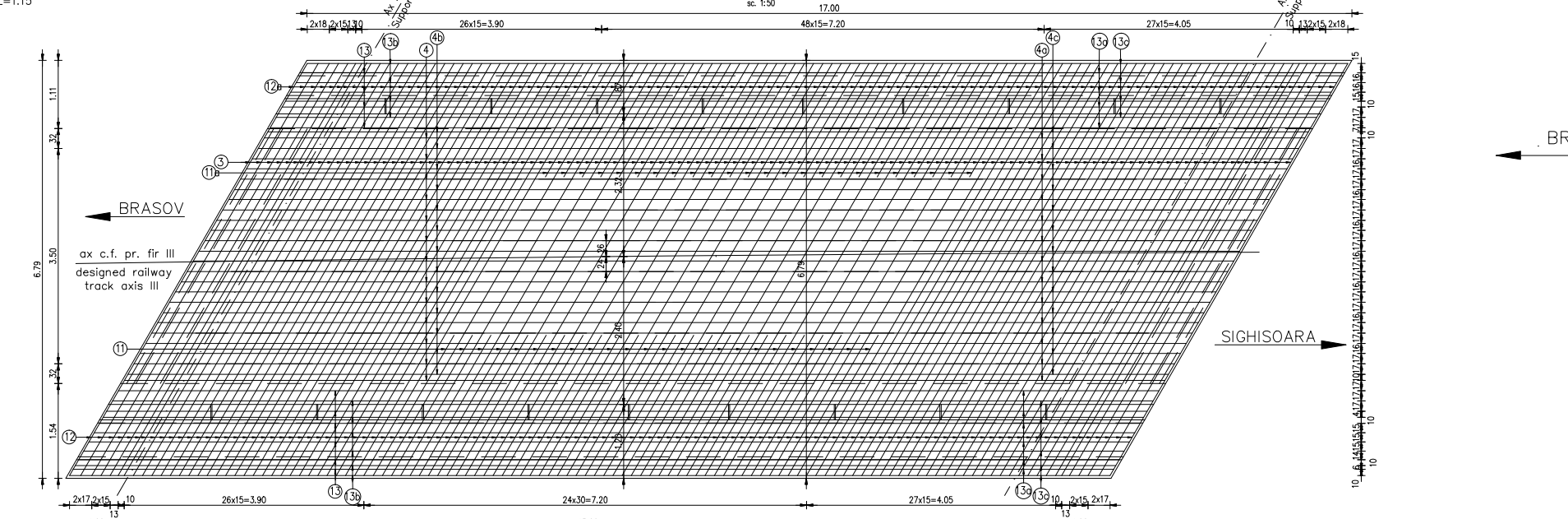
Ax reazem Supporting axis
Ax reazem Supporting axis
17.00
2x18 2x15 13 10
26x15=3.90
48x15=7.20
27x15=4.05
10 13 2x15 2x18
⑬ ⑬b ④ ④b
④c ④a ⑬a ⑬c
⑫a
③
⑪a
⑪
⑫
BRASOV
BR
ax c.f. pr. fir III
designed railway track axis III
1.11
32
3.50
32
1.54
6.79
87
2.32
2x26
2.40
6.79
1.20
SIGHISOARA
15 16 16 15 17 17 17 17 16 16 17 17 16 15 15 14 6 10
2x17 2x15 10
13
26x15=3.90
⑬ ⑬b
24x30=7.20
27x15=4.05
⑬a ⑬c
10 2x15 2x17
13
1.00
15.00
1.00

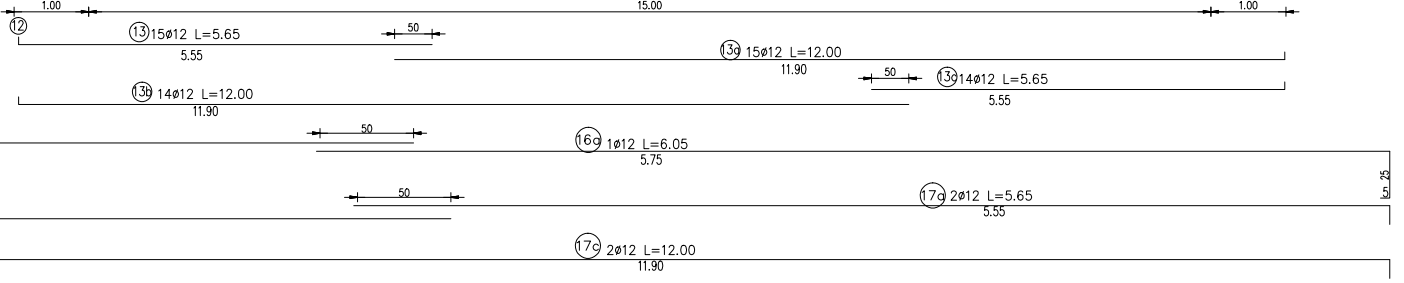
⑫
⑬ 15ø12 L=5.65
5.55
50
⑬a 15ø12 L=12.00
11.90
50
⑬c 14ø12 L=5.65
5.55
⑬b 14ø12 L=12.00
11.90
50
⑯a 1ø12 L=6.05
5.75
25
50
⑰a 2ø12 L=5.65
5.55
⑰c 2ø12 L=12.00
11.90

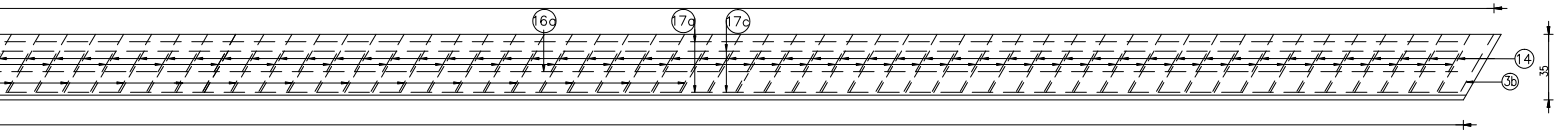
⑯a
⑰a
⑰c
⑭
③b
35

VEDERE C–C / VIEW C–C
sc. 1:20

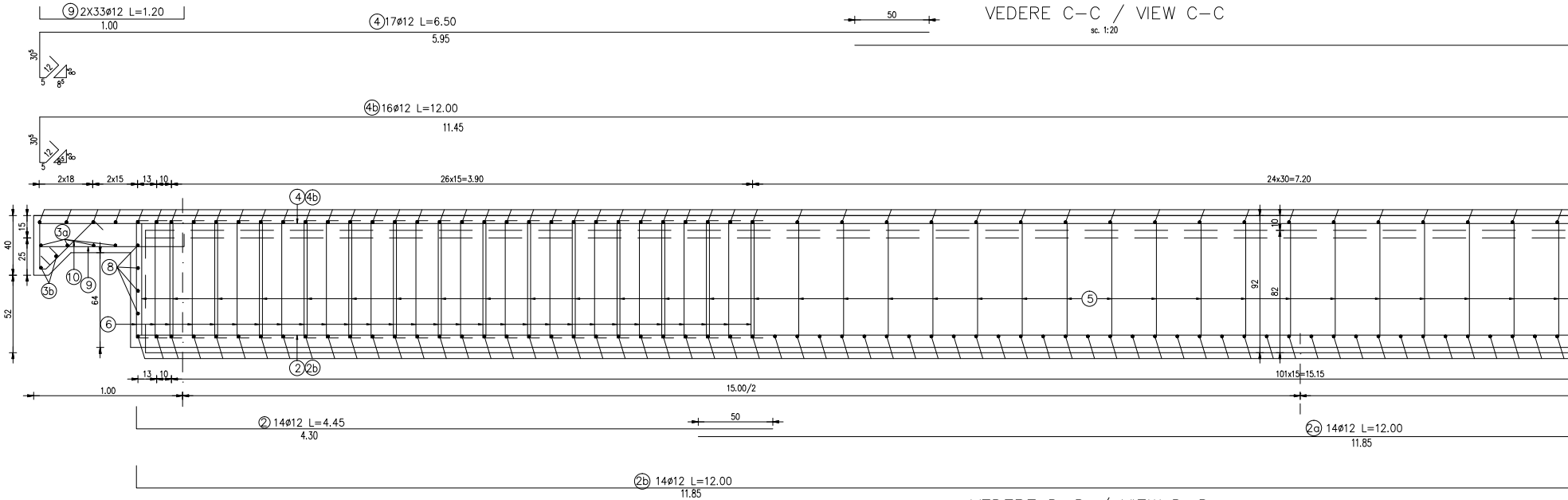
⑨ 2X33ø12 L=1.20
1.00
30⁵
12
8⁵
5
8⁵
④ 17ø12 L=6.50
5.95
50
④b 16ø12 L=12.00
11.45
2x18
2x15
13
10
26x15=3.90
24x30=7.20
④ ④b
③a
③b
⑩
⑨
⑧
⑥
⑤
40
15
25
52
64
92
82
10
② ②b
101x15=15.15
1.00
15.00/2
② 14ø12 L=4.45
4.30
②a 14ø12 L=12.00
11.85
②b 14ø12 L=12.00
11.85

RASOV

VEDERE D–D / VIEW D–D
sc. 1:20

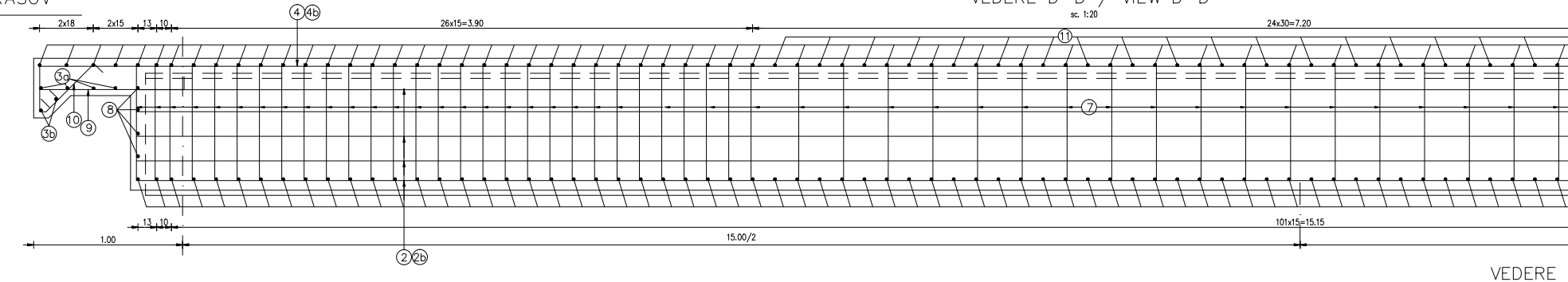
2x18
2x15
13
10
26x15=3.90
24x30=7.20
④ ④b
⑪
③a
③b
⑩
⑨
⑧
⑦
101x15=15.15
1.00
15.00/2
② ②b

VEDERE

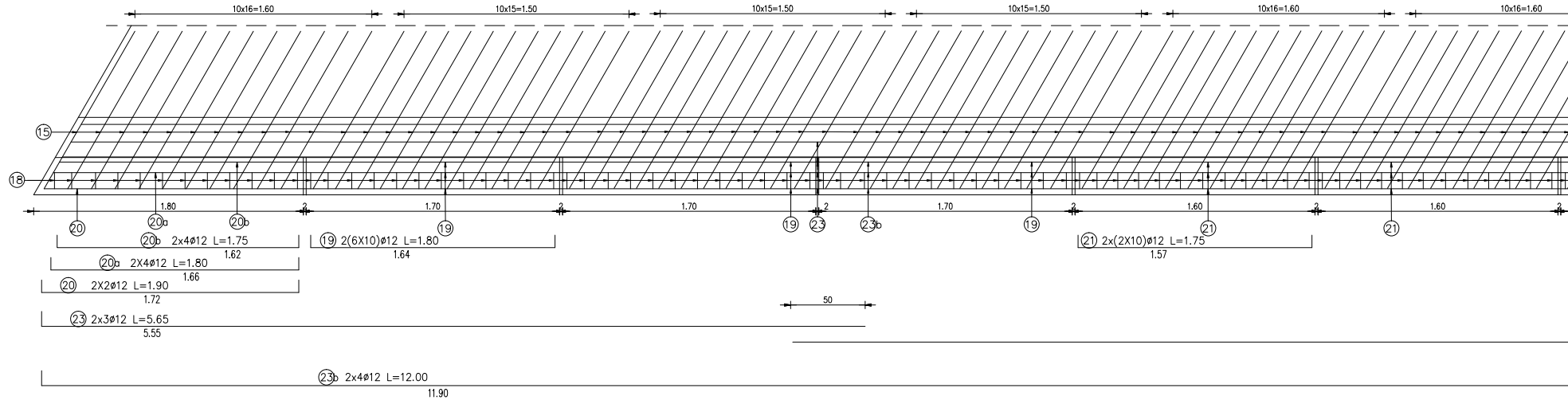
10x16=1.60
10x15=1.50
10x15=1.50
10x15=1.50
10x16=1.60
10x16=1.60
⑮
⑱
1.80
2
1.70
2
1.70
2
1.70
2
1.60
2
1.60
2
⑳
⑳a
⑳b
⑲
⑲
㉓
㉓b
⑲
㉑
㉑
⑳b 2x4ø12 L=1.75
1.62
⑳a 2X4ø12 L=1.80
1.66
⑳ 2X2ø12 L=1.90
1.72
⑲ 2(6X10)ø12 L=1.80
1.64
㉑ 2x(2X10)ø12 L=1.75
1.57
50
㉓ 2x3ø12 L=5.65
5.55
㉓b 2x4ø12 L=12.00
11.90

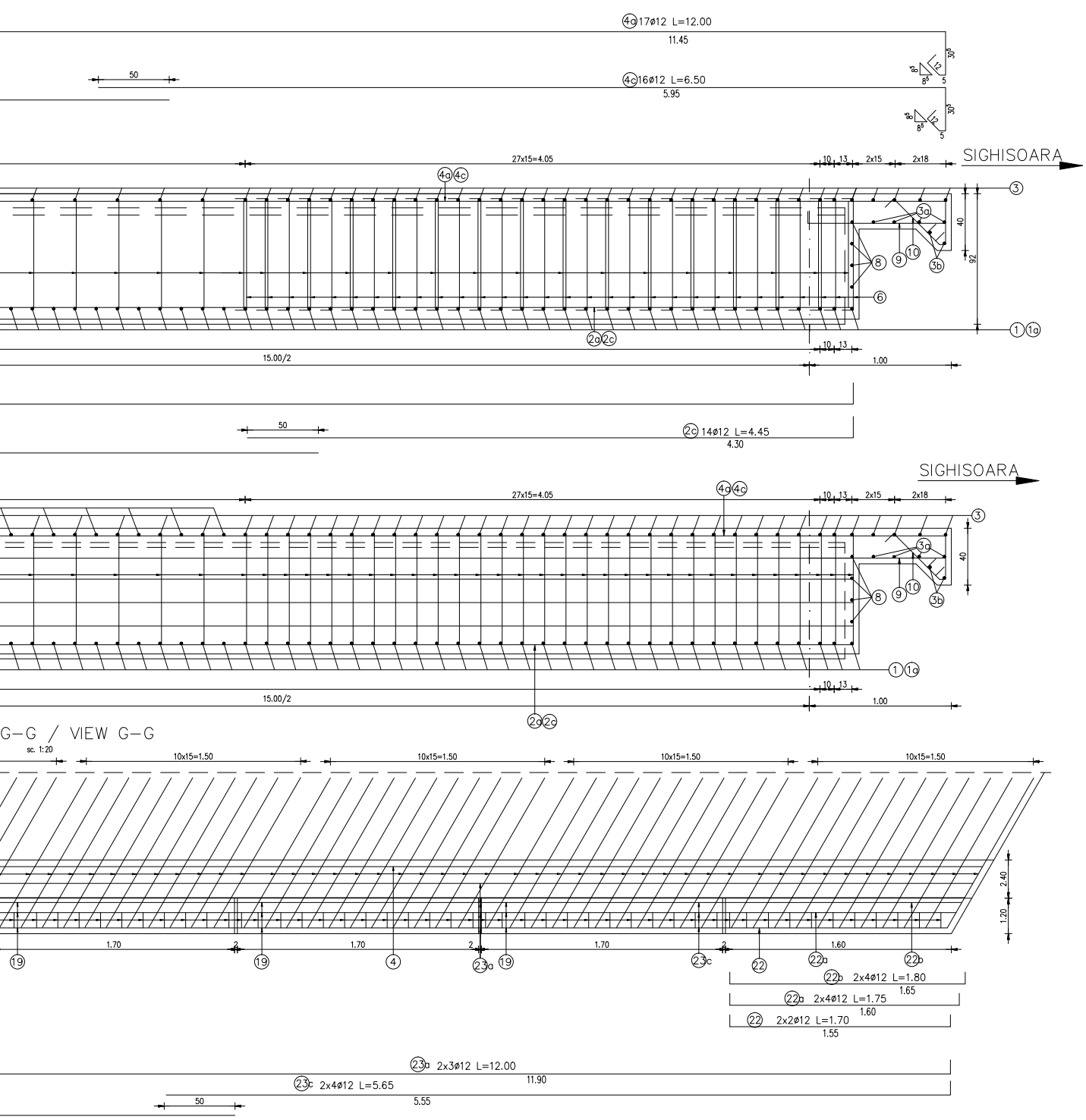
4a 17ø12 L=12.00
11.45
50
4c 16ø12 L=6.50
5.95
27x15=4.05
10 13 2x15 2x18
SIGHISOARA
4a 4c
3
3a
40
92
8
9 10
3b
6
2a 2c
1 1a
15.00/2
1.00
2c 14ø12 L=4.45
4.30
G–G / VIEW G–G
sc. 1:20
10x15=1.50
2.40
1.20
1.70
1.60
19
4
23a
23c
22
22a
22b
22b 2x4ø12 L=1.80
1.65
22a 2x4ø12 L=1.75
1.60
22 2x2ø12 L=1.70
1.55
23a 2x3ø12 L=12.00
11.90
23c 2x4ø12 L=5.65
5.55

EXTRAS DE ARMATURA
TABLE FOR REINFORCEMENTS

M	ø	B	L(m)	PC52		
				ø12	ø14	ø16
1	16	53	5.25			278.25
1a	16	53	5.25			278.25
2	12	14	4.45	62.30		
2a	12	14	12.00	168.00		
2b	12	14	4.45	62.30		
2c	12	14	12.00	168.00		
3	14	90	9.00		810.00	
3a	12	8	8.05	64.40		
3b	12	4	5.00	20.00		
4	12	17	6.50	110.50		
4a	12	17	12.00	204.00		
4b	12	16	12.00	192.00		
4c	12	16	6.50	104.00		
5	12	392	2.10	823.20		
6	12	952	1.00	952.00		
7	12	212	1.20	254.40		
8	12	8	4.95	39.60		
9	12	66	1.20	79.20		
10	12	66	0.65	42.90		
11	14	24	3.50		73.20	
11a	14	24	2.95		70.80	
12	12	114	2.25	256.50		
12a	12	114	1.75	199.50		
13	12	15	5.65	84.75		
13a	12	15	12.00	180.00		
13b	12	14	12.00	168.00		
13c	12	14	5.65	79.10		
14	12	114	1.15	131.10		
14a	12	114	1.00	114.00		
15	12	220	2.30	506.00		
16	12	1	12.00	12.00		
16a	12	1	6.05	6.05		
17	12	2	12.00	24.00		
17a	12	2	5.65	11.30		
17b	12	2	5.65	11.30		
17c	12	2	12.00	24.00		
18	12	238	2.70	642.60		
19	12	120	1.80	216.00		
20	12	4	1.90	7.60		
20a	12	8	1.80	14.40		
20b	12	8	1.75	14.00		
21	12	40	1.75	70.00		
22	12	4	1.70	6.80		
22a	12	8	1.75	14.00		
22b	12	8	1.80	14.40		
23	12	6	5.65	33.90		
23a	12	6	12.00	72.00		
23b	12	8	12.00	96.00		
23c	12	8	5.65	45.20		
LUNGIMI/ø				6154.20	954.00	556.50
GREUTATI/ML (kg)				0.888	1.208	1.578
GREUTATI/ø				5465	1155	880
GREUTATI PE TIP DE OTEL (kg)				7500kg		
PIERDERI 5% (kg)				375kg		
GREUTATI TOTALE (kg)				7875kg		

Beton: Concrete:	– C30/37 suprastructura/superstructure
Armatura: Reinforcement:	– S355; S345.
Strat de acoperire: Concrete cover	– min.4cm expunere in aer/4cm air exposed

NOTA/NOTE

Pentru mentinerea pozitiei corecte in timpul betonarii, se vor monta distantieri minim 4buc./m^2. Distantierii trebuie legati cu sarma de carcasa de armatura.

In order to maintain the correct position during concreting, minimum 4pcs./m^2 distance pieces shall be mounted. The distance pieces shall be connected to the reinforcing framework, using wire.

NOTA

1. Prezentul plan a fost intocmit pe baza:
    - Dispozitiei generale.
    - Plan cofraj suprastructura
2. La executie se vor respecta cu strictete prevederile din:
    -"Normativ pentru producerea betonului si executarea lucrarilor din beton, beton armat si beton precomprimat-Partea 1:Producerea betonului", indicativ NE 012/1-2007;
    -"Normativ pentru producerea betonului si executarea lucrarilor din beton, beton armat si beton precomprimat. Partea 2:Executarea lucrarilor din beton ", indicativ NE 012-2010;
    -"Normativul pentru verificarea calitatii si receptia lucrarilor de constructii", indicativ C56-85;
    -Caietul de Sarcini.

NOTE

1. This Plan was drawn up based on the following data:
    - General Disposition.
    - Supersructure shuttering.
2. Durring execution the provisions in the following norms shall be respected:
    -"Norm for concrete production and works execution, reinforced concrete and pre-stressed concrete-Part 1:Concrete production", NE 012/1-2007;
    -"Norm for concrete production and works execution, reinforced concrete and pre-stressed concrete.Part 2 : The execution for concrete works." NE 012/2-2010;
    -"Practice code for acceptance of the construction works", C 56-85.
    -Specifications book.

Se interzice copierea, difuzarea, imprumutarea sau utilizarea in alte scopuri, fara permisiunea AREX Lider Company ca proprietar al desenului.
This drawing is forbidden to be copied, lent or used in other purposes than those previously approved by AREX Lider Company as its owner.

D					
C					
B					
A					
Indice Index	Data Date	Modificare Modification/Revision	Proiectant Designer	Aprobat Consultant Approved Consultant	Aprobat CFR Approved CFR

GUVERNUL ROMANIEI
ROMANIAN GOVERNMENT

PROIECT FINANŢAT DE UNIUNEA EUROPEANĂ
EUROPEAN UNION FINANCED PROJECT

C.N.C.F. "C.F.R." - S.A.

CLIENT / CLIENT

ITALFERR
GRUPPO FERROVIE DELLO STATO
Joint Venture leader

Scott Wilson

OBERMEYER
PLANEN + BERATEN GmbH

TECNIC
Consulting Engineers

CONSULTANT / CONSULTANT

			Data Date	Semnătură Signature
Aprobat Approved	Şef proiect Project manager	R. Liuzza	02.2012	
Aprobat Approved	Coordonator Secţiune 1 Section 1 Coordinator	C. Gambelli	02.2012	
Verificat Checked	Expert Chele Checking Expert	V. Kallidromitis	02.2012	

SUBCONTRACTANT / SUBCONTRACTOR

AREX COMPANY

Aprobat Approved	Responsabil Subconsultant Subconsultant Responsible	A.Stanciu - Dinulescu	02.2012	
Întocmit Elaborated	Proiectant Designer	Cristina Vasiliu	02.2012	

Reabilitarea liniei de cale ferata Braşov - Simeria, parte componentă a coridorului IV Pan European, pentru circulaţia trenurilor cu viteza maximă de 160 km/h,
Tronsonul : Braşov - Sighişoara
Rehabilitation of the railway line Braşov - Simeria, component Part of the IV Pan-European Corridor, for the trains circulation with maximum speed of 160 km/h,
Section : Braşov - Sighişoara

Proiect/Project
2004/RO/16/P/PA/003

Faza / Phase:
P.Th. / T.D.
D.E. / E.D.

Denumire desen / Drawing Title : Interval Archita – Vanatori

POD / BRIDGE Km 270+941.472 L=15.00m
PLAN ARMARE SUPRASTRUCTURA LINIA III /
/ SUPERSTRUCTURE REINFORCEMENT PLAN, TRACK III

Codificare / Codification System	Scara / Scale 1:20	LOT / LOT	Nr. / No 01 / 01

E A 5 1 0 1 E 1 6 B C P V 0 4 4 3 0 1 6 0

420x2245