VEDERE B–B/ B–B VIEW

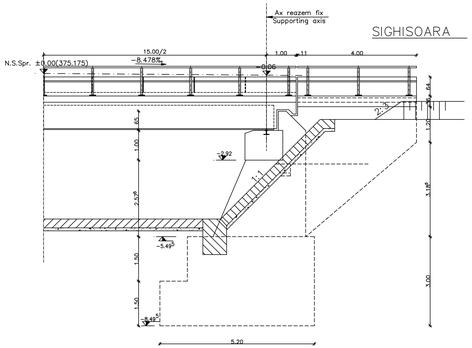

VEDERE A–A/ A–A VIEW

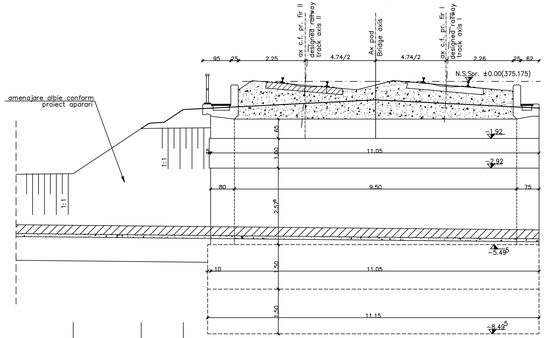

NOTA

1. Prezentul plan s-a întocmit în conformitate cu dispoziţia generală.
2. Execuţia zidăriei intoarse si a zidului de gardă se va face după secţiunea tablierului pe rezeme.
3. La executie se vor respecta cu stricteţe prevederile din "Normativ pentru producerea betonului", indicativ NE 012/1-2007 si "Normativ pentru producerea betonului si executarea lucrarilor din beton, beton armat si beton precomprimat. Partea 2- Executarea lucrarilor din beton", indicativ NE 012/2-2010, iar verificarea calitatii lucrarilor si recepţionarea lor se va face conform normativului C56-1985.
4. Constructia se încadrează în categoria B de importanta. Constructii de importanta deosebita, modelul 1 de asigurare a calitatii conform HG 766/97.
5. Podul corespunde la convoalele de calcul UIC (LM71 si SW/2).

NOTE:

1. This plan has been drawn up according to the general disposition.
2. The reverted walls and the guard wall shall be carried out after putting the desk on the supports.
3. The execution will strictly comply with the provisions of "Practice code for concrete production" NE 012/1-2007 and "Practice code for the concrete production and works execution, reinforced and pre-stressed concrete - Part 2: The execution of concrete works," NE 012/2-2010, and the quality and the reception of the works shall be made accordingly to Norm C 56-1985.
4. The construction is classified in the B category of importance. Special importance constructions, model 1 for quality ensuring according to HG 766/97.
5. Bridge conveys calculation corresponds to UIC (LM71 and SW/2).

LEGENDA BETOANELOR/CONCRETE LIST

Beton armat în cuzinetii si în banchetа cuzinettilor
Reinforced concrete in the cushions and cushions bench
C 35/45–CEM II/A–S 42,5–(XC4+XF3+XA2)–A/C=0,50–D$_{16}$–O 0,20

Beton armat în elevatia si în zidurile întoarse
Reinforced concrete in the elevation infrastructure and reverted walls
C 25/30–Cimeet II/A–S 42,5–(XC4+XF3)–A/C=0,50–D$_{32}$–O 0,20

Beton simplu în fundatii:
Plain concrete in abutments foundations:
C 25/30–Cimeet II/A–S 42,5–(XF3)–A/C=0,50–D$_{32}$–O 0,20

In cazul in care temperatura in timpul turnarii este scazuta, se vor folosi cimenturile cu rezistenta initiala mare, R si aditivi acceleratori, iar in cazul turnarii pe timp caldurus, cimenturile cu rezistenta initiala uzuala, N si aditivi intarzietori (cod NE 012/2-2010 si tabelul 2 din SR EN 197-1:2002)
When the temperature during the casting is low, cements with high initial resistance, R and accelerating additives shall be used and when it is cast during warm weather, cements with common initial resistance, N and delaying additives shall be used (according the norm NE 012/2-2010 and table 2 for the SR EN 197-1: 2002).

Se interzice copierea, difuzarea, împrumutarea sau utilizarea în alte scopuri, fara permisiunea AREX Lider Company ca proprietar al desenului.
This drawing is forbidden to be copied, lent or used in other purposes than those previously approved by AREX Lider Company as its owner.

SECTIUNE TRANSVERSALA C–C
C–C CROSS SECTION

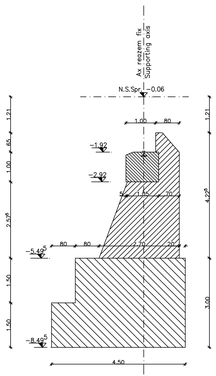

VEDERE IN PLAN/ PLAN VIEW

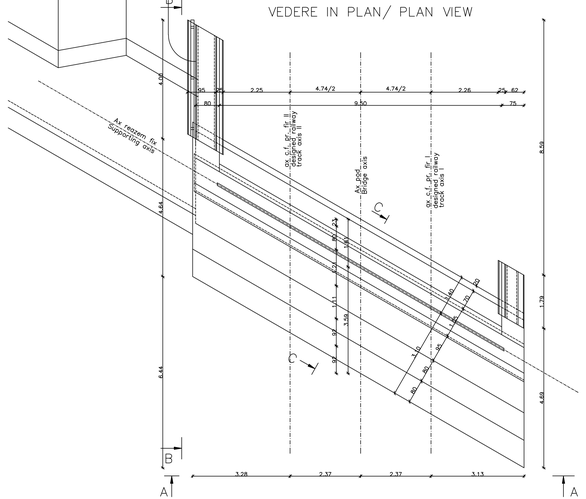

Index	Date	Modificarea / Modification	Proiectant / Designer	Aprobat Consultant / Approved Consultant	Aprobat CFR / Approved CFR
D					
C					
B					
A	12.2011	Revizia 1 / Revision 1	Andrei Costan		

GUVERNUL ROMANIEI / ROMANIAN GOVERNMENT

PROIECT FINANŢAT DE UNIUNEA EUROPEANĂ / EUROPEAN UNION FINANCED PROJECT

CLIENT / CLIENT: C.N.C.F. "C.F.R." - S.A.

Joint Venture Atelier: Strabag (Romania) SRL, Scott Wilson, OBERMEYER Planen + Beraten GmbH, TECHNIC Consulting Engineers

CONSULTANT / CONSULTANT

			Date / Data	Semnătura / Signature
Aprobat / Approved	Şef proiect / Project Manager	R. Liuzza		
Aprobat / Approved	Coordonator Secţiune 1 / Section 1 Coordinator	C. Ciambelli		
Verificat / Checked	Expert Cheie / Checking Expert	V.Fulicicromânu		

SUBCONTRACTANT / SUBCONTRACTOR: AREX LIDER COMPANY

Aprobat / Approved	Subcontractor Responsabil / Subcontractor Responsible	A. Dinulescu Stanciu	11.2011	
Întocmit / Elaborated	Proiectant / Designer	Andrei Costan	11.2011	

Reabilitarea liniei de cale ferata Braşov - Simeria, parte component a a coridorului / IV Pan European, pentru circulaţia prin transferuri cu viteza maxima de 160 km/h,
Tronsonul : Braşov - Sighişoara
Rehabilitation of the railway line Braşov - Simeria, component Part of the IV Pan-European Corridor, for the trains circulation with maximum speed of 160 km/h,
Section : Braşov - Sighişoara

Proiect/Project: 2006CR/RO/16/050

Faza / Phases: P.Th. / T.D.

Denumire desen / Drawing Title: Interval Archita - Varatori
Pod/Bridge Km 270+941.472 - D=15.00m
PLAN COFRAJ CULEEA SIGHISOARA CALE DUBLA, LINIILE 1 SI 2
ABUTMENT SIGHISOARA DOUBLE TRACK, TRACKS 1 AND 2
FORMWORK DRAWING

Coordonare / Coordination System

Scara / Scale: 1:50

LOT / LOT

No. / No. 01-701

E A 0 1 0 1 E 1 8 B B P V 0 4 4 2 0 0 0 1

1100X594