SECTIUNE TRANSVERSALA TABLIER POD
BRIDGE DECK CROSS SECTION

sc. 1:20

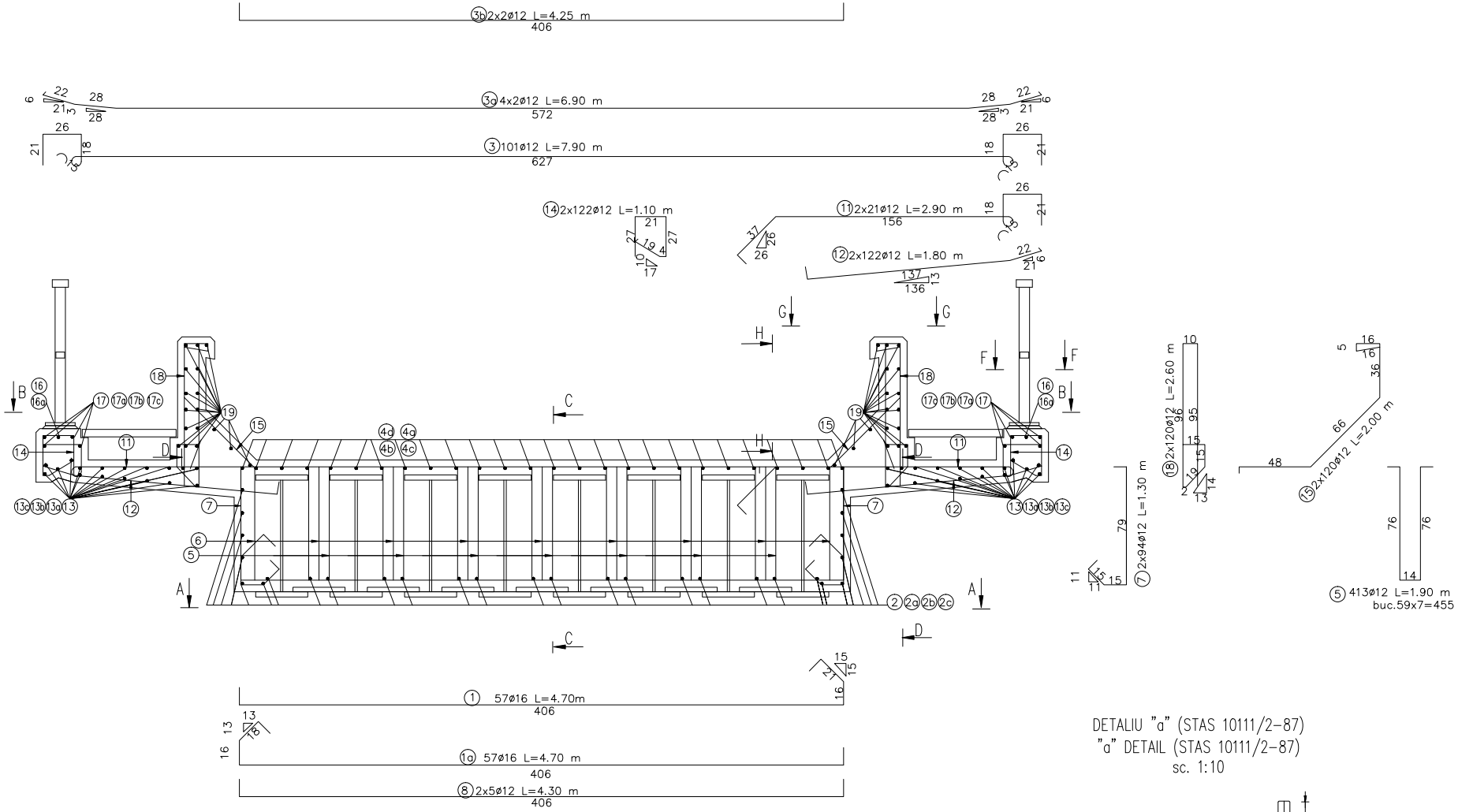
③b 2x2ø12 L=4.25 m
406
③a 4x2ø12 L=6.90 m
572
6
22
21
3
28
28
③ 101ø12 L=7.90 m
627
26
21
18
⑭ 2x122ø12 L=1.10 m
21
27
19
4
10
17
⑪ 2x21ø12 L=2.90 m
156
37
26
⑫ 2x122ø12 L=1.80 m
137
136
13
G
H
F
B
C
D
A
⑯
⑯a
⑰ ⑰a ⑰b ⑰c
⑱
⑲
⑮
④d ④a
④b ④c
⑬c ⑬b ⑬a ⑬
⑫
⑦
⑥
⑤
② ②a ②b ②c
⑱ 2x120ø12 L=2.60 m
10
96
95
15
5
19
14
13
⑦ 2x94ø12 L=1.30 m
79
11
15
⑮ 2x120ø12 L=2.00 m
48
66
36
16
⑤ 413ø12 L=1.90 m
buc.59x7=455
76
14
① 57ø16 L=4.70m
406
15
21
16
①a 57ø16 L=4.70 m
406
13
18
⑧ 2x5ø12 L=4.30 m
406

DETALIU "a" (STAS 10111/2-87)
"a" DETAIL (STAS 10111/2-87)

sc. 1:10

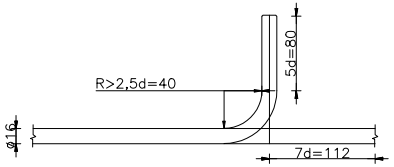
R>2,5d=40
5d=80
ø16
7d=112

Beton: Concrete:	– C30/37 suprastructura/superstructure
Tipul grinzilor: Beams type:	– grinzi metalice sudate/steel welded girders
Otel pentru grinzi: Steel for the beams:	– (OL 37-EP) $S275J_3G_3$ (EN 10025/2004)
Armatura: Reinforcement:	– S355;S345
Strat de acoperire: Concrete cover	– min. 4cm expunere in aer/air exposed

SECTIUNE B-B
B-B SECTION
sc. 1:50

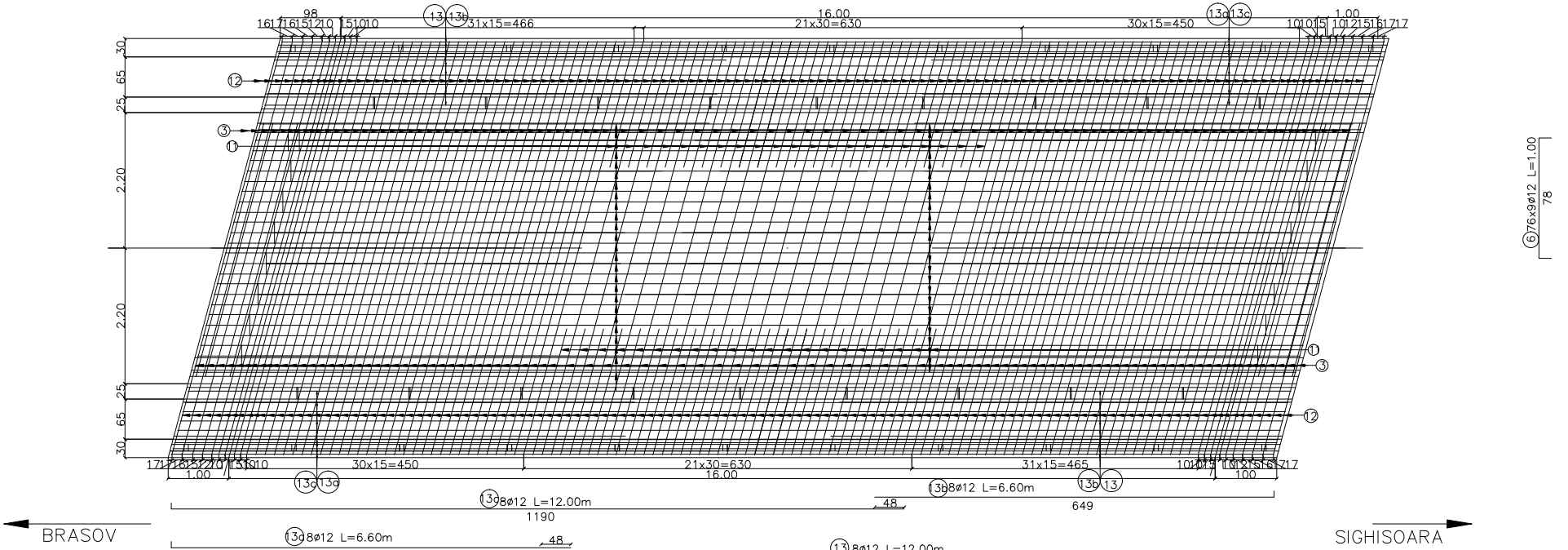
98
16171615121O 151010
13
13b
31x15=466
16.00
21x30=630
30x15=450
13a
13c
1.00
101015 1012151617 17
30
65
25
2.20
2.20
25
65
30
12
3
11
11
3
12
6 76x9ø12 L=1.00
78
17171615121O 151010
1.00
30x15=450
13c
13a
21x30=630
16.00
31x15=465
13b
13
1010 15 1012151617 17
100
13b 8ø12 L=6.60m
13a 8ø12 L=12.00m
48
1190
649
13a 8ø12 L=6.60m
48
13 8ø12 L=12.00m
BRASOV
SIGHISOARA

SECTIUNE A-A
A-A SECTION
sc. 1:50

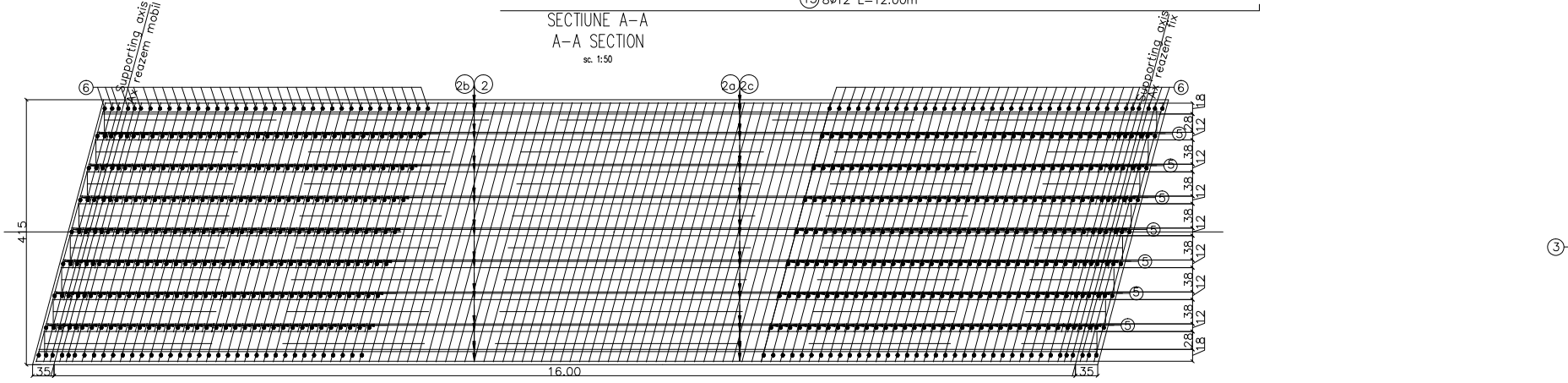
Supporting axis
reazem mobil
Supporting axis
reazem fix
6
2b
2
2a
2c
6
415
18
28
12
38
12
38
12
38
12
38
12
38
12
38
12
28
18
5
5
5
5
5
5
5
5
3
35
16.00
35

SECTIUNE C-C/C-C SECTION

sc. 1:20

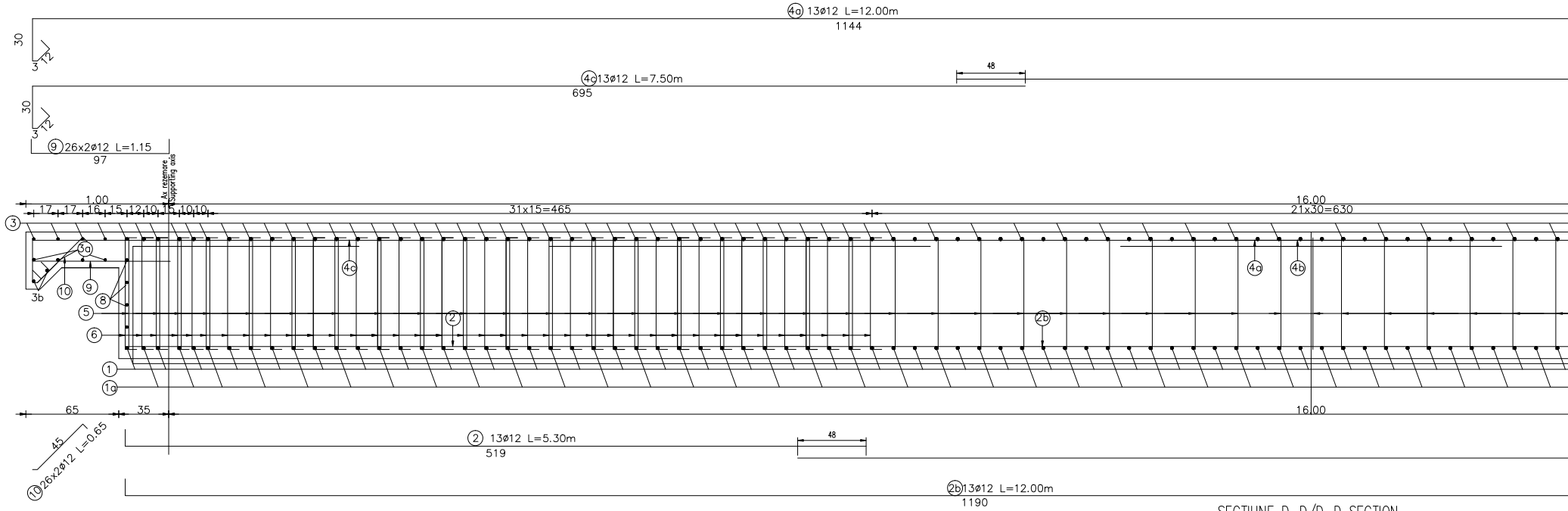

4a 13ø12 L=12.00m
1144
30
3
12
4c 13ø12 L=7.50m
695
48
9 26x2ø12 L=1.15
97
Ax rezemare
Supporting axis
1.00
17 17 16 15 12 10 5 10 10
31x15=465
16.00
21x30=630
3
3a
3b
10
9
8
5
6
4c
2
2b
4a
4b
1
1a
65
35
16.00
45
10 26x2ø12 L=0.65
2 13ø12 L=5.30m
519
48
2b 13ø12 L=12.00m
1190

SECTIUNE D-D/D-D SECTION

sc. 1:20

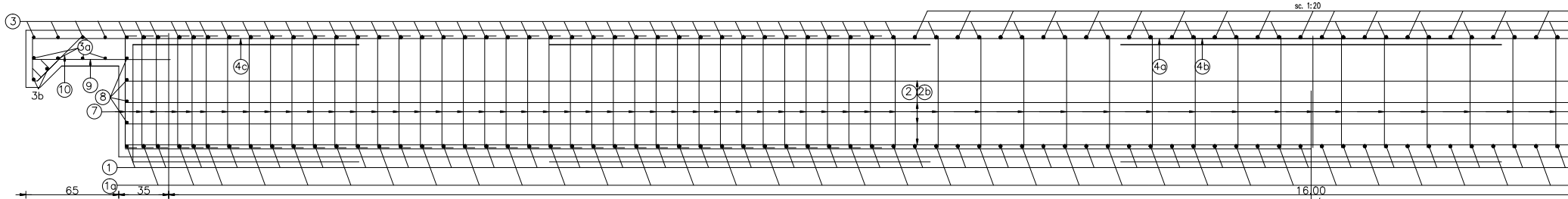

3
3a
3b
10
9
8
7
4c
2
2b
4a
4b
1
1a
65
35
16.00

SECTIUNE E-E/E-E SECTION

sc. 1:20

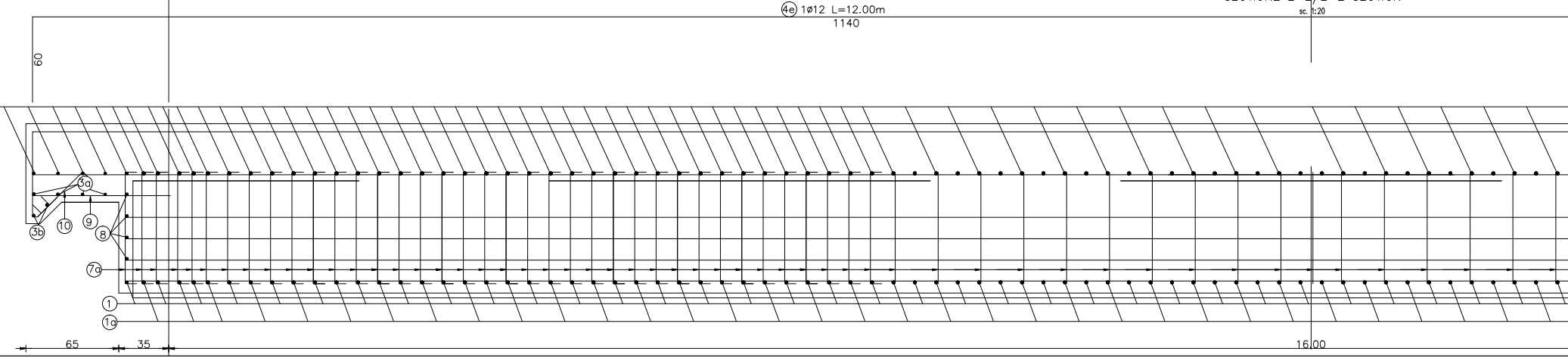

4e 1ø12 L=12.00m
1140
60
3a
3b
10
9
8
7a
1
1a
65
35
16.00

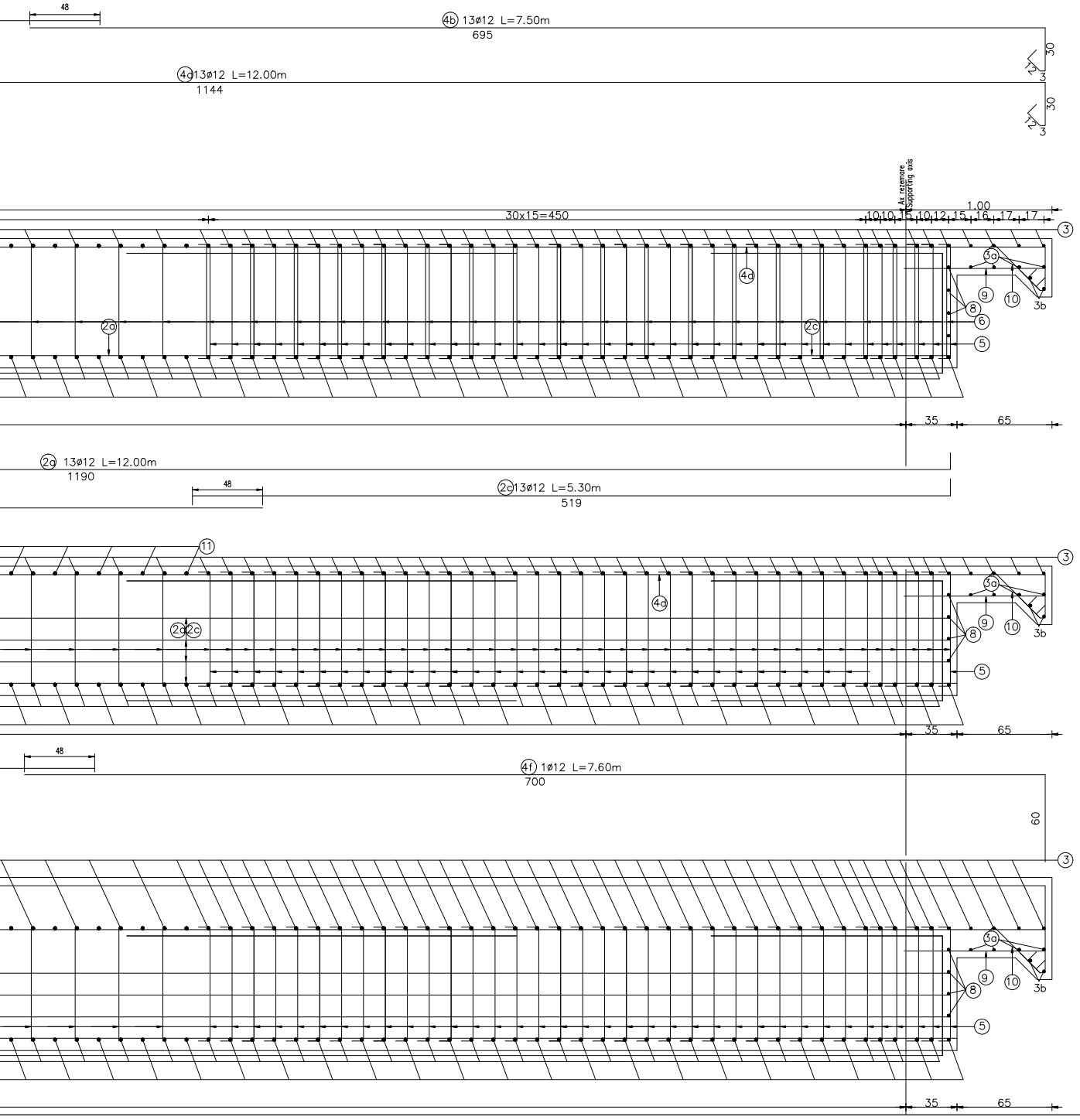

48
(4b) 13ø12 L=7.50m
695
30
12
3
(4d)13ø12 L=12.00m
1144
30
12
3
Ax rezemare
Supporting axis
30x15=450
1.00
10 10 15 10 12 15 16 17 17
(3)
(3a)
(4d)
(9)
(10)
3b
(8)
(2a)
(2c)
(6)
(5)
35
65
(2a) 13ø12 L=12.00m
1190
48
(2c)13ø12 L=5.30m
519
(11)
(3)
(3a)
(4d)
(2a)(2c)
(9)
(10)
3b
(8)
(5)
35
65
48
(4f) 1ø12 L=7.60m
700
60
(3)
(3a)
(9)
(10)
3b
(8)
(5)
35
65

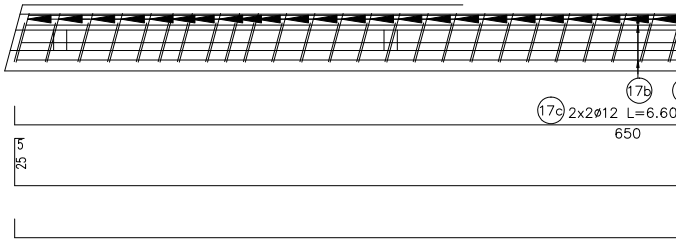

(17b)
(17c) 2x2ø12 L=6.60
650
25
5

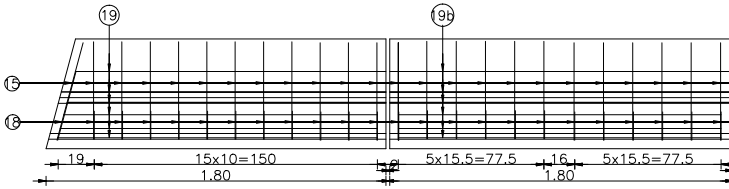

(19)
(19b)
(15)
(18)
19
15x10=150
1.80
5x15.5=77.5
16
5x15.5=77.5
1.80
2

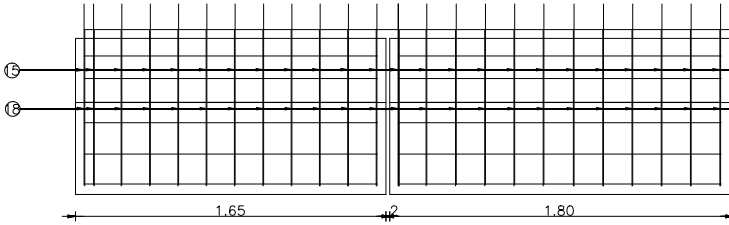

(15)
(18)
1.65
2
1.80

VEDERE F-F/VIEW F-F

sc. 1:20

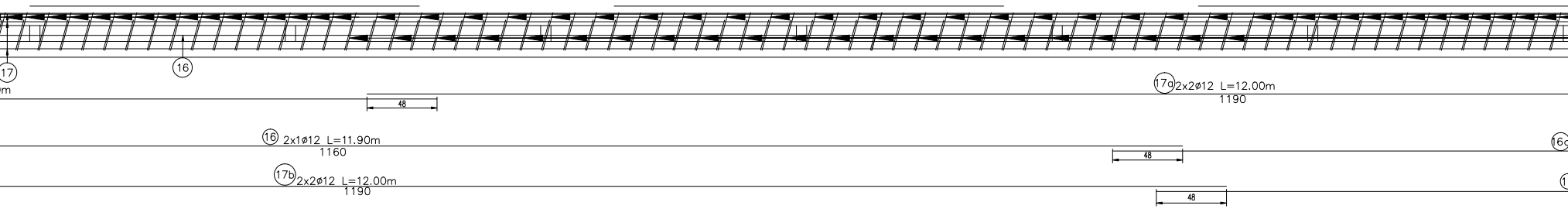

17
m
16
17a 2x2ø12 L=12.00m
1190
48
16 2x1ø12 L=11.90m
1160
48
16a
17b 2x2ø12 L=12.00m
1190
48

VEDERE G-G/VIEW G-G

sc. 1:20

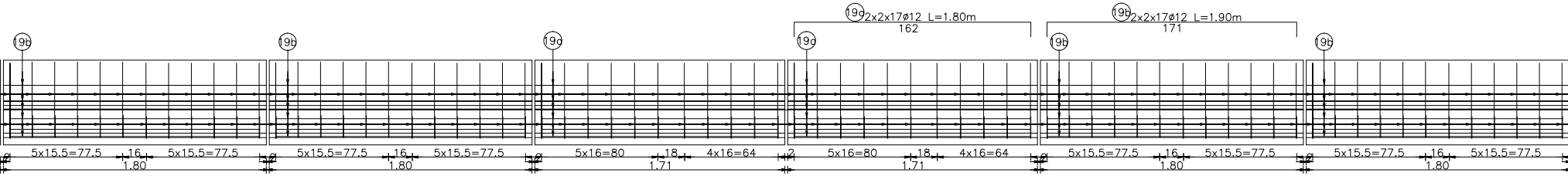

19a 2x2x17ø12 L=1.80m
162
19b 2x2x17ø12 L=1.90m
171
19b
19b
19a
19a
19b
19b
2
5x15.5=77.5
16
5x15.5=77.5
1.80
2
5x15.5=77.5
16
5x15.5=77.5
1.80
2
5x16=80
18
4x16=64
1.71
2
5x16=80
18
4x16=64
1.71
2
5x15.5=77.5
16
5x15.5=77.5
1.80
2
5x15.5=77.5
16
5x15.5=77.5
1.80

VEDERE H-H/VIEW H-H

sc. 1:20

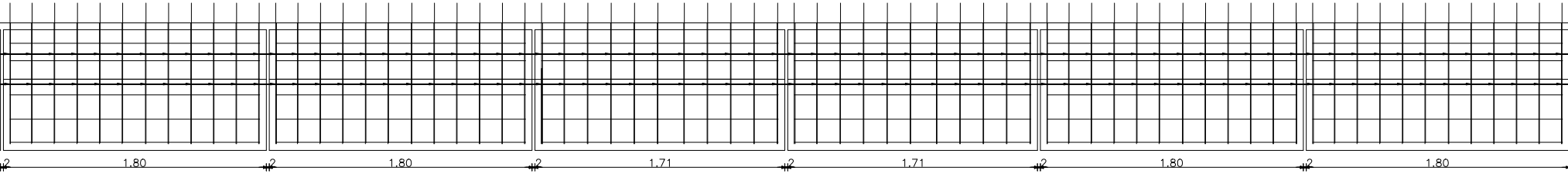

2
1.80
2
1.80
2
1.71
2
1.71
2
1.80
2
1.80


③
⑪
17c
17a
16a
2x1ø12 L=7.10m
680
25
5
⑰ 2x2ø12 L=6.60m
650
⑲ 2x2x17ø12 L=2.00m
var 173−182
19b
⑲
5x15.5=77.5
16
5x15.5=77.5
11x15=1.65
7
1.80
1.80
2
34
83
49
2
1.80
2
1.95

NOTA/NOTE

Pentru mentinerea pozitiei corecte in timpul betonarii, se vor monta distantieri minim 4buc./m^2. Distantierii trebuie legati cu sarma de carcasa de armatura.

In order to maintain the correct position during concreting, minimum 4pcs./m^2 distance pieces shall be mounted. The distance pieces shall be connected to the reinforcing framework, using wire.

EXTRAS DE ARMATURA TABLIER

Marca	Diametru	Lung./buc.[m]	Nr.buc.	S355 %%C12	S345 %%C16
1	16	4.70	57		267.90
1a	16	4.70	57		267.90
2	12	5.30	13	68.90	
2a	12	12.00	13	156.00	
2b	12	12.00	13	156.00	
2c	12	5.30	13	68.90	
3	12	6.90	101	696.90	
3a	12	7.90	8	63.20	
3b	12	4.25	2	8.50	
4a	12	12.00	13	156.00	
4b	12	7.50	13	97.50	
4c	12	7.50	13	97.50	
4d	12	12.00	13	156.00	
4e	12	12.00	1	12.00	
4f	12	7.60	1	7.60	
5	12	1.90	413	784.70	
6	12	1.00	684	684.00	
7	12	1.30	188	244.40	
7a	12	2.10	188	394.80	
8	12	4.30	10	43.00	
9	12	1.15	52	59.80	
10	12	0.65	52	33.80	
11	12	2.90	42	121.80	
12	12	1.80	244	439.20	
13	12	12.00	8	96.00	
13a	12	6.60	8	52.80	
13b	12	6.60	8	52.80	
13c	12	12.00	8	96.00	
14	12	1.10	244	268.40	
15	12	2.00	240	480.00	
16	12	11.90	2	23.80	
16a	12	7.10	2	14.20	
17	12	6.60	4	26.40	
17a	12	12.00	44	528.00	
17b	12	12.00	4	48.00	
17c	12	6.60	4	26.40	
18	12	2.60	240	624.00	
19	12	2.00	68	136.00	
19b	12	1.90	204	387.60	
19a	12	1.80	68	122.40	
Lungimi totale pe diametre			(m)	7533.30	535.80
Masa pe metru liniar			(kg/ml)	0.888	1.578
Masa pe diametre			(kg)	6688.20	845.70
Masa pe tip otel			(kg)	6690.00	850.00
Masa totala tablier			(kg)	7540.00	

Se interzice copierea, difuzarea, imprumutarea sau utilizarea in alte scopuri, fara permisiunea AREX Lider Company ca proprietar al desenului.
This drawing is forbidden to be copied, lent or used in other purposes than those previously approved by AREX Lider Company as its owner.

D					
C					
B					
A					
Indice Index	Data Date	Modificare Modification/Revision	Proiectant Designer	Aprobat Consultant Approved Consultant	Aprobat CFR Approved CFR

GUVERNUL ROMANIEI
ROMANIAN GOVERNMENT

PROIECT FINANȚAT DE UNIUNEA EUROPEANĂ
EUROPEAN UNION FINANCED PROJECT

CLIENT / CLIENT

CFR

C.N.C.F. "C.F.R." - S.A.

ITALFERR
GRUPPO FERROVIE DELLO STATO
Joint Venture leader

Scott Wilson

OBERMEYER
PLANEN + BERATEN GmbH

TECNIC
Consulting Engineers

CONSULTANT / CONSULTANT

			Data Date	Semnătură Signature
Aprobat Approved	Şef proiect Project manager	R. Liuzza		————
Aprobat Approved	Coordonator Secţiune 1 Section 1 Coordinator	C. Gambelli		————
Verificat Checked	Expert Cheie Checking Expert	V. Kallidromitis		——

SUBCONTRACTANT / SUBCONTRACTOR

Aprobat Approved	Responsabil Subconsultant Subconsultant Responsible	A.Stanciu - Dinulescu	02.2012	————
Întocmit Elaborated	Proiectant Designer	Secu Andrei Razvan	02.2012	

Reabilitarea liniei de cale ferata Braşov - Simeria, parte componentă a coridorului IV Pan European, pentru circulaţia trenurilor cu viteza maximă de 160 km/h,
Tronsonul : Braşov - Sighişoara
Rehabilitation of the railway line Braşov - Simeria, component Part of the IV Pan-European Corridor, for the trains circulation with maximum speed of 160 km/h,
Section : Braşov - Sighişoara

Proiect/Project
2004/RO/16/P/PA/003

Faza / Phase:
D.E. / E.D.

Denumire desen / Drawing Title :
INTERVAL/SECTION ARCHITA−VANATORI
POD Km 270+362.572 L=16.00m/ARMARE SUPRASTRUCTURA
TABLIER 3
BRIDGE Km 270+362.572 L=16.00m/SUPERSTRUCTURE
REINFORCEMENT DECK 3

Codificare / Codification System	Scara / Scale 1:20 / 1:50	LOT / LOT	Nr. / No 01 / 01

EA51 01 E 16 BC PV 04 3 3 014 0