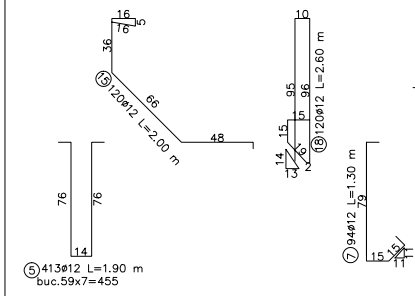
16
16
5
36
⑮120ø12 L=2.00 m
66
48
10
95
96
⑱120ø12 L=2.60 m
15
15
19
14
13
2
76
76
14
⑤413ø12 L=1.90 m
buc.59x7=455
⑦94ø12 L=1.30 m
79
15
15
11
11

DETALIU "a" (STAS 10111/2-87)
"a" DETAIL (STAS 10111/2-87)
sc. 1:10

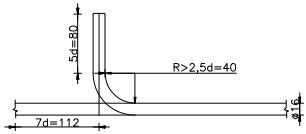
5d=80
R>2,5d=40
7d=112
ø16

SECTIUNE TRANSVERSALA TABLIER POD
BRIDGE DECK CROSS SECTION

sc. 1:20

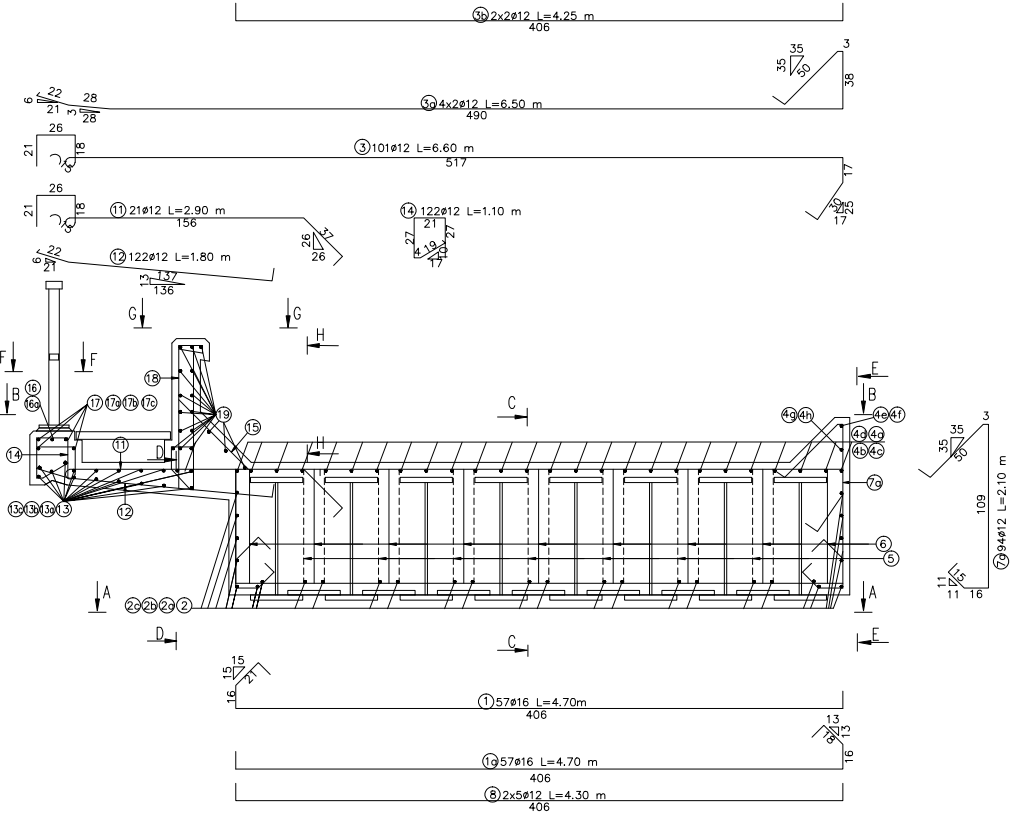
③b 2x2ø12 L=4.25 m
406
③a 4x2ø12 L=6.50 m
490
③ 101ø12 L=6.60 m
517
⑪ 21ø12 L=2.90 m
156
⑭ 122ø12 L=1.10 m
⑫ 122ø12 L=1.80 m
136
⑦a 94ø12 L=2.10 m
109
① 57ø16 L=4.70m
406
①a 57ø16 L=4.70 m
406
⑧ 2x5ø12 L=4.30 m
406
A
B
C
D
E
F
G
H

Beton: Concrete:	– C30/37 suprastructura/superstructure
Tipul grinzilor: Beams type:	– grinzi metalice sudate/steel welded girders
Otel pentru grinzi: Steel for the beams:	– (OL 37-EP) $S275J_2G_3$ (EN 10025/2004)
Armatura: Reinforcement:	– S355;S345
Strat de acoperire: Concrete cover	– min. 4cm expunere in aer/air exposed

SECTIUNE B-B
B-B SECTION

sc. 1:50

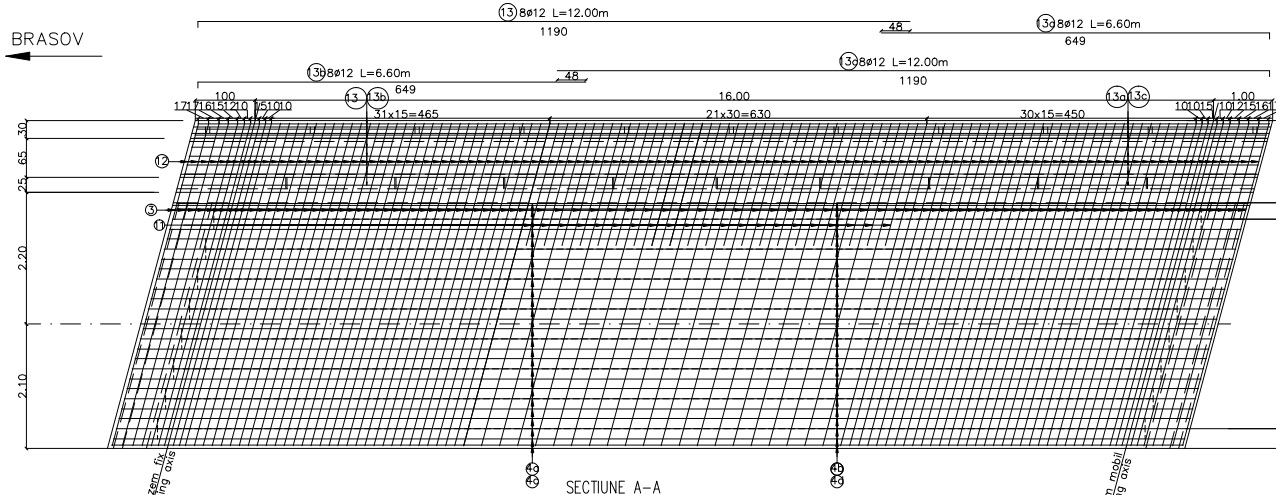
BRASOV
⑬ 8ø12 L=12.00m
1190
⑬a 8ø12 L=6.60m
649
⑬b 8ø12 L=6.60m
649
⑬c 8ø12 L=12.00m
1190
16.00
31x15=465
21x30=630
30x15=450
1.00
4a
4b

SECTIUNE A-A
A-A SECTION

sc. 1:50

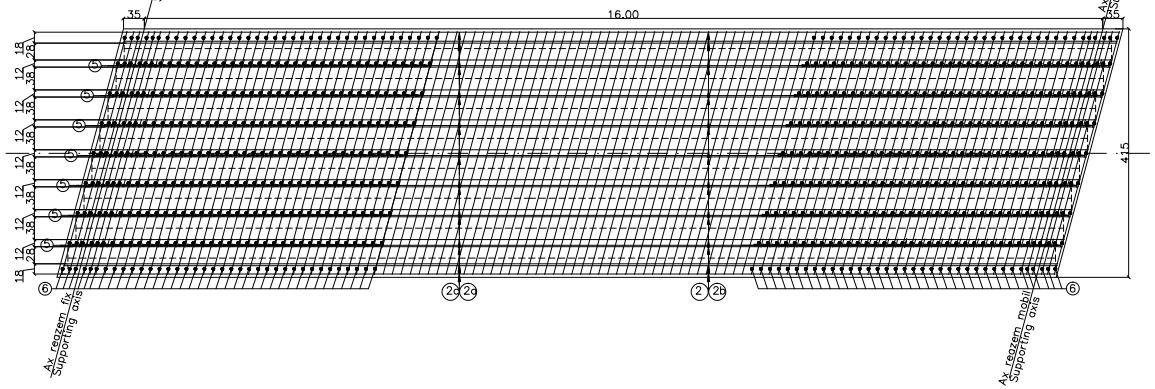
Ax reazem fix
Supporting axis
Ax reazem mobil
Supporting axis
35
16.00
415
⑤
⑥
②a ②c
② ②b

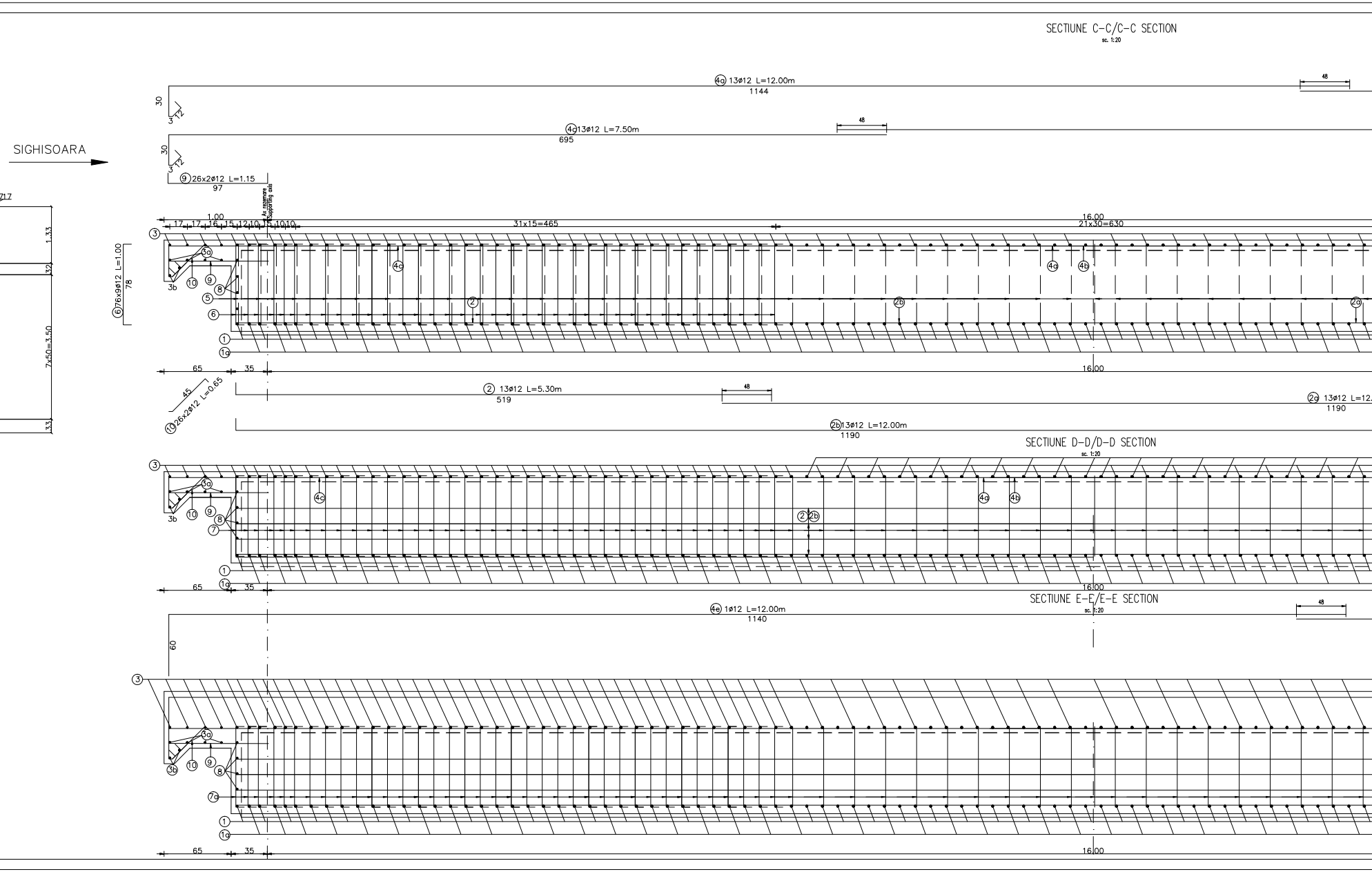
SECTIUNE C-C/C-C SECTION
sc. 1:20

SECTIUNE D-D/D-D SECTION
sc. 1:20

SECTIUNE E-E/E-E SECTION
sc. 1:20

SIGHISOARA
4a 13ø12 L=12.00m
1144
48
30
3
12
4c 13ø12 L=7.50m
695
9 26x2ø12 L=1.15
97
1.00
17 17 16 15 12 10 15 10 10
Ax rezemare Supporting axis
31x15=465
16.00
21x30=630
3
3a
3b
10
9
8
5
6
7
7a
4a
4b
4c
2
2a
2b
1
1a
6 76x9ø12 L=1.00
78
65
35
45
10 26x2ø12 L=0.65
2 13ø12 L=5.30m
519
2a 13ø12 L=12.
1190
2b 13ø12 L=12.00m
1190
4e 1ø12 L=12.00m
1140
60
717
1.33
32
7x50=3.50
33

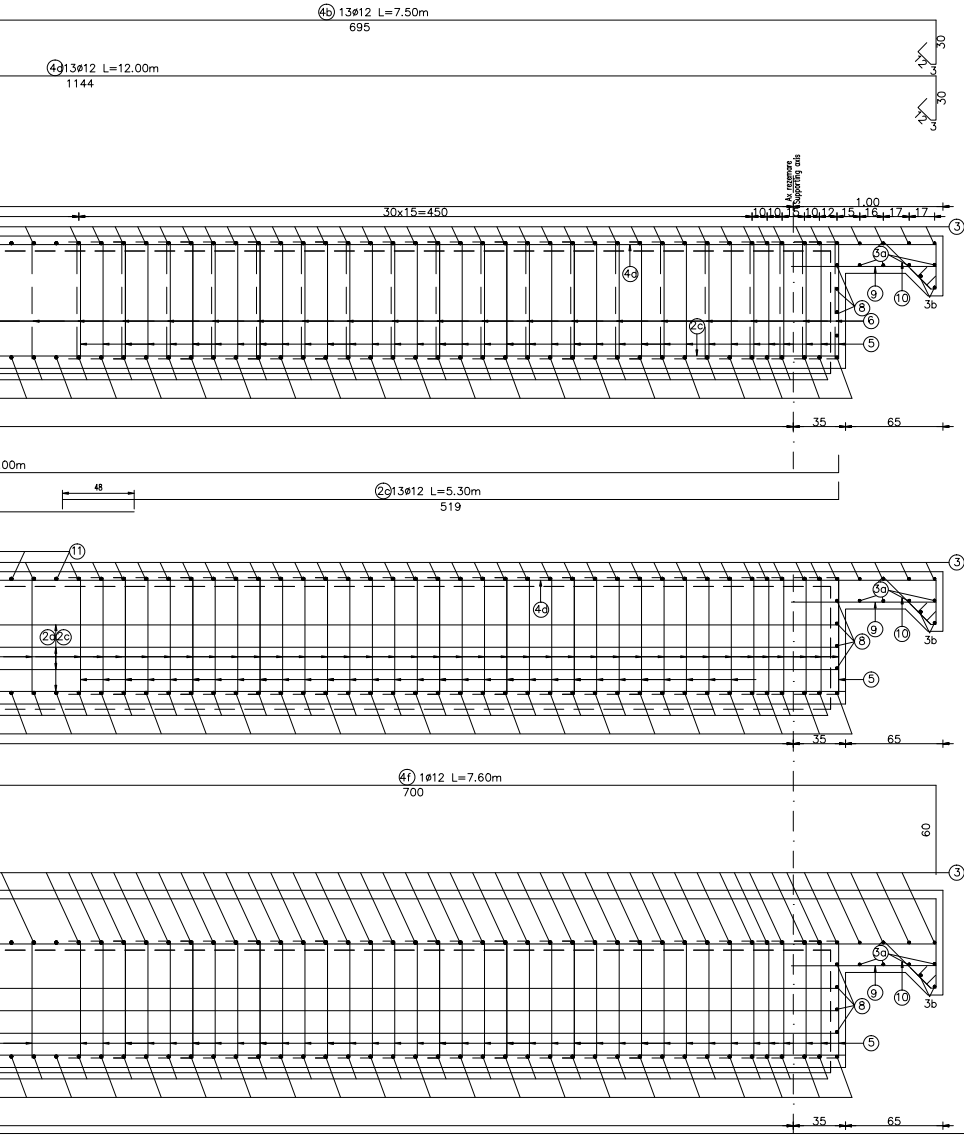
④b 13ø12 L=7.50m
695
30
12
3
④d 13ø12 L=12.00m
1144
30
12
3
Ax rezemare
Supporting axis
30x15=450
10 10 15 10 12 15 16 17 17
1.00
③
③a
④d
⑨
⑩
3b
⑧
⑥
②c
⑤
35
65
00m
48
②c 13ø12 L=5.30m
519
⑪
③
③a
④d
②a ②c
⑨
⑩
3b
⑧
⑤
35
65
④f 1ø12 L=7.60m
700
60
③
③a
⑨
⑩
3b
⑧
⑤
35
65

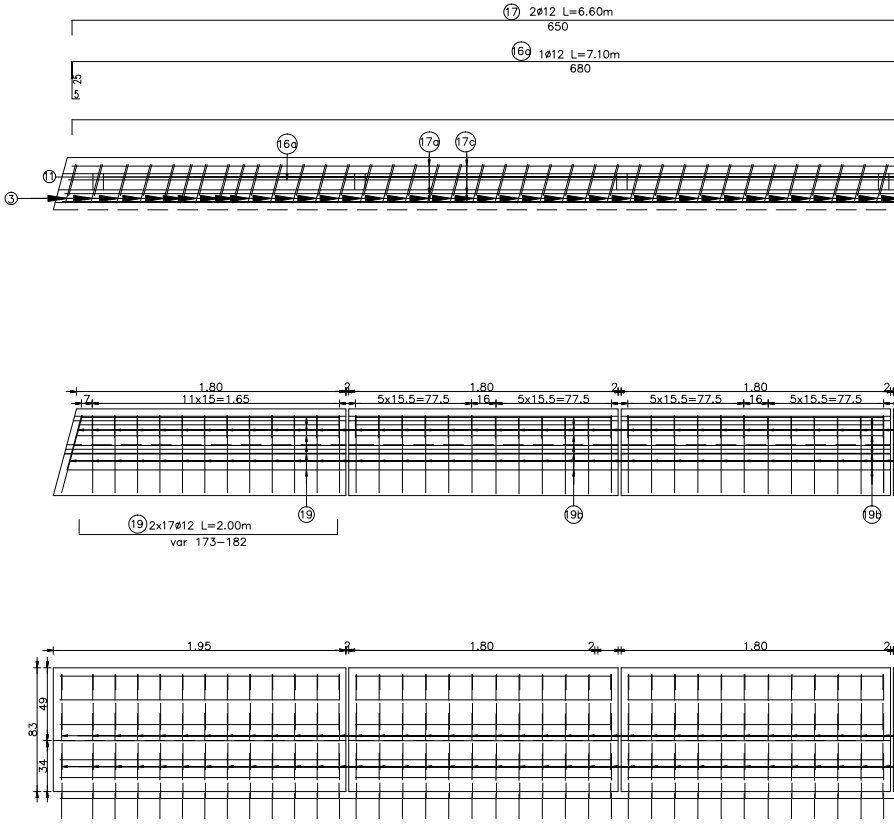
⑰ 2ø12 L=6.60m
650
⑯a 1ø12 L=7.10m
680
25
5
⑯a
⑰a
⑰c
⑪
③
1.80
7
11x15=1.65
2
1.80
5x15.5=77.5
16
5x15.5=77.5
2
1.80
5x15.5=77.5
16
5x15.5=77.5
2
⑲
⑲b
⑲b
⑲ 2x17ø12 L=2.00m
var 173–182
1.95
2
1.80
2
1.80
2
83
49
34

VEDERE F-F/VIEW F-F

sc. 1:20

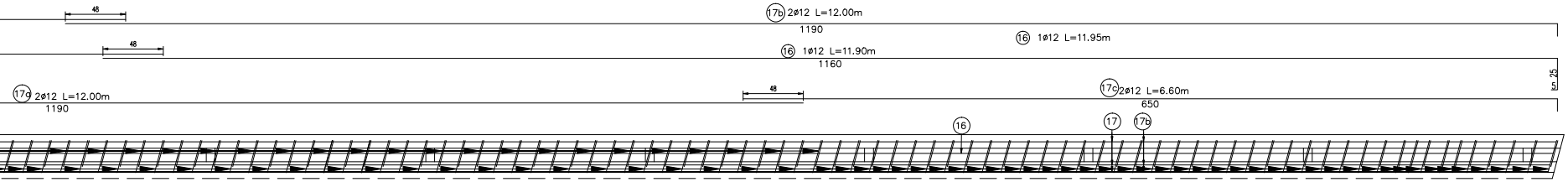
48
48
48
17b 2ø12 L=12.00m
1190
16 1ø12 L=11.95m
16 1ø12 L=11.90m
1160
17a 2ø12 L=12.00m
1190
17c 2ø12 L=6.60m
650
25
5
16
17
17b

VEDERE G-G/VIEW G-G

sc. 1:20

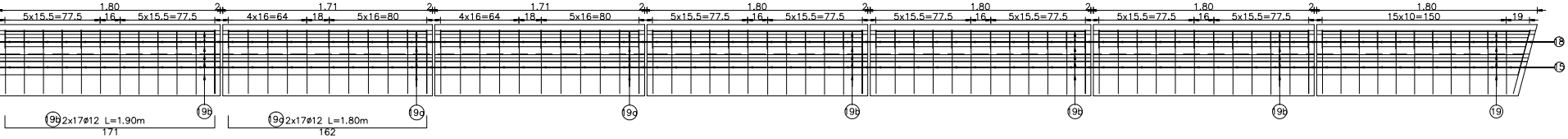
1.80
5x15.5=77.5
16
5x15.5=77.5
2
1.71
4x16=64
18
5x16=80
2
1.71
4x16=64
18
5x16=80
2
1.80
5x15.5=77.5
16
5x15.5=77.5
2
1.80
5x15.5=77.5
16
5x15.5=77.5
2
1.80
5x15.5=77.5
16
5x15.5=77.5
2
1.80
15x10=150
19
18
15
19b 2x17ø12 L=1.90m
171
19a 2x17ø12 L=1.80m
162
19b
19a
19a
19b
19b
19b
19

VEDERE H-H/VIEW H-H

sc. 1:20

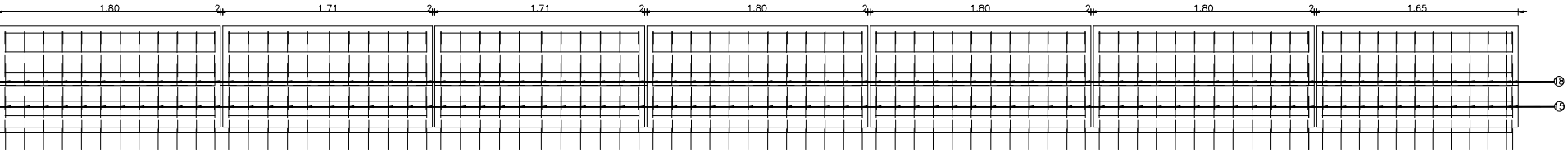
1.80
2
1.71
2
1.71
2
1.80
2
1.80
2
1.80
2
1.65
18
15

NOTA/NOTE

Pentru mentinerea pozitiei corecte in timpul betonarii, se vor monta distantieri minim 4buc./m^2. Distantierii trebuie legati cu sarma de carcasa de armatura.

In order to maintain the correct position during concreting, minimum 4pcs./m^2 distance pieces shall be mounted. The distance pieces shall be connected to the reinforcing framework, using wire.

EXTRAS DE ARMATURA TABLIER

Marca	Diametru	Lung./buc.[m]	Nr.buc.	S355	S345
				%%C12	%%C16
1	16	4.70	57		267.90
1a	16	4.70	57		267.90
2	12	5.30	13	68.90	
2a	12	12.00	13	156.00	
2b	12	12.00	13	156.00	
2c	12	5.30	13	68.90	
3	12	6.60	101	666.60	
3a	12	6.50	8	52.00	
3b	12	4.25	2	8.50	
4a	12	12.00	13	156.00	
4b	12	7.50	13	97.50	
4c	12	7.50	13	97.50	
4d	12	12.00	13	156.00	
4e	12	12.00	1	12.00	
4f	12	7.60	1	7.60	
5	12	1.90	413	784.70	
6	12	1.00	684	684.00	
7	12	1.30	94	122.20	
7a	12	2.10	94	197.40	
8	12	4.30	10	43.00	
9	12	1.15	52	59.80	
10	12	0.65	52	33.80	
11	12	2.90	21	60.90	
12	12	1.80	122	219.60	
13	12	12.00	8	96.00	
13a	12	6.60	8	52.80	
13b	12	6.60	8	52.80	
13c	12	12.00	8	96.00	
14	12	1.10	122	134.20	
15	12	2.00	120	240.00	
16	12	11.90	1	11.90	
16a	12	7.10	1	7.10	
17	12	6.60	2	13.20	
17a	12	12.00	2	24.00	
17b	12	12.00	2	24.00	
17c	12	6.60	2	13.20	
18	12	2.60	120	312.00	
19	12	2.00	34	68.00	
19b	12	1.90	102	193.80	
19a	12	1.80	34	61.20	
Lungimi totale pe diametre			(m)	5309.10	535.80
Masa pe metru liniar			(kg/ml)	0.888	1.578
Masa pe diametre			(kg)	4713.50	845.70
Masa pe tip otel			(kg)	4715.00	850.00
Masa totala tablier			(kg)	5600.00	
Masa totala 2tabliere			(kg)	11200	

Se interzice copierea, difuzarea, imprumutarea sau utilizarea in alte scopuri, fara permisiunea AREX Lider Company ca proprietar al desenului.
This drawing is forbidden to be copied, lent or used in other purposes than those previously approved by AREX Lider Company as its owner.

D					
C					
B					
A					
Indice Index	Data Date	Modificare Modification/Revision	Proiectant Designer	Aprobat Consultant Approved Consultant	Aprobat CFR Approved CFR

GUVERNUL ROMANIEI
ROMANIAN GOVERNMENT

PROIECT FINANȚAT DE UNIUNEA EURO
EUROPEAN UNION FINANCED P

CLIENT / CLIENT

C.N.C.F. "C.F.R." - S.A.

ITALFERR
GRUPPO FERROVIE DELLO STATO
Joint Venture leader

Scott Wilson

OBERMEYER
PLANEN + BERATEN GmbH

TECNIC
Consulting Engineers

CONSULTANT / CONSULTANT

			Data Date	Semnătură Signature
Aprobat Approved	Şef proiect Project manager	R. Liuzza		
Aprobat Approved	Coordonator Secțiune 1 Section 1 Coordinator	C. Gambelli		
Verificat Checked	Expert Cheie Checking Expert	V. Kallidromitis		

SUBCONTRACTANT / SUBCONTRACTOR

Aprobat Approved	Responsabil Subconsultant Subconsultant Responsible	A.Stanciu - Dinulescu	01.2012	
Întocmit Elaborated	Proiectant Designer	Secu Andrei Razvan	01.2012	

Reabilitarea liniei de cale ferata Brașov - Simeria, parte componentă a coridorului IV Pan European, pentru circulația trenurilor cu viteza maximă de 160 km/h,
Tronsonul : Brașov - Sighișoara
Rehabilitation of the railway line Brașov - Simeria, component Part of the IV Pan-European Corridor, for the trains circulation with maximum speed of 160 km/h,
Section : Brașov - Sighișoara

Proiect/Project
2004/RO/16/P/PA/003

Faza / Phase:
D.E. / E.D.

Denumire desen / Drawing Title :
iINTERVAL / SECTION ARCHITA – VANATORI
POD Km.270+362,572 L=16.00m/ARMARE SUPRASTRUCTURA TABLIER 2
BRIDGE Km.270+362.572 L=16.00m/SUPERSTRUCTURE REINFORCEMENT DECK 2

Codificare / Codification System	Scara / Scale 1:20 / 1:50	LOT / LOT	Nr. / No 01 / 01

EA51 01 E 16 BC PV 04 3 3 013 0

3220x420