SECTIUNE C–C

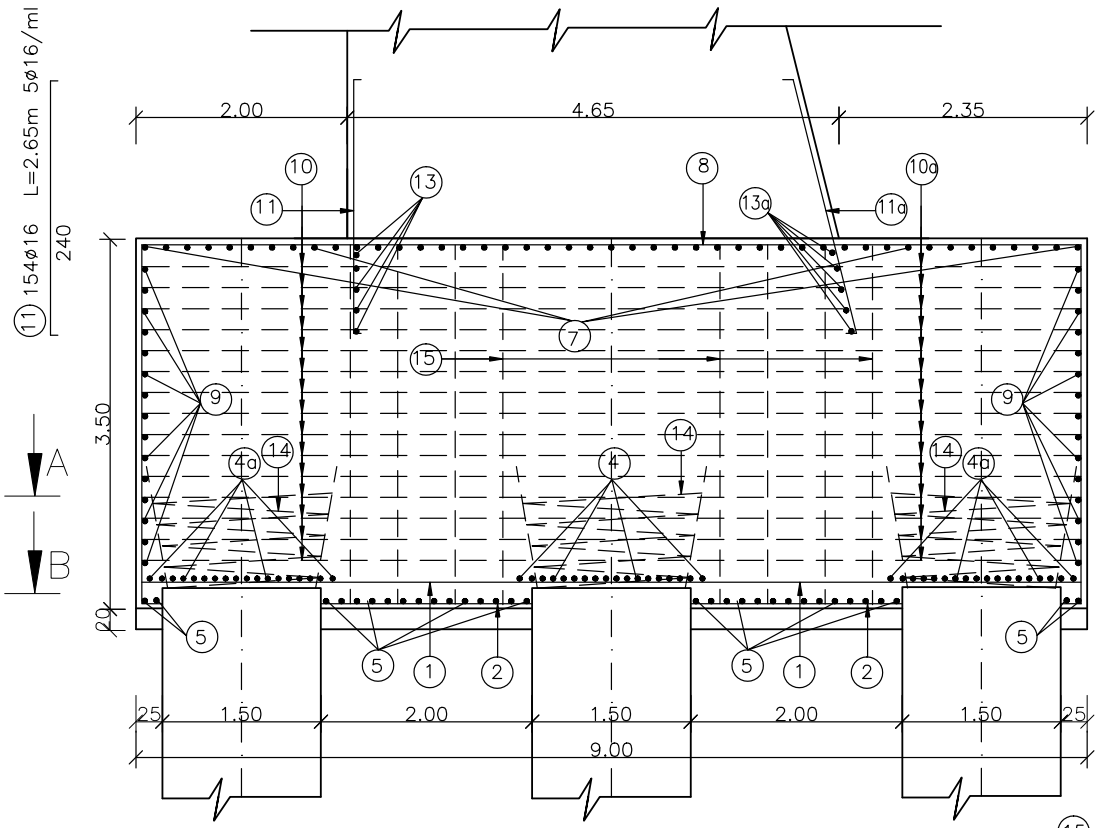
(11) 154ø16 L=2.65m 5ø16/ml
240
2.00
4.65
2.35
(10)
(11)
(13)
(8)
(13a)
(11a)
(10a)
(7)
(15)
(9)
(9)
3.50
A
B
(4a)
(14)
(14)
(4)
(14)
(4a)
20
(5)
(5)
(1)
(2)
(5)
(1)
(2)
(5)
25
1.50
2.00
1.50
2.00
1.50
25
9.00

(15)

(8) 2x81ø16 L=9.40m (5 ø16/ml) S345

575

(10) 2x15ø16 L=9.15m S345 (5ø16/ml)

888

(12) 2x5ø12 Lmed.=4.80m S345

var. 450–469

339

SECTIUNE D-D

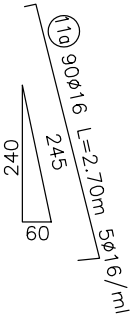
11a
90ø16 L=2.70m 5ø16/ml
240
245
60

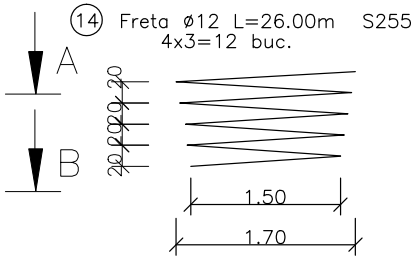
14
Freta ø12 L=26.00m S255
4x3=12 buc.
A
B
20
20
20
20
1.50
1.70

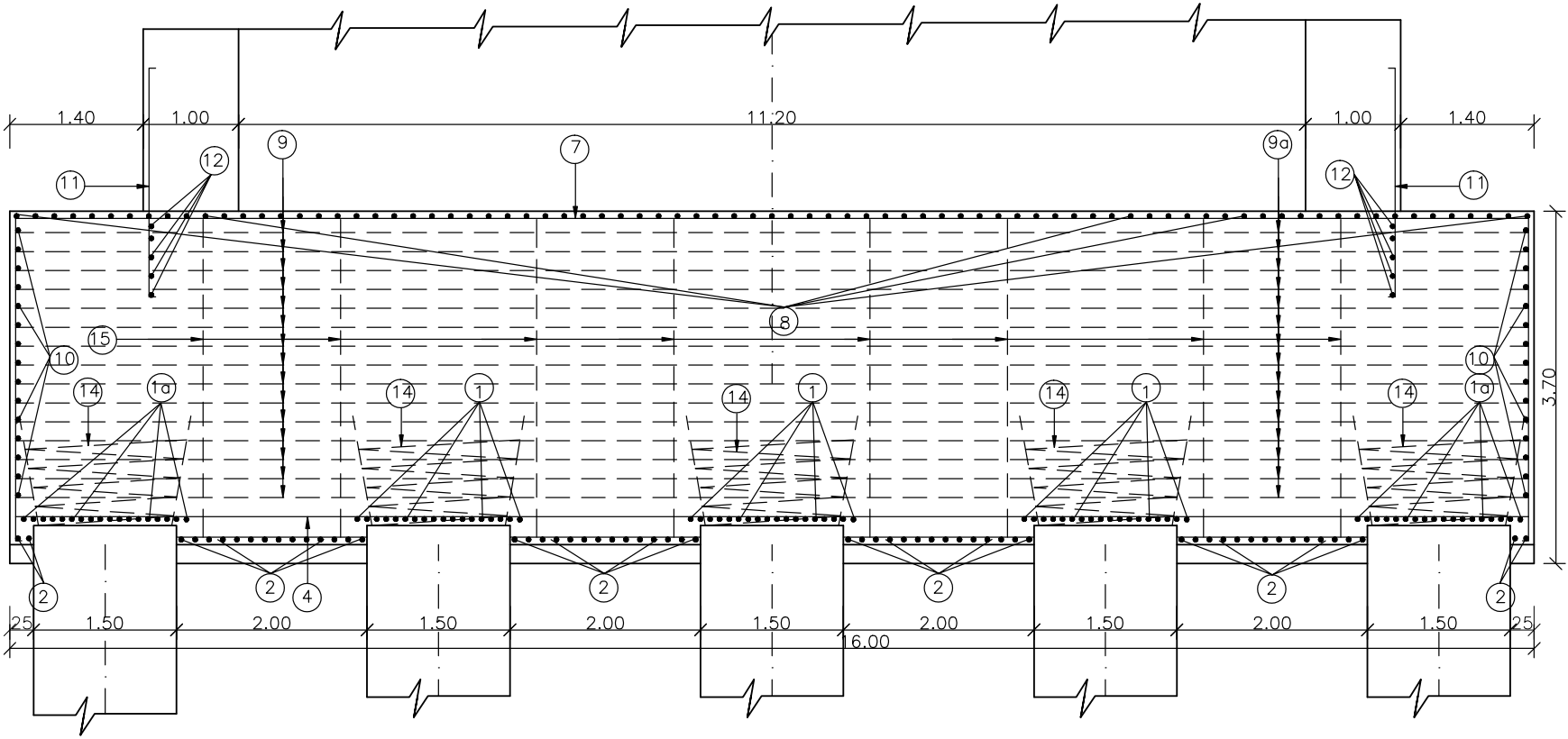
1.40
1.00
11.20
1.00
1.40
9
7
9a
11
12
12
11
8
15
10
10
14
1a
14
1
14
1
14
1
14
1a
3.70
2
4
2
2
2
2
2
25
1.50
2.00
1.50
2.00
1.50
2.00
1.50
2.00
1.50
25
16.00

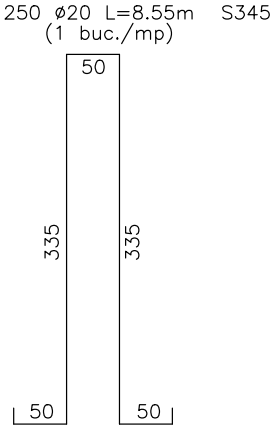
250 ø20 L=8.55m S345
(1 buc./mp)
50
335
335
50
50

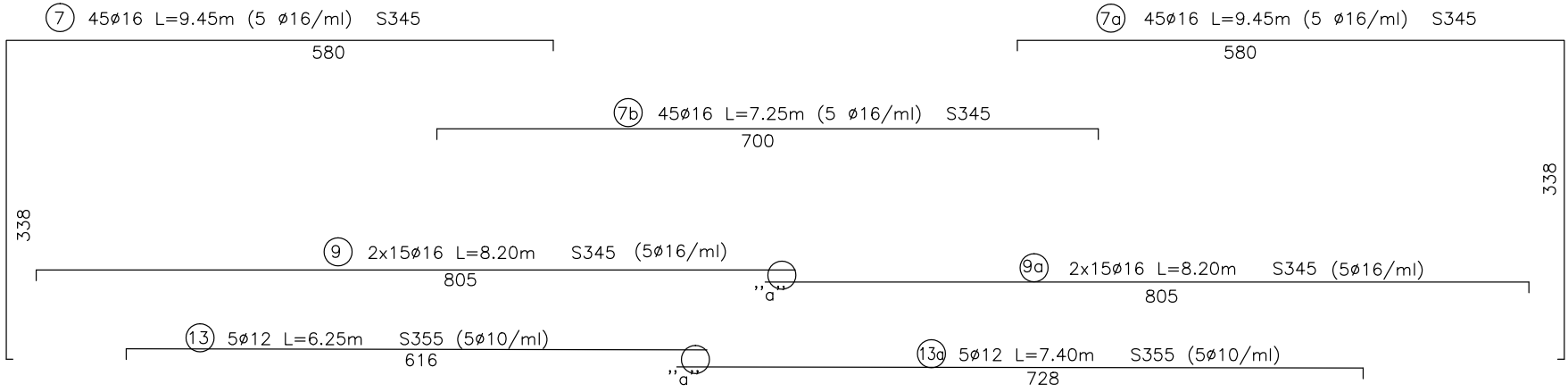
7
45ø16 L=9.45m (5 ø16/ml) S345
580
7a
45ø16 L=9.45m (5 ø16/ml) S345
580
7b
45ø16 L=7.25m (5 ø16/ml) S345
700
338
338
9
2x15ø16 L=8.20m S345 (5ø16/ml)
805
,,a''
9a
2x15ø16 L=8.20m S345 (5ø16/ml)
805
13
5ø12 L=6.25m S355 (5ø10/ml)
616
,,a''
13a
5ø12 L=7.40m S355 (5ø10/ml)
728

SECTIUNE A-A

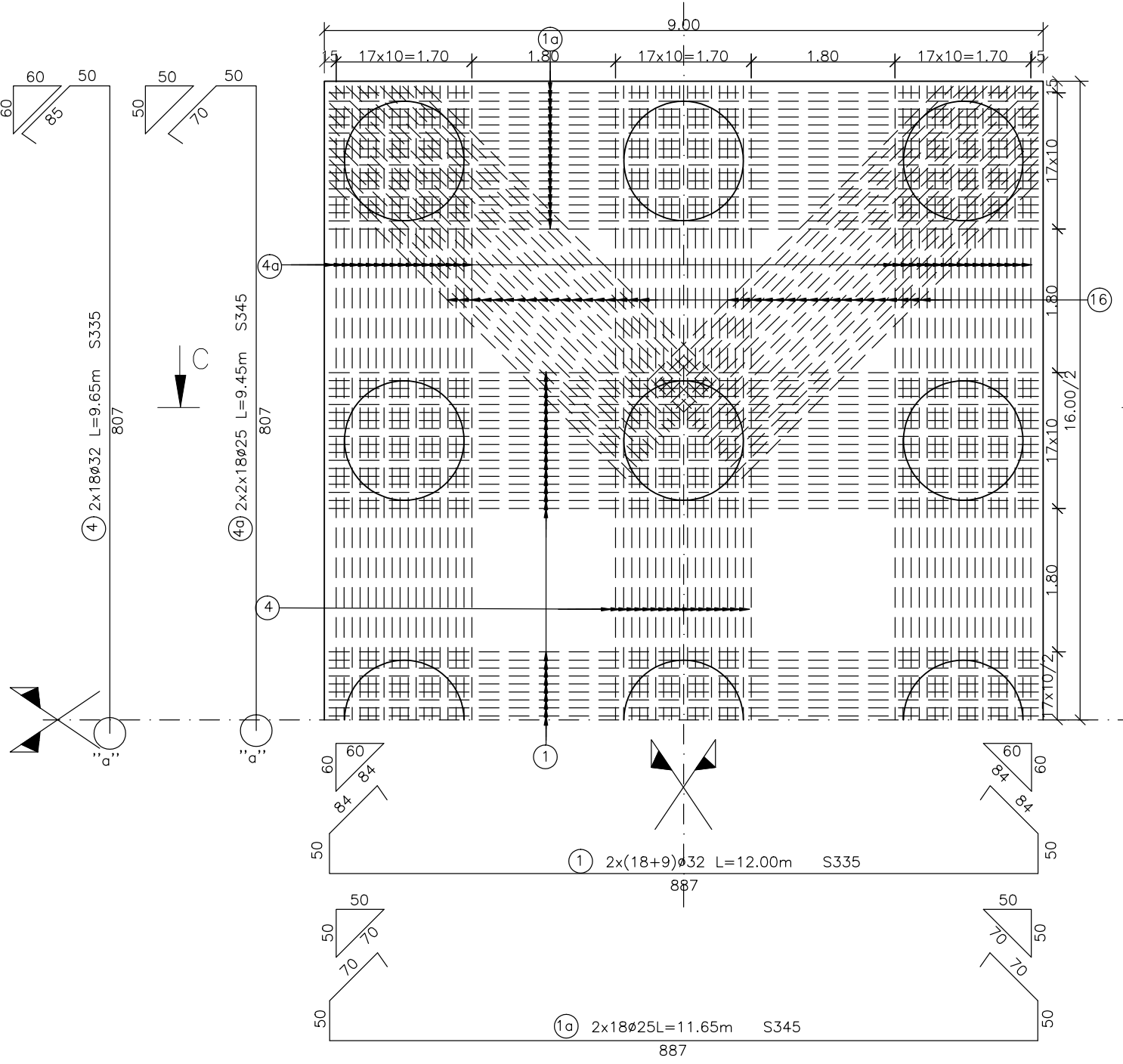

9.00
15
17x10=1.70
1.80
17x10=1.70
1.80
17x10=1.70
15
1a
4a
4
1
16
15
17x10
1.80
16.00/2
17x10
1.80
7x10/2
C
C
60
50
85
60
4 2x18ø32 L=9.65m S335
807
"a"
50
50
50
70
4a 2x2x18ø25 L=9.45m S345
807
"a"
60
60
84
84
50
1 2x(18+9)ø32 L=12.00m S335
887
60
60
84
84
50
50
50
50
70
70
50
1a 2x18ø25L=11.65m S345
887
50
50
70
70
50

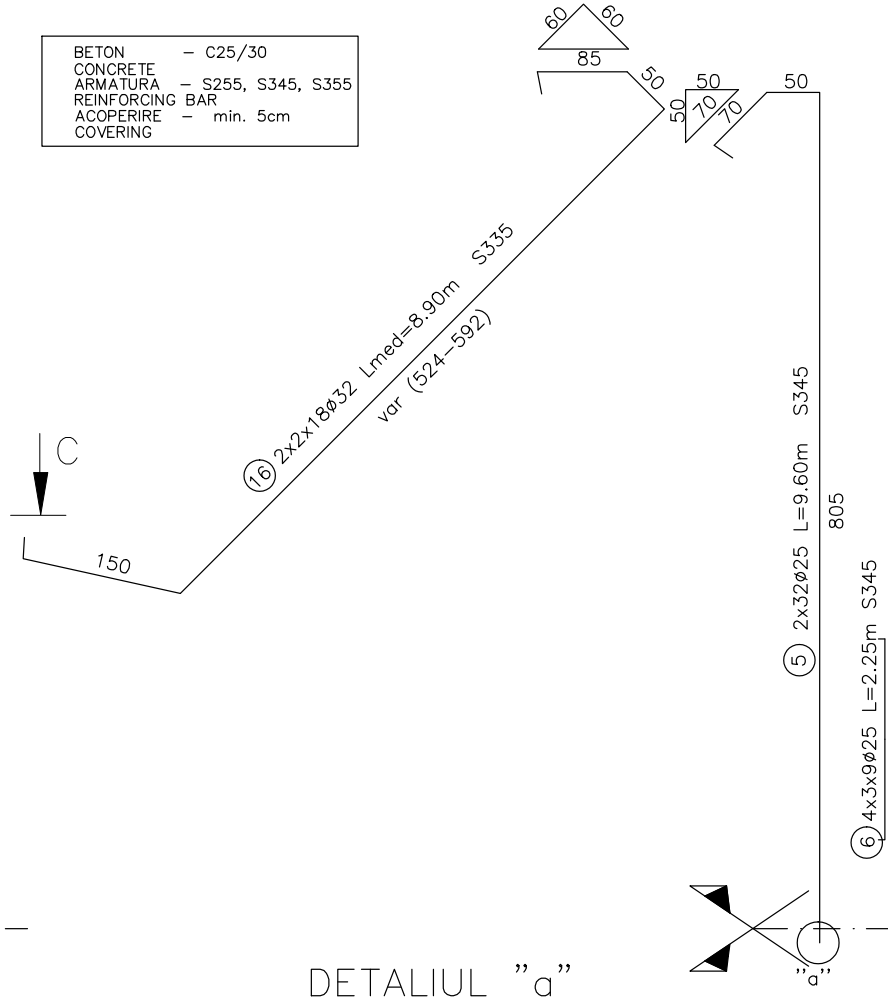

60
60
85
50
50
16 2x2x18ø32 Lmed=8.90m S335
var (524-592)
150
C
50
70
70
50
50
5 2x32ø25 L=9.60m S345
805
6 4x3x9ø25 L=2.25m S345
"a"

BETON – C25/30
CONCRETE
ARMATURA – S255, S345, S355
REINFORCING BAR
ACOPERIRE – min. 5cm
COVERING

DETALIUL "a"
INADIREA BARELOR DIN OTEL S345
PRIN SUDARE MANUALA CU ARC ELECTRIC

Sc. 1:5

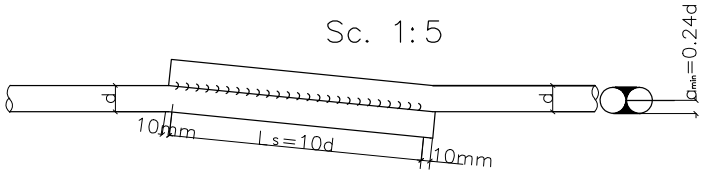

d
d
10mm
Ls=10d
10mm
amin=0.24d

Innadire prin suprapunere, cusatura pe ambele parti cu cusatura de racordare la barele necoaxiale ø>20, conf. C28/83.

SECTIUNE B–B

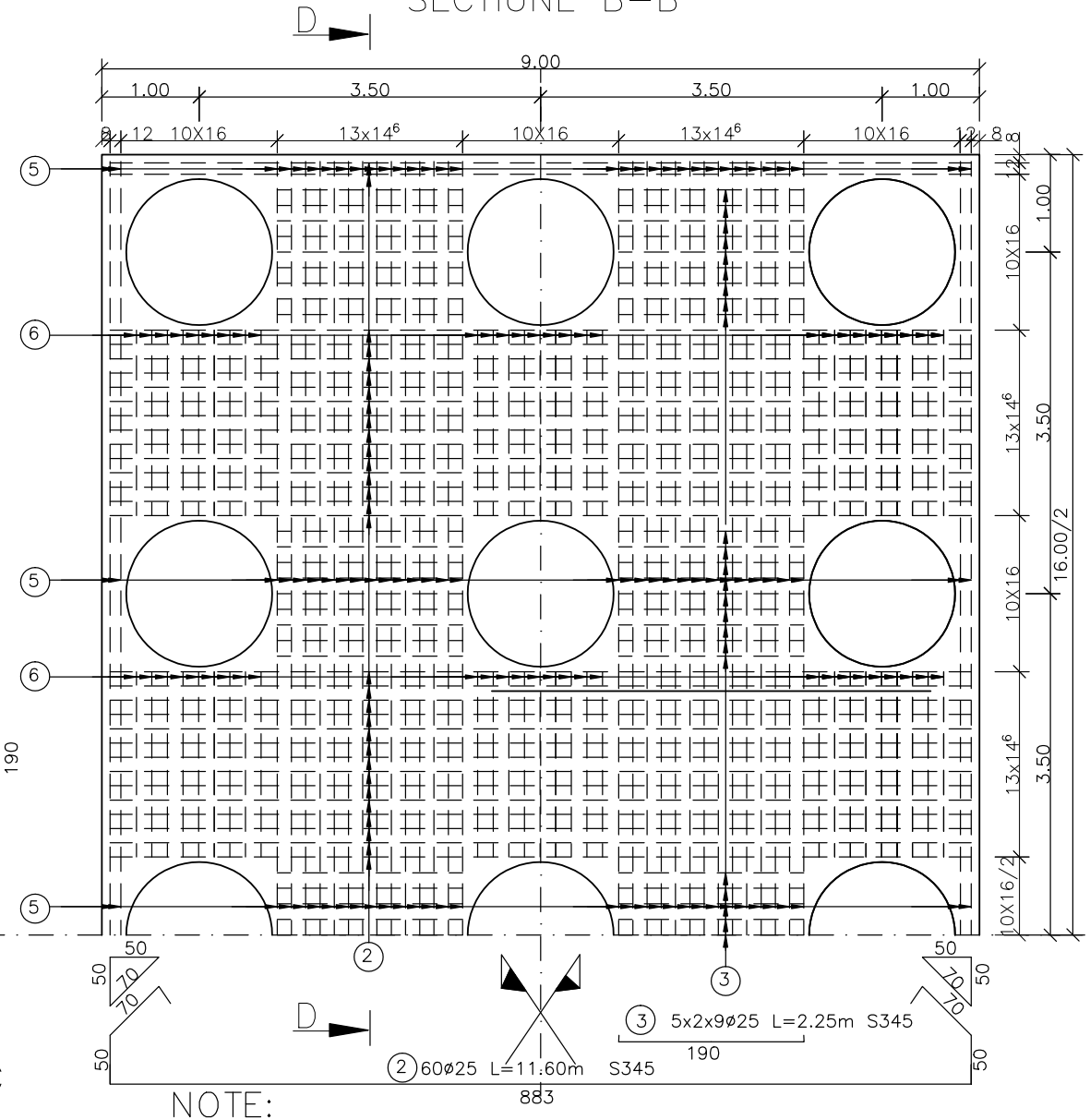
D
9.00
1.00
3.50
3.50
1.00
8
12
10X16
13x14⁶
10X16
13x14⁶
10X16
12
8
⑤
⑥
⑤
⑥
⑤
8
1.00
10X16
13x14⁶
3.50
16.00/2
10X16
13x14⁶
3.50
10X16/2
190
50
70
50
70
50
50
70
70
50
50
②
③
D
③ 5x2x9ø25 L=2.25m S345
190
② 60ø25 L=11.60m S345
883

NOTE:

1.This drawing was drawn up according to the shuttering plan EA5101E16BBPV04120030,EA5101E16BBPV04120040, EA5101E16BCPV04120070.

2.The bars will be joined by welding according to "Norm C28 – 83".

3.The column reinforcing can be found in drawing EA5101E16BCPV04120080.

4.The concrete in the raft will be cast by pumping.

5.During pumped concrete placement, all measures will be taken so that:
–the pumping process will be continuous, without any interruption;
–the concrete will be cast in 3 (three) points and will last max. 6 hours;
–the free falling height of concrete will be max. 0.5m;
–the concrete will be cast in max. 40 cm thick layers to allow good vibration;
–the concrete will be well–compacted by vibration.

EXTRAS DE ARMATURA PENTRU ARMAREA RADIERULUI
REINFORCEMENT FOR RAFT

Marca	Diametru	Lung./buc.[m]	Nr.buc.	S255	S355	S345			S335
				ϕ12	ϕ12	ϕ16	ϕ20	ϕ25	ϕ32
1	32	12.00	54						648.00
1a	25	11.65	36					419.40	
2	25	11.60	60					696.00	
3	25	2.25	90					202.50	
4	32	9.65	36						347.40
4a	25	9.45	72					680.40	
5	25	9.60	64					614.40	
6	25	2.25	108					243.00	
7	16	9.45	45			425.25			
7a	16	9.45	45			425.25			
7b	16	7.25	45			326.25			
8	16	9.40	162			1522.80			
9	16	8.20	30			246.00			
9a	16	8.20	30			246.00			
10	16	9.15	30			274.50			
11	16	2.65	154			408.10			
11a	16	2.70	90			243.00			
12	12	4.80	10		48.00				
13	12	6.25	5		31.25				
13a	12	7.40	5		37.00				
14	12	26.00	12	312.00					
15	20	8.55	250				2137.50		
16	32	8.90	72						640.80
Lungimi totale pe diametre			(m)	312.00	116.25	4117.15	2137.50	2855.70	1636.20
Masa pe metru liniar			(kg/ml)	0.888	0.888	1.578	2.466	3.853	6.313
Masa pe diametre			(kg)	277.00	103.21	6498.25	5271.40	11004.04	10329.90
Masa pe tip otel			(kg)	277.00	103.21	22773.68			10329.90
Masa totala radier culee			(kg)	33483.79					
Pierderi 5%			(kg)	1674.19					
Sudura 2%			(kg)	33.48					
Masa totala un radier culee			(kg)	35200.00					
Masa totala 2 radiere			(kg)	70400.00					

NOTA

1.Prezentul plan s–a intocmit in conformitate cu planul de cofraj EA5101E16BBPV04120030,EA5101E16BBPV04120040, EA5101E16BCPV04120070.

2.Innadirea barelor prin sudura, se va face in conformitate cu prevederile din"Normativ C28–83"

3.Armarea coloanelor este cuprinsa in planul EA5101E16BCPV04120080.

4.Betonul din radier se va turna prin pompare.

5.La punerea in opera a betonului turnat prin pompare se vor lua toate masurile in asa fel incat:
–procesul de pompare sa se desfasoare continuu fara intreruperi;
–turnarea sa se faca in 3(trei) puncte si sa dureze max 6 ore;
–inaltimea libera de cadere a betonului sa fie de max 0.5m;
–betonul se va turna in straturi de max. 40cm grosime, pentru a permite o buna vibrare.
–betonul sa fie bine compactat prin vibrare.

Se interzice copierea, difuzarea, imprumutarea sau utilizarea in alte scopuri, fara permisiunea Arex Lider Company ca proprietar al desenului.
This drawing is forbidden to be copied, lent or used in other purposes than those previously approved by Arex Lider Company as its owner.

D					
C					
B					
A					
Indice Index	Data Date	Modificare Modification/Revision	Proiectant Designer	Aprobat Consultant Approved Consultant	Aprobat CFR Approved CFR

GUVERNUL ROMANIEI
ROMANIAN GOVERNMENT

PROIECT FINANȚAT DE UNIUNEA EUROPEANĂ
EUROPEAN UNION FINANCED PROJECT

CFR

CLIENT / CLIENT

C.N.C.F. "C.F.R." - S.A.

ITALFERR
GRUPPO FERROVIE DELLO STATO
Joint Venture leader

Scott Wilson

OBERMEYER
PLANEN + BERATEN GmbH

TECNIC
Consulting Engineers

CONSULTANT / CONSULTANT

			Data Date	Semnătură Signature
Aprobat Approved	Şef proiect Project manager	R. Liuzza		
Aprobat Approved	Coordonator Secțiune 1 Section 1 Coordinator	C. Gambeli		
Verificat Checked	Expert Cheie Checking Expert	V. Kallidromitis		

SUBCONTRACTANT / SUBCONTRACTOR

AREX Lider COMPANY

Aprobat Approved	Responsabil Subconsultant Subconsultant Responsible	A.Stanciu - Dinulescu	03.2012	
Întocmit Elaborated	Proiectant Designer	Dinu Andreea	03.2012	

Reabilitarea liniei de cale ferata Brașov - Simeria, parte componentă a coridorului IV Pan European, pentru circulația trenurilor cu viteza maximă de 160 km/h, **Tronsonul : Brașov - Sighișoara**

Rehabilitation of the railway line Brașov - Simeria, component Part of the IV Pan-European Corridor, for the trains circulation with maximum speed of 160 km/h,
Section : Brașov - Sighișoara

Proiect/Project
2004/RO/16/P/PA/003

Faza / Phase:
P.Th. / T.D.
D.E. / E.D.

Denumire desen / Drawing Title : **INTERVAL / SECTION ARCHITA - VANATORI**

POD / BRIDGE Km 269+868.474 D=45.00m
Plan armare radier culee cale dubla
Plan for raft abutements reinforcement

Codificare / Codification System	Scara / Scale 1:50	LOT / LOT	Nr. / No 01 / 01

E A 5 1   0 1   E   1 6   B C   P V   0 4   1   2   0 0 9   0