SECTIUNEA A–A
A–A SECTION

SECTIUNEA B–B
B–B SECTION

SECTIUNEA C–C
C–C SECTION

SECTIUNEA D–D
D–D SECTION

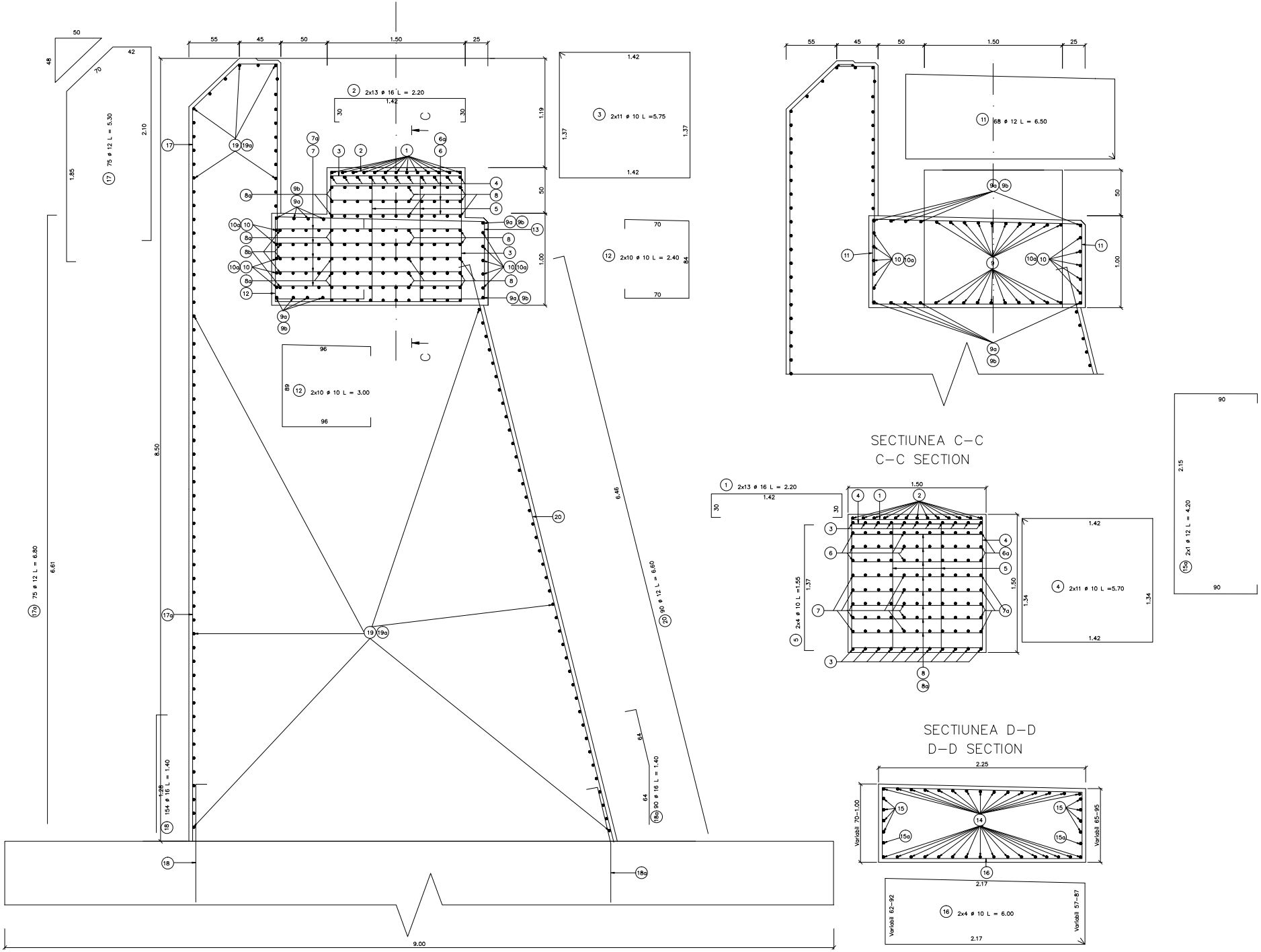

50
48
70
42
2.10
1.85
⑰ 75 ø 12 L = 5.30
55
45
50
1.50
25
② 2x13 ø 16 L = 2.20
1.42
30
30
C
C
1.19
50
1.00
1.37
③ 2x11 ø 10 L =5.75
1.42
1.42
70
⑫ 2x10 ø 10 L = 2.40
84
70
96
89
⑫ 2x10 ø 10 L = 3.00
96
17
17a
19
19a
7a
7
3
2
1
6a
6
4
8
5
8a
9b
9a
10a
10
8a
8b
10a
10
8a
12
9a
9b
13
8
3
10
10a
8
9a
9b
9a
9b
20
8.50
6.61
17a 75 ø 12 L = 6.80
6.46
⑳ 90 ø 12 L = 6.60
1.28
⑱ 154 ø 16 L = 1.40
64
64
18a 90 ø 16 L = 1.40
18
18a
9.00
55
45
50
1.50
25
⑪ 68 ø 12 L = 6.50
9a
9b
50
1.00
11
10
10a
9
10a
10
11
9a
9b
① 2x13 ø 16 L = 2.20
1.42
30
30
1.50
4
1
2
3
6
5
7
3
8
8a
4
6a
5
7a
1.37
⑤ 2x4 ø 10 L =1.55
1.50
1.42
④ 2x11 ø 10 L =5.70
1.34
1.34
1.42
90
2.15
15a 2x1 ø 12 L = 4.20
90
2.25
Variabil 70–1.00
Variabil 65–95
15
14
15
15a
15a
16
2.17
Variabil 82–92
Variabil 57–87
⑯ 2x4 ø 10 L = 6.00
2.17

VEDERE IN PLAN
PLAN VIEW

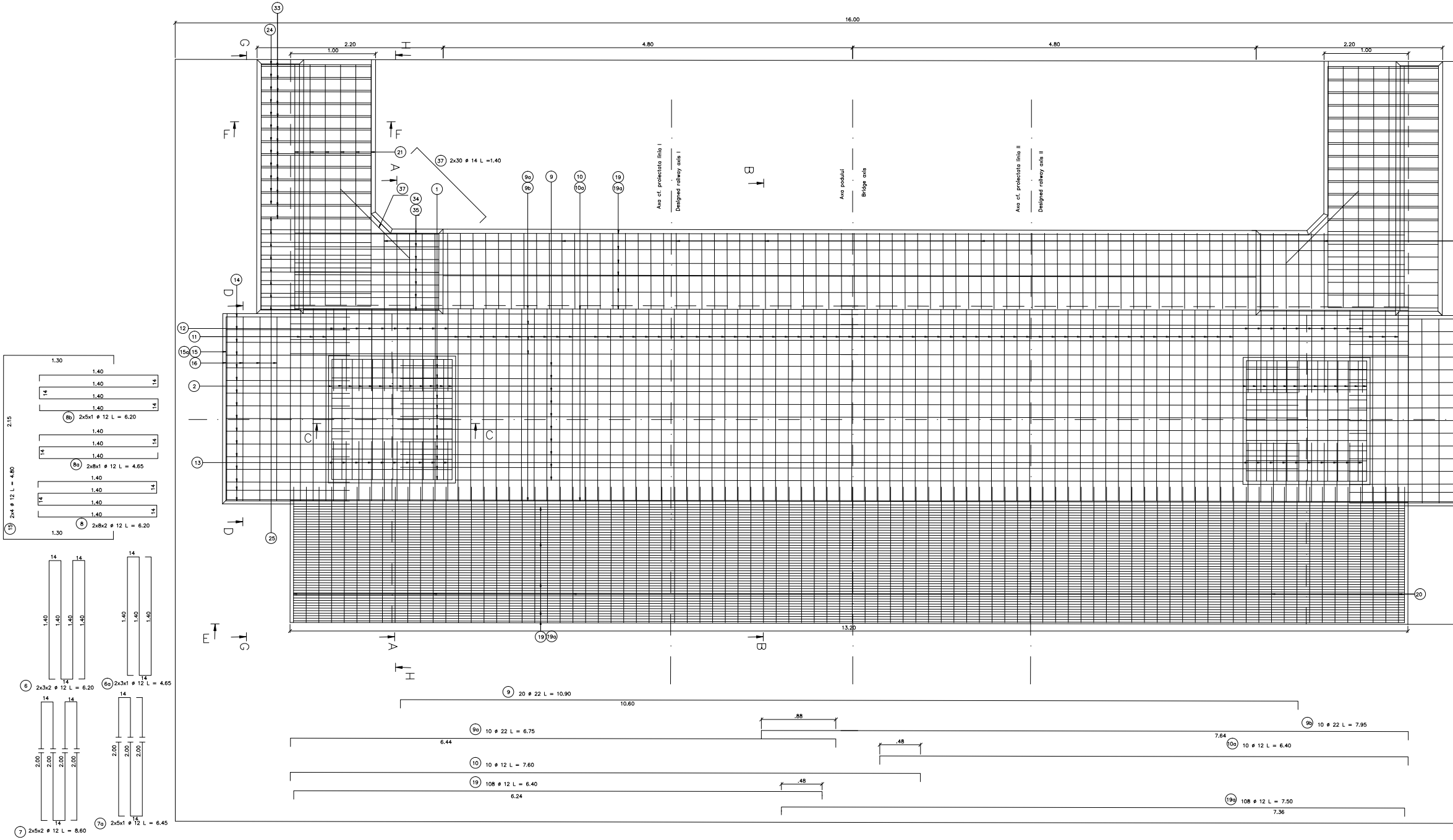
16.00
2.20
1.00
4.80
4.80
2.20
1.00
G
H
F
F
A
B
C
C
D
D
E
G
A
B
H
33
24
21
37
2x30 ø 14 L =1.40
37
34
35
1
9a
9b
9
10
10a
19
19a
Axa cf. proiectata linia I
Designed railway axis I
Axa podului
Bridge axis
Axa cf. proiectata linia II
Designed railway axis II
14
12
11
15a
15
16
2
13
25
20
19
19a
13.20
1.30
1.40
14
8b
2x5x1 ø 12 L = 6.20
2.15
8a
2x8x1 ø 12 L = 4.65
15
2x4 ø 12 L = 4.80
8
2x8x2 ø 12 L = 6.20
6
2x3x2 ø 12 L = 6.20
6a
2x3x1 ø 12 L = 4.65
7
2x5x2 ø 12 L = 8.60
7a
2x5x1 ø 12 L = 6.45
2.00
9
20 ø 22 L = 10.90
10.60
.88
9a
10 ø 22 L = 6.75
6.44
9b
10 ø 22 L = 7.95
7.64
.48
10a
10 ø 12 L = 6.40
10
10 ø 12 L = 7.60
19
108 ø 12 L = 6.40
6.24
19a
108 ø 12 L = 7.50
7.36

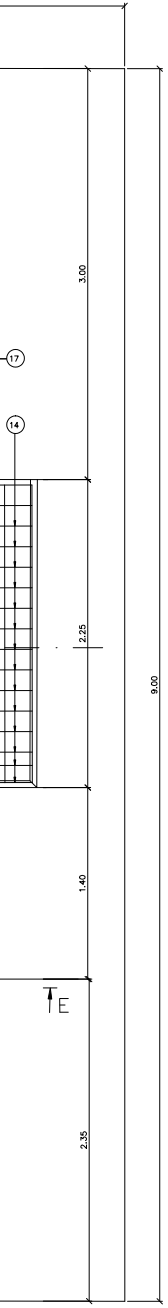
3.00
2.25
1.40
2.35
9.00
17
14
E

VEDERE E–E
E–E VIEW

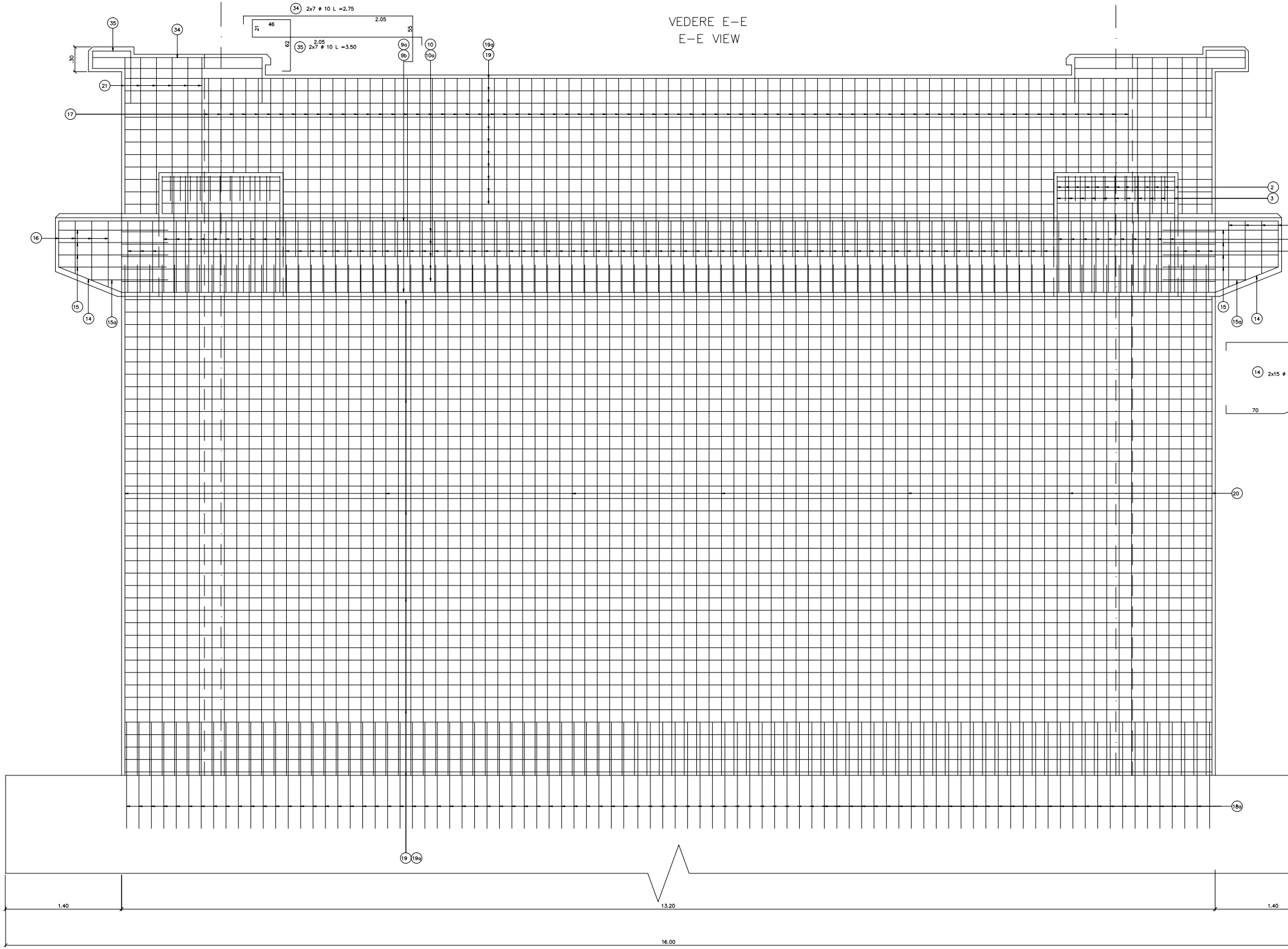
34 2x7 ø 10 L =2.75
2.05
21
46
55
62
2.05
35 2x7 ø 10 L =3.50
35
34
.30
21
17
16
15
14
15a
9a
9b
10
10a
19a
19
2
3
15
15a
14
14 2x15 ø
70
20
18a
19
19a
1.40
13.20
1.40
16.00

16
13
11
1.46
14 L = 3.75
56
82

VEDERE G–G
G–G VIEW

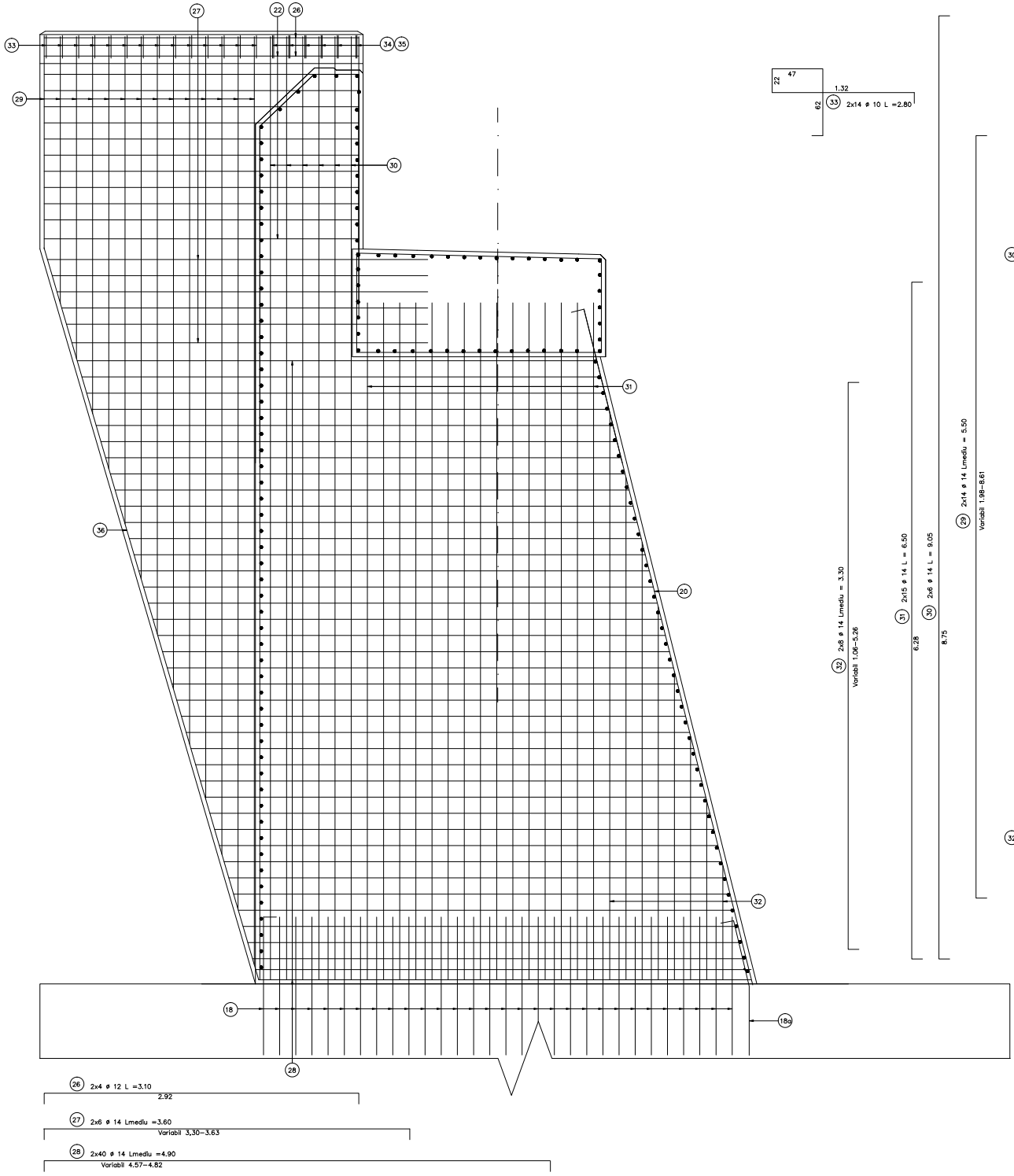
27
22
26
33
34
35
29
30
31
36
20
32
18
18a
28
22
47
1.32
62
33 2x14 ø 10 L =2.80
32 2x8 ø 14 Lmediu = 3.30
Variabil 1.06–5.26
31 2x15 ø 14 L = 6.50
6.28
30 2x6 ø 14 L = 9.05
8.75
29 2x14 ø 14 Lmediu = 5.50
Variabil 1.98–8.61
26 2x4 ø 12 L =3.10
2.92
27 2x6 ø 14 Lmediu =3.60
Variabil 3,30–3.63
28 2x40 ø 14 Lmediu =4.90
Variabil 4.57–4.82

SECTIUNEA F–F
F–F SECTION

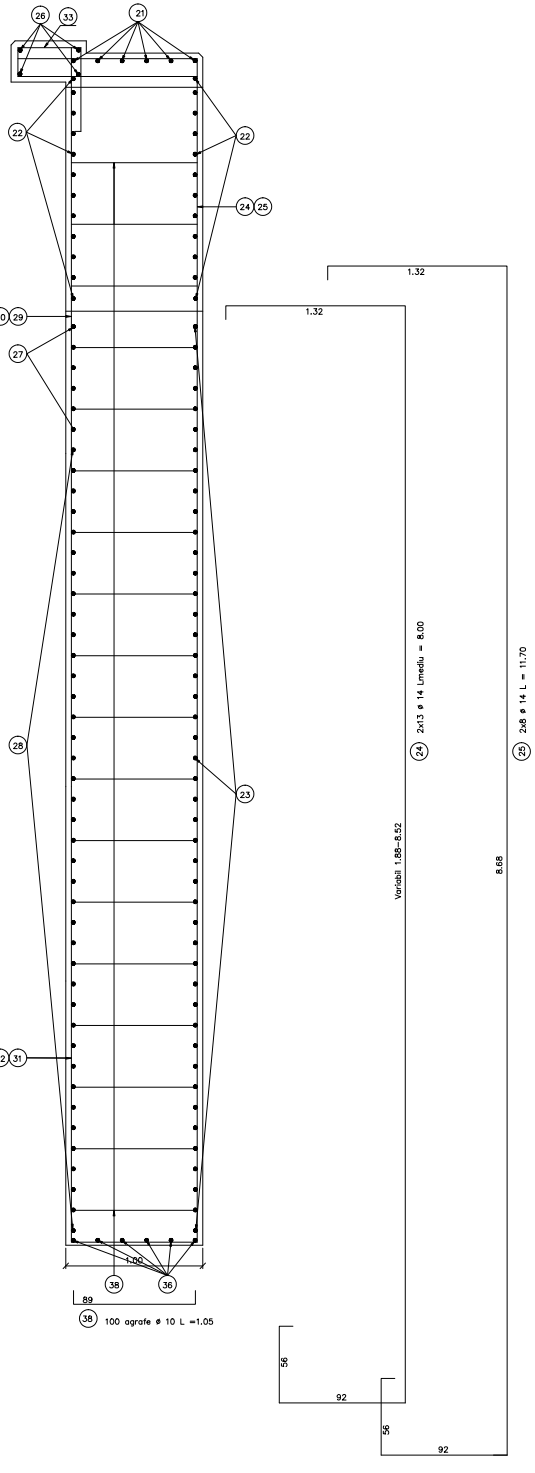
26
33
21
22
22
24
25
30
29
27
28
23
32
31
1.00
38
36
89
38 100 agrafe ø 10 L =1.05
1.32
1.32
24 2x13 ø 14 Lmediu = 8.00
Variabil 1.88–8.52
25 2x8 ø 14 L = 11.70
8.68
56
92
56
92

VEDERE H–H
H–H VIEW

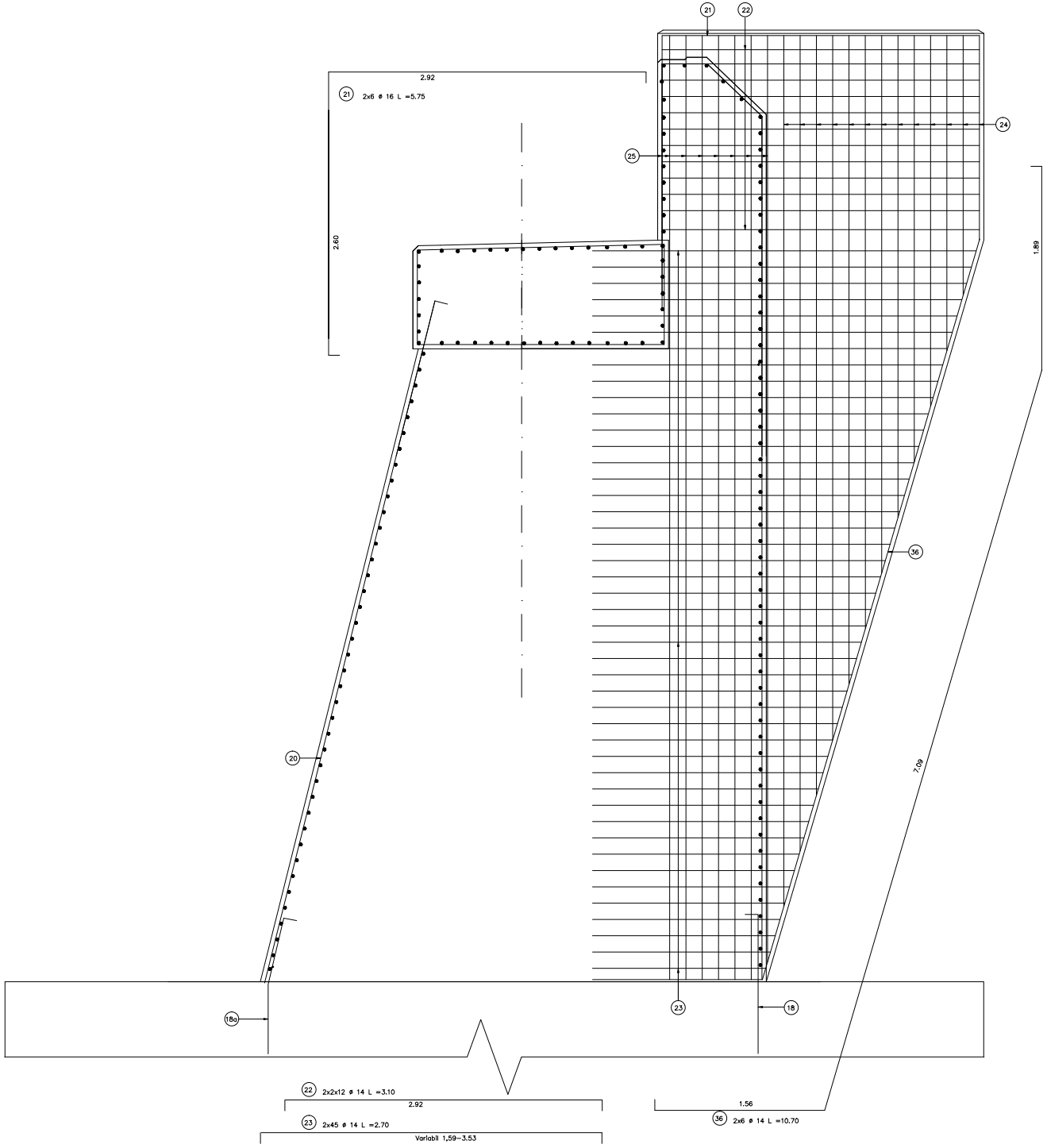
21
22
24
25
36
20
18a
23
18
2.92
21 2x6 ø 16 L =5.75
2.60
1.89
7.09
22 2x2x12 ø 14 L =3.10
2.92
23 2x45 ø 14 L =2.70
Variabil 1,59–3.53
1.56
36 2x6 ø 14 L =10.70

EXTRAS DE ARMARE
REINFORCEMENT TABLE

Marca	Diametrul	Numar bucati asemenea	Lungimea/ bucata	Lungimi/diametre				
				S355			S345	
				ø10mm	ø12mm	ø14mm	ø16mm	ø20mm
1	16	26	2.20				57.20	
2	16	26	2.20				57.20	
3	10	22	5.75	126.5				
4	10	22	5.70	125.4				
5	10	8	1.55	12.4				
6	12	12	6.20		74.4			
6a	12	6	4.65		27.9			
7	12	20	8.60		172			
7a	12	10	6.45		64.5			
8	12	32	6.20		198.4			
8a	12	16	4.65		74.4			
8b	12	10	6.20		62			
9	22	20	10.90					218
9a	22	10	6.75					67.5
9b	22	10	7.95					79.5
10	12	10	7.60		76			
10a	12	10	6.40		64			
11	12	68	6.50		442			
12	10	20	3.00	60				
13	10	20	2.40	48				
14	14	30	3.75			112.5		
15	12	8	4.80		38.40			
15a	12	2	4.20		8.40			
16	10	8	6.00	48				
17	12	75	5.30		397.5			
17a	12	75	6.80		510			
18	16	154	1.40				215.6	
18a	16	90	1.40				126	
19	12	108	6.40		691.2			
19a	12	108	7.50		810			
20	12	90	6.60		594			
21	16	12	5.75				69	
22	14	48	3.10			148.8		
23	14	90	2.70			243		
24	14	26	8			208		
25	14	16	11.7			187.2		
26	12	8	3.10		24.8			
27	14	12	3.60			43.2		
28	14	80	4.90			392		
29	14	28	5.50			154		
30	14	12	9.05			108.6		
31	14	30	6.50			195		
32	14	16	3.30			52.8		
33	10	28	2.80	78.4				
34	10	14	2.75	38.5				
35	10	14	3.50	49				
36	14	12	10.7			128.4		
37	14	60	1.40			84		
38	10	100	1.05	105				
Lungimea / diametre (m)				691.2	3520.2	2057.5	525	365
Greutatea/m (kg/m)				0.617	0.888	1.208	1.578	2.990
Greutatea/diametre (kg)				426.47	3125.94	2485.46	828.45	1091.35
Greutatea totala (kg)				7957,67				
Greutatea rotunjita (kg)				7960				

Greutatea rotunjita pentru 2 culei (kg) =15 920

Beton armat/Reinforced concrete:	– C35/45 bancheta, zid de garda/ bench,wall guard – C25/30 elevatie, ziduri intoarse/ elevation, reverted walls
Armatura / reinforcement:	–S355 (PC 52; ø10–ø14) –S345 (PC 52; ø16)
Strat de acoperire/concrete cover	– min. 4cm expunere in aer/air exposed

NOTA/NOTE

Pentru mentinerea pozitiei corecte in timpul betonarii, se vor monta distantieri minim 4buc./m². Distantierii trebuie legati cu sarma de carcasa de armatura.

In order to maintain the correct position during concreting, minimum 4pcs./m² distance pieces shall be mounted. The distance pieces shall be connected to the reinforcing framework, using wire.

Se interzice copierea, difuzarea, imprumutarea sau utilizarea in alte scopuri, fara permisiunea AREX Lider Company ca proprietar al desenului.
This drawing is forbidden to be copied, lent or used in other purposes than those previously approved by AREX Lider Company as its owner.

Indice Index	Data Date	Modificare Modification/Revision	Proiectant Designer	Aprobat Consultant Approved Consultant	Aprobat CFR Approved CFR
D					
C					
B					
A					

GUVERNUL ROMANIEI
ROMANIAN GOVERNMENT

PROIECT FINANŢAT DE UNIUNEA EUR
EUROPEAN UNION FINANCED P

CLIENT / CLIENT

C.N.C.F. "C.F.R." - S.A.

ITALFERR GRUPPO FERROVIE DELLO STATO Joint Venture leader

Scott Wilson

OBERMEYER PLANEN + BERATEN GmbH

TECNIC Consulting Engineers

CONSULTANT / CONSULTANT

			Data Date	Semnătură Signature
Aprobat Approved	Şef proiect Project manager	R. Liuzza		
Aprobat Approved	Coordonator Secţiune 1 Section 1 Coordinator	C. Gambelli		
Verificat Checked	Expert Cheie Checking Expert	V. Kallidromitis		VK

SUBCONTRACTANT / SUBCONTRACTOR

AREX Lider COMPANY

Aprobat Approved	Responsabil Subconsultant Subconsultant Responsible	A.Stanciu - Dinulescu	02.2012	
Întocmit Elaborated	Proiectant Designer	Constantin Miculete	02.2012	

Reabilitarea liniei de cale ferata Brasov - Simeria, parte componentă a coridorului IV Pan European, pentru circulaţia trenurilor cu viteza maximă de 160 km/h,
Tronsonul : Brasov - Sighisoara
Rehabilitation of the railway line Brasov - Simeria, component Part of the IV Pan-European Corridor, for the trains circulation with maximum speed of 160 km/h,
Section : Brasov - Sighisoara

Proiect/Project
2004/RO/16/P/PA/003

Faza / Phase:
D.E. / E.D.

Denumire desen / Drawing Title :

POD/BRIDGE Km.269+868,472 L=45.00m

PLAN ARMARE CULEI CALE DUBLA
ABUTMENTS REINFORCEMENT DOUBLE RAILWAY TRACK

Codificare / Codification System

Scara / Scale 1:20

LOT / LOT

Nr. / No 01 / 01

E A 5 1 0 1 E 1 6 B C P V 0 4 1 2 0 0 7 0

594 X 4005