SECTIUNE TRANSVERSALA A–A
Scara 1:20

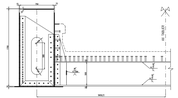

VEDERE IN PLAN B–B
Scara 1:20

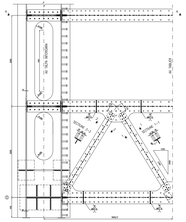

LEGENDA SURUBURILOR
Surub 8* din ONYX CSP 8x140M10-2.0050, ga 10.9
Surub 8* din ONYX CSP 8x140M10-2.0050 HV-BOM
Nr. 1 NOTA: Forma de prezentare km=0.5 SMM
Metoda de strangere ga 8 etapii si controlul cu Chei dinamometrice

SIMBOL – LEGEND
Surub 8* din ONYX CSP 8x140M10-2.0050, clasa 10.9
Surub 8* din ONYX CSP 8x140M10-2.0050 HV-BOM
NOTA: For presenting effort km=0.5 SMM
Method of tightening using dynamometric wrenches and ONYX BOM-for part 10.9

ASIGURARI
Surub 8* – MONEL 410 ga 10.9 DIN 6914 CSR EN 14399-3:2005
Piulita hexagonala M8, MONEL 410 ga 10.9 DIN 6915 CSR EN 14399-3:2005
Piulita hexagonala M20, MONEL ga 10.9 DIN 6915 CSR EN 14399-3:2005
Saiba 20x32 ga 10.9 DIN 6916 CSR EN 14399-6:2005
Saiba 20x37 ga 10.9 DIN 6917 CSR EN 14399-6:2005
Se vor utiliza si solutiile cu Aluminiu

ASIGURARI
Surub 8* – MONEL 410 ga 10.9 DIN 6914 CSR EN 14399-3:2005
Piulita hexagonala M8, MONEL 410 ga 10.9 DIN 6915 CSR EN 14399-3:2005
Hexagonal nut M20, MONEL ga 10.9 DIN 6915 CSR EN 14399-3:2005
Washer 20x32 MONEL ga 10.9 DIN 6916 CSR EN 14399-6:2005
The solution to be created with Hexagonal shell nut
Combo with aluminium

MATERIALE
ELIP-OT ZYNC 5355-88 structura de rezistenta
SUDURA DE ZIS 10320-2:2004 distanjeri, bentiunga and tea
SUDURA DE ZIS 10320-2:2004 profile metalice

MATERIALS
ELIP-OT ZYNC 5355-88 safety structure
SUDURA DE ZIS 10320-2:2004 distanjeri, bentiunga and tea
SUDURA DE ZIS 10320-2:2004 metal section

CONVOIUL DE CALCUL LM 71 si SW/2

STANDARD TRAIN SET LM 71 si SW/2

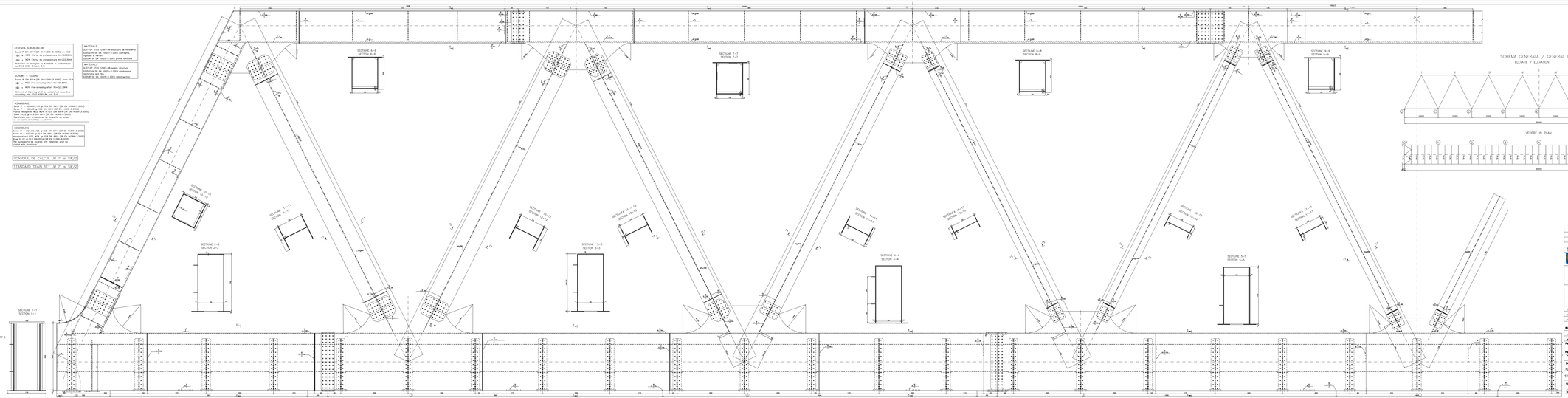

SCHEMA GENERALA / GENERAL DISPOSITION
ELEVATIE / ELEVATION

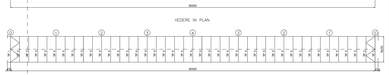

The information, materials, drawings, specifications and other documents and data contained herein are the property of the Romanian Government. This document is furnished to the recipient, with the understanding that it will not be used for any purpose other than that for which it is specifically furnished.

A					
B					
C					
D					
Revizia / Revision	Data / Date	Modificat / Modified by	Verificat / Checked by	Aprobat / Approved by	Semnatura / Signature

MINISTERUL ROMANIEI
ROMANIAN GOVERNMENT

PROIECT FINANTAT DE UNIUNEA EUROPEANA
EUROPEAN UNION FINANCED PROJECT

C.N.C.F. "C.F.R." - S.A.

CLIENT / CLIENT

Mazarin
Mazarin Romania

OBERMEYER
OBERMEYER - Romania

TECHNIC
Stefan Popescu

CONSULTANT / CONSULTANT

Director	Ing. Cristian Ionescu			
Director	Ing. Ion Ionescu	M. Ionescu	05.2012	
Verificator Verificator	Ing. Constantin Stefanescu	C. Constantin	05.2012	
Verificator Verificator	Ing. Ioan Cazacu	V. Valentin	05.2012	
Proiectant Designer	Ing. Valentin Vasile			

SUBCONTRACTANT / SUBCONTRACTOR

Subcontractor Subcontractor	Societatea Comerciala "Grivimex" S.A.	A.Stancu - Dinamica	05.2012	
Proiectant Designer	Societatea Comerciala "Grivimex" S.A.	Cristina Vasile	05.2012	

Reabilitarea liniei cu calea ferata Braşov - Simeria, parte componenta a coridorului IV Paneuropean - etapa a II-a, subetapa a II-a, sectiunea de linie curenta

Rehabilitation of the railway line Braşov - Simeria, component part of the V Pan-European Corridor, 1st Stage, 2nd substage, section of line in open line

Proiectant / Designer: Grivimex - Bucuresti

Faza / Phase: P Th / T.B.

Denumire desen / Drawing Title /

PLAN GENERAL GRINDA METALICA PENTRU TABLIER GRINDA ZABRELE L=60m W=5.65m

STRUCTURAL/DIMENSIONS OF STEEL BEAM FOR TRUSS BEAM DECK WITH L=60m W=5.65m

Cod/Nume / Classification System	Desen/ Drawing	Scara / Scale	Data / Date
		1:20 1:50	05.2012

| | | | | |