DATE HIDRAULICE:	
–Inălțimea de apă în podet:	h=1.32m
–Perimetrul udat:	P=7.64m
–Aria udată:	A=6.60m²
–Viteza de curgere a apei:	V=3.59m/s

HIDRAULIC DATA:	
–Hydraulic height:	h=1.32m
–Perimeter:	P=7.64m
–surface:	A=6.60m²
–Water flow speed:	V=3.59m/s

NOTA

Numar de elemente prefabricate

–Dale marginale D5	2buc.
–Dale curente D5	34buc.
–Aripi prefabricate A3	2buc.
–Aripi prefabricate A2	2buc.
–Cervoiti L2	36cuc.

NOTE

Number of precast section

–Standard slab D4	2pcs.
–Edge slab D4	34pcs.
–Prefabricated wings A3	2pcs.
–Prefabricated wings A2	2pcs.
–L2 elevation	36pcs.

SECTIUNE LONGITUDINALA A-A/
LONGITUDINAL SECTION A-A
scara 1:100

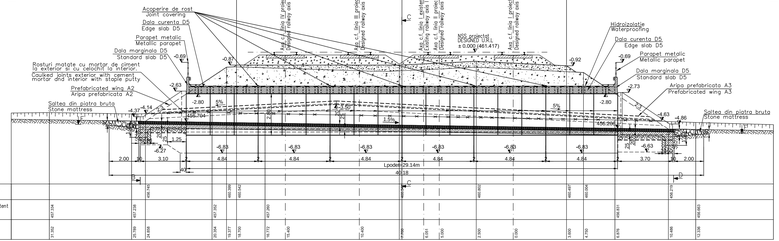

VEDERE IN PLAN E-E
E-E PLAN VIEW
scara 1:100



LEGENDA BETOANELOR
CONCRETE LIST

	Beton armat in elementele prefabricate Reinforced concrete in the prefabricated elements C25/30–C30 X/A–S3;D–(XC4+XF3+XA1)–A/C=0,50–Dmax 22–Cl 0.20
	Beton simplu in fundatia elementelor prefabricate si aripilor Plain concrete in the prefabricated elements and wings C25/30–C30 X/A–S3; D–(XF1)–A/C=0,50–Dmax 32–Cl 0.20
	Beton simplu de pantaloni si plinten si in rigola drenului Plain concrete slope and spur the gutter drain C 20/30–C30 X/A–S3; D–(XC4+XF3+XA1)–A/C=0,50–Dmax 32–Cl 0.20

SECTIUNE B-B
B-B SECTION
scara 1:100

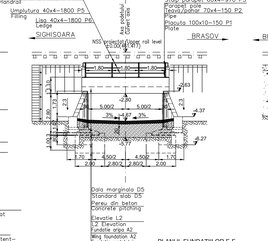

SECTIUNE C-C
C-C SECTION
scara 1:100

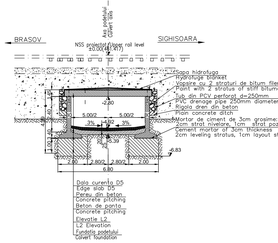

SECTIUNE D-D
D-D SECTION
scara 1:100

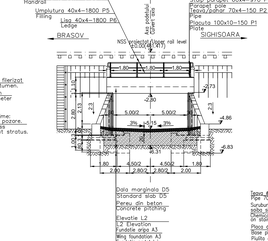

DETALIU PARAPET
Scara 1:25

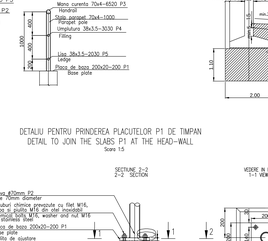

DETALIU „A" FUNDATII INDEPENDENTE
„A" DETAIL INDEPENDENT FOUNDATIONS
Sc 1:50

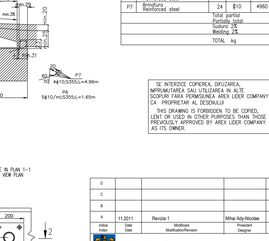

Extras armatura / Statement reinforcing

P6	Armatura Reinforced steel	145	Ø10	1650	0.617	1.018	147.61
P7	Armatura Reinforced steel	24	Ø10	4960	0.617	4.022	96.53
						Total partial Partiala total	244.14
						Sudura 2% Welding 2%	4.88
						TOTAL kg	249.02

SE INTERDICE COPIEREA, DIFUZAREA, IMPRIMATAREA SI UTILIZAREA IN ALTE SCOPURI FARA PERMISUNEA AREI LIDER COMPANY CA PROPRIETATE AL DESENULUI

THIS DRAWING IS FORBIDDEN TO BE COPIED, LENT OR USED IN OTHER PURPOSES THAN THOSE PREVIOUSLY APPROVED BY AREX LIDER COMPANY AS ITS OWNER.

NOTA:

1. Proiectul plan s-a intocmit pe baza urmatoarelor date:
–ridicari de situatie
–profil in lung
–profil transversal
–date hidrologice
–date civile pe teren
2.Podetul proiectat de 5,00 m lumina are suprastructura alcatuita din dale prefabricate P1.
Supraterasamentele au inaltimea de 7,00 m deasfel din elemente prefabricate L2 si fundatii independente.
Podetul corespunde la convoiele de catatul UIC (SM71 si SW/2).
3. Rezemarea podetului cu terasamentul si cu tronul
realizeaza prin aripi prefabricate A2
– in zona cu aripi prefabricate A3
4. La executia si ver ificarea lucrarilor se va respecta prevederile din "Normativ privind executia si controlul calitatii lucrarilor de beton, beton armat si beton precomprimat/series 1"Productiera betoniaj , indicativ NE 012/1-2001 si "Normativ pentru productiera betoniaj si executiera lucrarilor de beton, beton armat si beton precomprimat/ver ificarea calitatii lucrarilor de beton, indicativ NE 012/2-2002,ver ificarea calitatii lucrarilor si incercarilor ter se ale unor contrum normativele CSA-1985.
5. Se va ver ifica la fiecare obiectiv in parte
intre situatia existenta pe teren si cea din proiect se
vor gasiti proiectarea.
6. Podetul se va executa cu rezistenta in categoria de importanta II (constructi de importanta deosebita), modelul I, de exploatare a calitatii si clasa de importanta B, conform NE 1NE/91.
7. Pe durata de exploatare se va respecta prevederile din Normativ NE A2 B2-3; D2-3.
8. Se ataseaza si mod deosebit atentie asupra obligatiilor
rezemari ulvenilor prefabricate pe blocul de fundatie prin
intermediul unei strat de mortar de cimenti pentru a se realiza
un contact perfect pe toata suprafata intre blocul prefabricatului
si fundatia.Se interzice rezemarea directa fara strat de mortar de cimenti.

NOTE:

1. This plan has been drawn up based on the following data:
–topo sign Plan
–Longitudinal Profile
–Cross Section Profile
–hydrologic determination
–Field Data
2. The new culvert, 5.00m span shall be carried out using prefabricated elements in superstructure 25 deep and prefabricated L2 in foundation independent foundations.
The culvert corresponds to the UIC determination convoys (UA71 and SW/2).
3. The culverts shall be connected to the embankment
and the tron
– unstream using prefabricated wings, type A2,
downstream using prefabricated wings, type A3.
4. In the execution and ver ification of the provisions of "Practice code
the concrete production and works execution, reinforced and pre–stressed
concrete,Part 1: Practice code for concrete production" NE 012/1–2001
and "Code for the ver ification of the quality of concrete, reinforced
reinforced and pre–stressed concrete, Series 1"Productiera betoniaj , indicative
works" NE 012/2–2002, and the quality and the reception of the works
CSA–1985 regulations, the quality of the concrete.
5. If during the execution, discrepancies are found
between the existing situation on site and the
situation stated in the project, the designer will be
notified.
6. The construction has been classified in B category of importance
(high important constructions), model I, regarding the quality and
class of importance B according to C.O. 786/91.
7. During the exploitation period, in order to comply with
the AE B2-3; D2-3 requirements.
8. Particular attention is drawn on binding prefabricated elevations
settlement on block foundation through a layer of cement mortar
to achieve a perfect contact over the entire surface between precast
element and base.Propping is prohibited without direct layer of
cement mortar.

MATERIAL METALIC PENTRU CONFECTIONAREA PARAPETULUI PODETULUI
THE METALLIC MATERIAL TO BUILD PARAPET OF CULVERT

Poz. Piece	Denumirea materialului Documentation of the material Dc EN 10025 – S235 JR	Buc.	Sectiune Section	Lung. Long. (mm)	Sectiune/Section kg/m	kg/buc	kg
P1	Placuta prindere Damping plate	8	100x10	150	7.85	1.18	9.44
P2	Stalp parapet EN 10297 – E270 Parapet pole	6	60x4	970	5.52	5.36	42.88
P3	Mana curenta EN 10297 – E270 Handrail	2	60x4	6150	5.52	33.95	67.90
P4	Umplutura EN 10058 Filling	6	40x4	1800	3.35	6.03	36.18
P5	Lisa EN 10058 Ledge	6	40x4	1800	3.35	6.03	36.18
						Total partial Partiala total	192.58
						Sudura 2% Welding 2%	3.85
						TOTAL kg	196.43

Indice Index	Data Date	Modificare Modification/Revision	Aprobat Approved	Aprobat Approved	Aprobat CFR Approved CFR
0					
C					
B					
A	11.2011	Revizie 1	Mihai Ady-Nicolae		

GUVERNUL ROMANIEI
UKRAINIAN GOVERNMENT

PROIECT FINANTAT DE UNIUNEA EUROPEANA
EUROPEAN UNION FINANCED PROJECT

C.N.C.F. "C.F.R." - S.A.

CLIENT / CLIENT

ITALFERR Gruppo Ferrovie dello Stato
Joint Venture leader
Deloitte. Consulting
OBERMEYER PLANEN + BERATEN GMBH
TECNIC Consulting

CONSULTANT / CONSULTANT

			Data Date	Semnat Sign. Signature
Aprobat Approved	Project manager	R. Liuzza		
Aprobat Approved	Deputy Project Manager / Leader Consultant	C. Gardelli		
Verificat Checked	Expert Drew / Checking Leader	V.Kalitromilis		

SUBCONTRACTANT / SUBCONTRACTOR

Aprobat Approved	Responsabil Subcontractor Subcontractor responsible	A.Dinescu Stanciu	06.2011	
Elaborat Elaborated	Desenat Designer	Mihai Ady-Nicolae	06.2011	

Reabilitarea liniei de cale ferata Brasov - Simeria, parte componenta, a coridorului IV Pan-European, pentru circulatie de trenuri cu viteza maxima de 160 km/h.
Brasov - Sighisoara
Rehabilitation of the railway line Brasov - Simeria, component Part of the IV Pan-European Corridor, for the trains circulation with maximum speed of 160 km/h,
Section : Brasov - Sighisoara

Proiect/Project
2004/RO/16/P/PA/003
Faza / Phase:
P Th. / T.D.

Tronsonul :

Denumire desen / Drawing Title :

HALTA DE MISCARE CATA / CATA HALT THE MOUVEMENT
PODET DS - KM 236+194.158 / KM 236+194.158 - CULVERT D5
DISPOZITIE GENERALA / GENERAL DISPOSITION

Codificare / Codification System: E A S 1 0 1 C 1 3 P A P 0 0 4 0 1 0 0 2 1

Scara / Scale 1:100 | LOT / LOT | Nr. / No. 01.01