SECTIUNE LONGITUDINALA A-A
A-A LONGITUDINAL SECTION
scara 1:100

FORAJ Nr. : 1Pv+D3
DRILL No. : 1Pv+D3

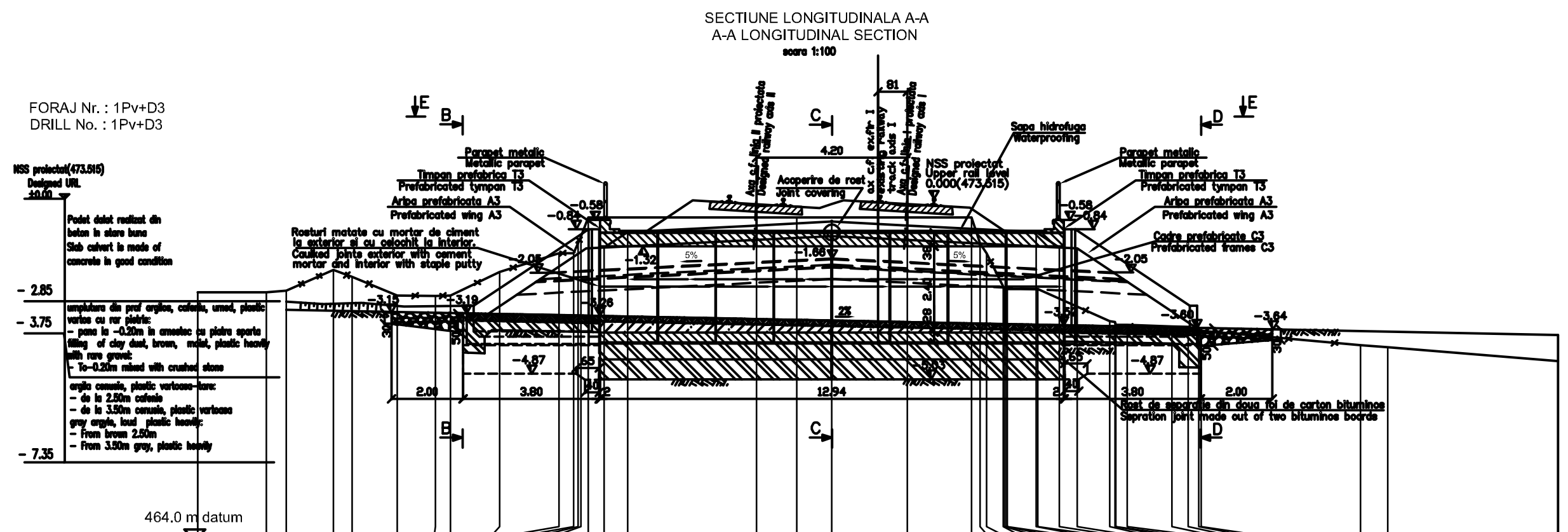

Distance	Ground	Subgrade
19.794	470.907	
17.881	470.907	
17.324	470.961	
16.005	471.538	
15.490	471.339	
14.225	470.822	
13.162	470.811	
12.746	470.819	
11.375	471.474	
9.709	472.000	
9.310	472.000	
9.181		472.289
9.106	472.460	
8.896	473.000	
8.451		472.161
7.802		472.594
4.202		472.774
3.075	473.000	
2.101		472.879
0.000		472.774
1.803	473.000	
2.040	472.270	
2.213	472.000	
2.678	471.065	
2.710	471.000	
2.745	471.000	
2.801	471.000	
3.600		472.594
3.641	471.000	
4.249		472.161
4.749		472.136
5.652	470.107	
5.798	470.084	
5.824	470.002	
6.137	470.000	
7.390	469.954	
7.843	469.942	
8.142	469.840	
8.201		469.835
12.651	469.435	
13.409	469.382	
18.139	468.992	

SECTIUNE B-B
B-B SECTION
scara 1:100

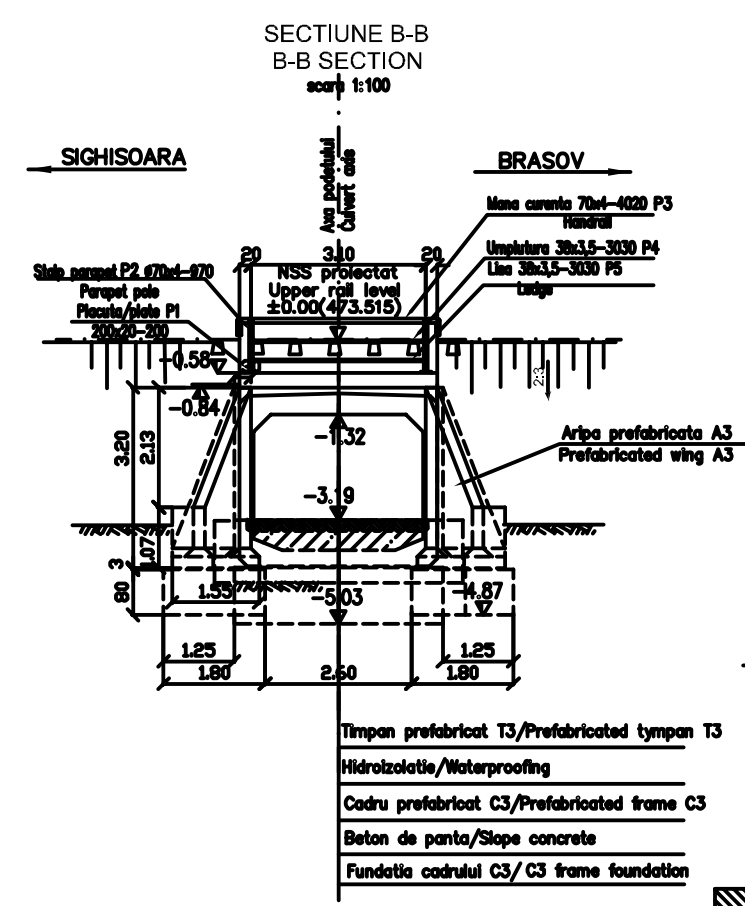

SECTIUNE TRANSVERSALA C-C
CROSS SECTION C-C
scara 1:100

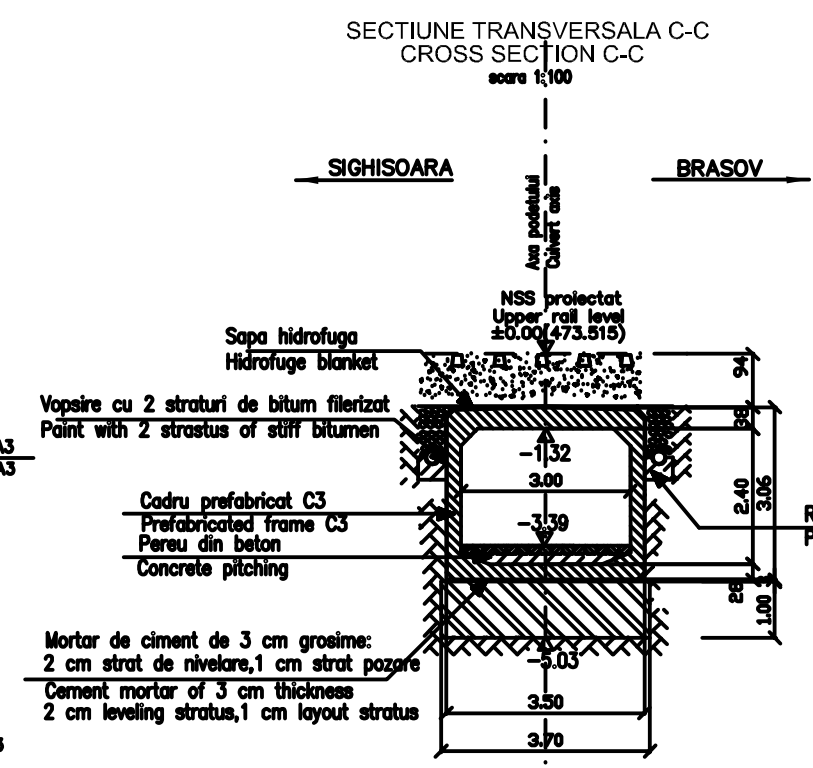

SECTIUNE D-D
D-D SECTION
scara 1:100

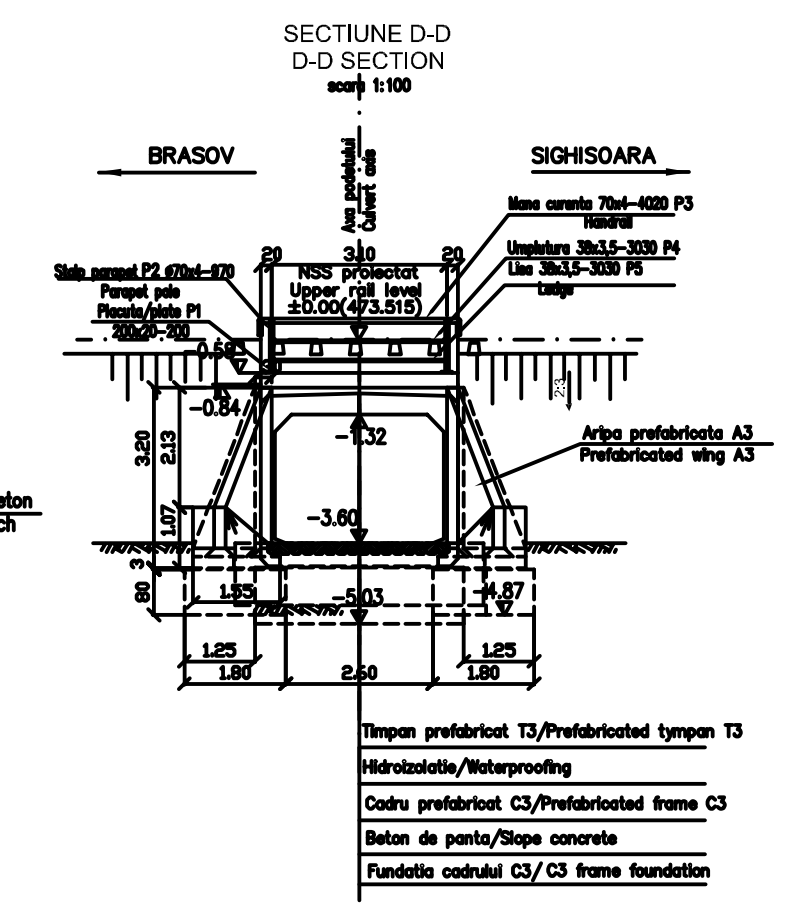

LEGENDA BETOANELOR
CONCRETE LIST

- –Beton în elemente prefabricate în general (cadre, aripi, timpane,): –Concrete for prefabricated elements generally(frames,wings, tympanas) C 35/45 - CEM II/A - S 32,5 - (XC4+XF3+XA1) - A/C = 0,50 - Dmax22 - Cl 0,20
- –Beton în fundatia podetelor, a elementelor de racordare (aripi, pinteni), în pereu. –Concrete for the foundations of culverts, of connecting elements (wings, breakwaters), in pitching C25/30–CEM II/A–S 32,5–(XF1)–A/C=0,50–Dmax32–Cl0.20
- –Beton în rigola drenurilor, fundatiile sferturilor de con si pentru realizarea stratului suport pentru pereu: –Concrete for the drain gutters, for the foundations of cone quarters and for the support layer of revetment: C 25/30 - CEM II/A - S 32,5 - (XC4+XF3+XA1) - A/C = 0,50 - Dmax32 - Cl 0,20
- –Beton în stratul de protectie a hidroizolatiei: –Concrete for the waterproofing protection layer: C 25/30 - CEM II/A - S 32,5 - (XC4+XF3) - A/C = 0,50 - Dmax16 - Cl 0,20

DETALIU PENTRU PRINDEREA PLACUTELOR P1 DE TIMPAN
DETAIL TO JOIN THE SLABS P1 AT THE TYMPANUM

VEDERE IN PLAN 1-1
1-1 VIEW PLAN

SECTIUNE 2-2
2-2 SECTION

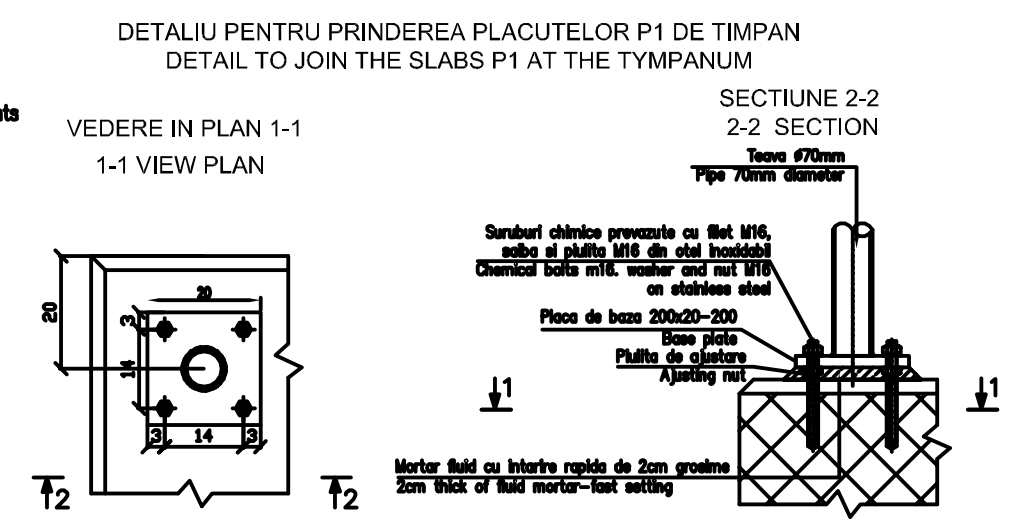

DATE HIDRAULICE:
- –Inaltimea de apa: h=1.06m
- –Perimetrul udat: P=5.12m
- –Aria udata: A=3.18m²
- –Viteza de curgere a apei V=3.22m/s

HIDRAULIC DATA:
- –Hydraulic height: h=1.06m
- –Perimeter: P=5.12m
- –surface: A=3.18m²
- –Water flow speed: V=3.22m/s

VEDERE IN PLAN E-E
E-E PLAN VIEW
scara 1:100

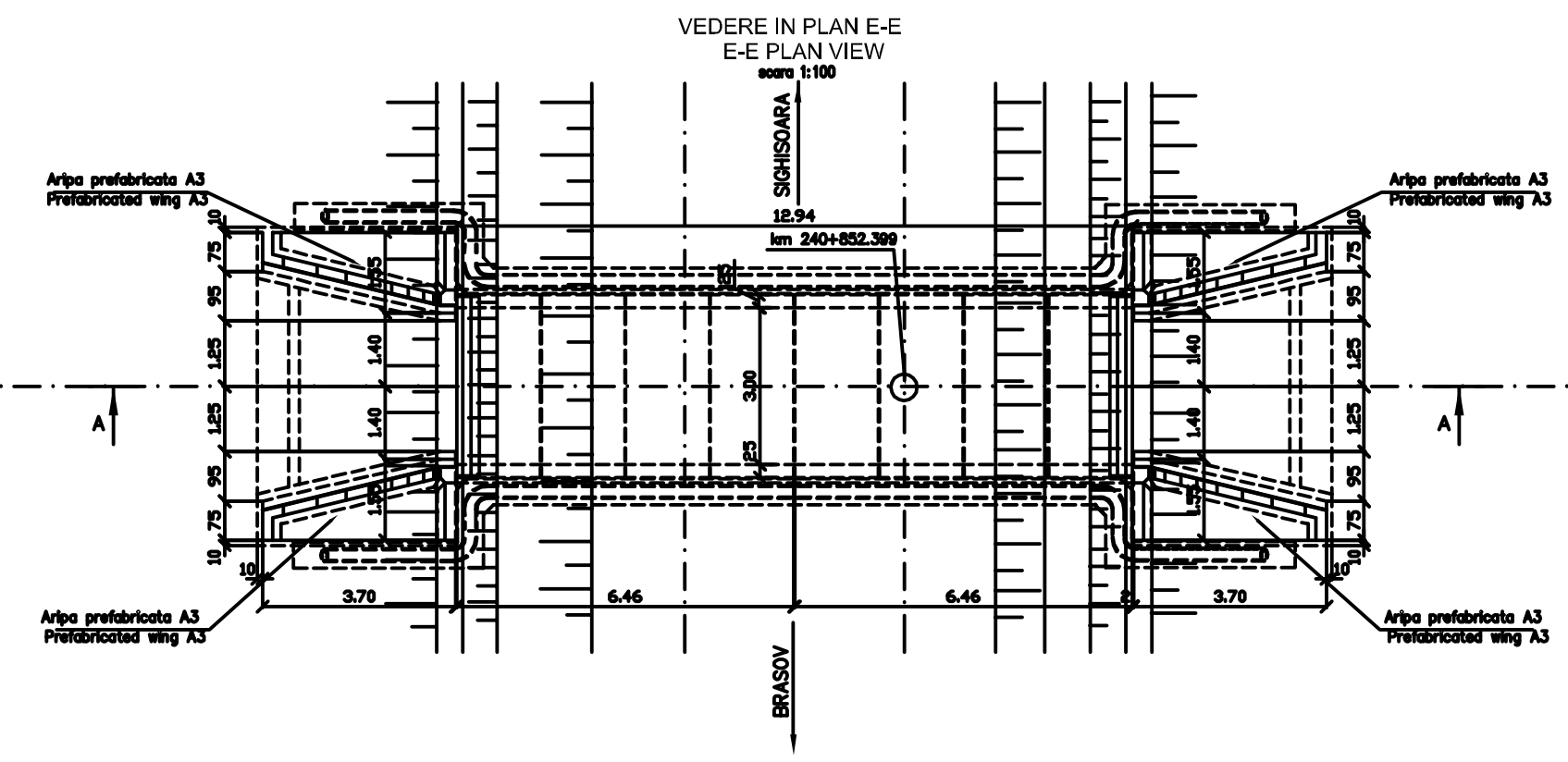

NOTA
Numar de elemente prefabricate
- –Cadre C3 8 buc
- –Aripi prefabricate A3 4 buc
- –Timpane T3 2 buc

NOTE
Number of precast section
- –Prefabricated frames C3 8 pcs
- –Prefabricated wings A3 4 pcs
- –Tympanum T3 4 pcs

VEDERE IN PLAN F-F
F-F PLAN VIEW
scara 1:100

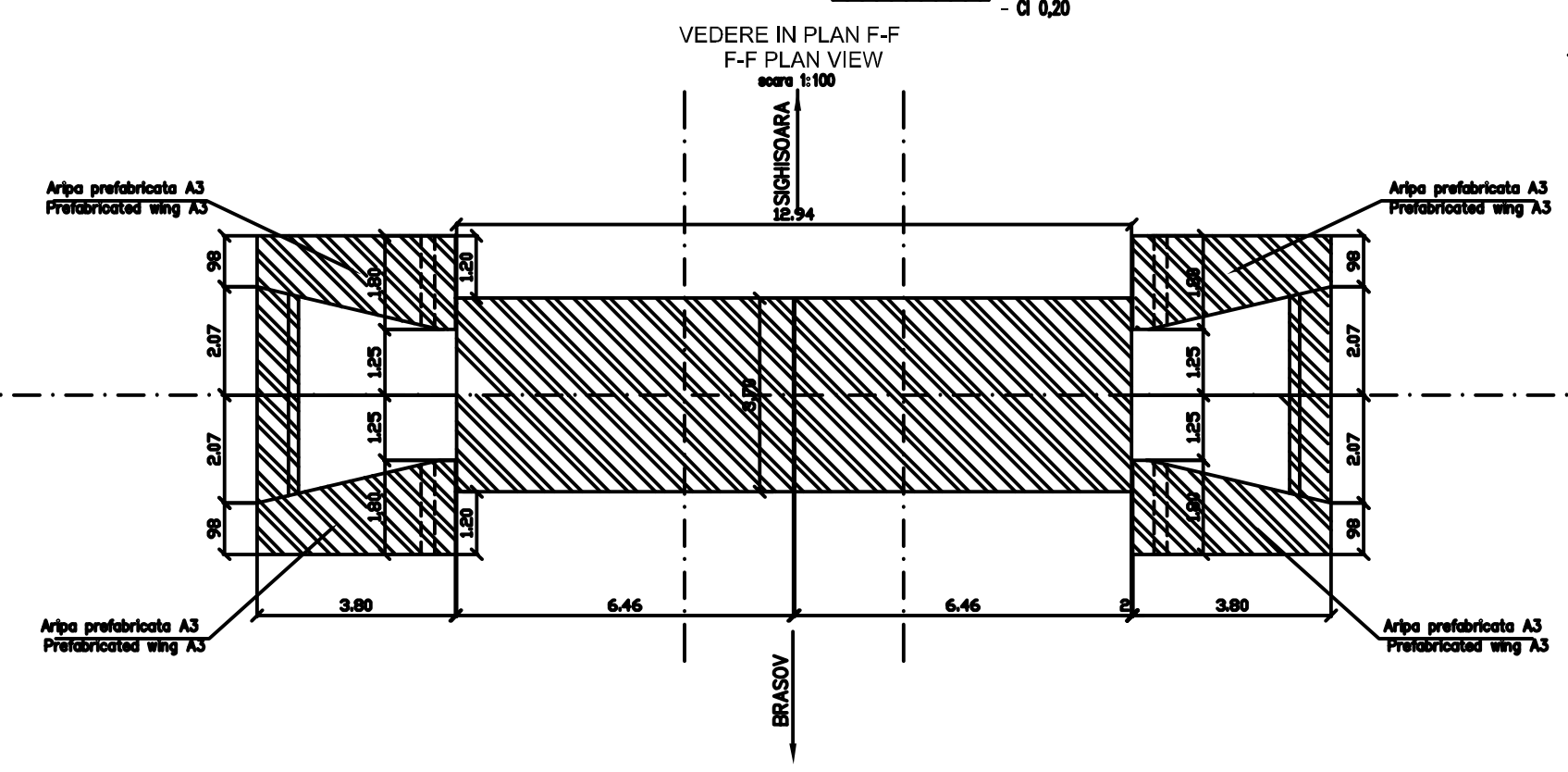

MATERIAL METALIC PENTRU CONFECTIONAREA PARAPETULUI PODETULUI
THE METALLIC MATERIAL TO BUILD PARAPET OF CULVERT

Poz. Piece	Denumirea materialului / The denomination of the material OL EN 10025 – S235 JR	Buc.	Sectiune Section	Lung. Long. (mm)	Sectiune/Section kg/ml	kg/buc	kg
P1	Placuta prindere pahar / Clamping plate	4	200x20	200	31.40	6.28	25.12
P2	Stalp parapet EN 10297 – E275 / Parapet pole	4	70x4	900	6.51	5.86	23.44
P3	Mana curenta EN 10297 – E275 / Handrail	2	70x4	4020	6.51	26.17	52.34
P4	Umplutura EN 10058 / Filling	2	38x3,5	3030	2.98	9.03	18.06
P5	Lisa EN 10058 / Ledge	2	38x3,5	3030	2.98	9.03	18.06
Total partial / Partially total							137.02
Sudura 2% / Welding 2%							2.74
TOTAL kg							140

NOTA:
1. Prezentul plan s–a intocmit pe baza urmatoarelor date:
   - –plan de situatie
   - –profil in lung
   - –profil transversal
   - –fisa podului
   - –calcul hidraulic
   - –date culese pe teren
2. Podetul corespunde la convoaiele de calcul UIC (LM71 si SW/2)
3. La executie se vor respecta cu strictete prevederile din "Normativ pentru producerea betonului si executarea lucrarilor din beton, beton armat si beton precomprimat. Partea 1: Producerea betonului", indicativ NE 012/1–2007 si "Normativ pentru producerea betonului si executarea lucrarilor din beton, beton armat si beton precomprimat. Partea 2: Executarea lucrarilor din beton", indicativ NE 012/2–2010, iar verificarea calitatii lucrarilor si receptionarea lor se va face conform normativului C56–1985.
4. Daca la executie se vor constata neconcordante intre situatia existenta pe teren si cea din proiect se va anunta proiectantul.
5. Constructia se incadreaza in categoria de importanta B (constructii de importanta deosebita), modelul 1 de asigurare a calitatii si clasa de importanta B, conform HG 766/1997.
6. Proiectul va fi verificat la exigentele A4.2; B2.2; D2.2.
7. Se atrage in mod deosebit atentia asupra obligativitatii rezemarii elevatiilor prefabricate pe blocul de fundatie prin intermediul unui strat de mortar de ciment pentru a se realiza un contact perfect pe toata suprafata intre talpa prefabricatului si fundatie. Se interzice rezemarea directa fara strat de moratar de ciment.

NOTE:
1. This plan has been drawn up based on the following data:
   - –Lay–out Plan
   - –Longitudinal Profile
   - –Cross–section Profile
   - –Bridge's File
   - –Hydraulic determination
   - –Field Data
2. The culvert corresponds to the UIC determination convoys (LM71 and SW/2).
3. The execution will strictly comply with the provisions of "Practice code for the concrete production and works execution, reinforced and pre–stressed concrete – Part 1: Practice code for concrete production" NE 012/1–2007 and "Practice code for the concrete production and works execution, reinforced and pre–stressed concrete – Part 2: The execution of concrete works." NE 012/2–2010, and the quality and the reception of the works shall be made accordingly to Norm C 56–1985.
4. If during the execution, discrepancies are found between the existing situation on site and the situation stated in the project, the designer will be noticed.
5. The construction has been classified in B category of importance (high important constructions), model 1–ensuring the quality and class of importance B according to G.O. 766/97.
6. The project will be checked in order to comply with the A4.2; B2.2; D2.2 requirements.
7. Particular attention is drawn on binding prefabricated elevations settlement on block foundation through a layer of cement mortar to achieve a perfect contact over the entire surface between precast and foundation base.Propping is prohibited without direct layer of cement mortar.

Se interzice copierea, difuzarea, imprumutarea sau utilizarea in alte scopuri, fara permisiunea AREX LIDER COMPANY ca proprietar al desenului.
This drawing is forbidden to be copied, lent or used in other purposes than those previously approved by AREX LIDER COMPANY as its owner.

Indice Index	Data Date	Modificare Modification/Revision	Proiectant Designer	Aprobat Consultant Approved Consultant	Aprobat CFR Approved CFR
D					
C					
B					
A	12.2011	Revizia 1	Ionela Ungureanu		

GUVERNUL ROMANIEI / ROMANIAN GOVERNMENT
PROIECT FINANȚAT DE UNIUNEA EUROPEANĂ / EUROPEAN UNION FINANCED PROJECT

CLIENT / CLIENT
C.N.C.F. "C.F.R." - S.A.

ITALFERR – Gruppo Ferrovie dello Stato – Joint Venture leader; Scott Wilson; OBERMEYER Planen + Beraten GmbH; TECNIC Consulting Engineers

CONSULTANT / CONSULTANT

			Data Date	Semnătură Signature
Aprobat Approved	Şef proiect Project manager	R. Liuzza		
Aprobat Approved	Coordonator Secţiune 1 Section 1 Coordinator	C. Gambelli		
Verificat Checked	Expert Cheie Checking Expert	V.Kallidromitis		

SUBCONTRACTANT / SUBCONTRACTOR

Aprobat Approved	Responsabil Subconsultant Subconsultant Responsible	A. Dinulescu Stanciu	09.2011	
Întocmit Elaborated	Proiectant Designer	Ionela Ungureanu	09.2011	

Reabilitarea liniei de cale ferata Braşov - Simeria, parte componentă a coridorului IV Pan European, pentru circulaţia trenurilor cu viteza maximă de 160 km/h, Tronsonul : Braşov - Sighişoara
Rehabilitation of the railway line Braşov - Simeria, component Part of the IV Pan-European Corridor, for the trains circulation with maximum speed of 160 km/h, Section : Braşov - Sighişoara

Proiect/Project 2004/RO/16/P/PA/003
Faza / Phase: P.Th. / T.D.

Denumire desen / Drawing Title :
INTERVAL/SECTION CATA-ARCHITA
PODET km 240+852.399 / DISPOZITIE GENERALA
CULVERT km 240+852.399 / GENERAL LAYOUT

Codificare / Codification System — Scara / Scale 1:100 — LOT / LOT — Nr. / No 01 / 01

EA51 01 C 14 PA PO 04 5 1 002 1