SECTIUNE LONGITUDINALA A-A / LONGITUDINAL SECTION A-A

250 + 821.42

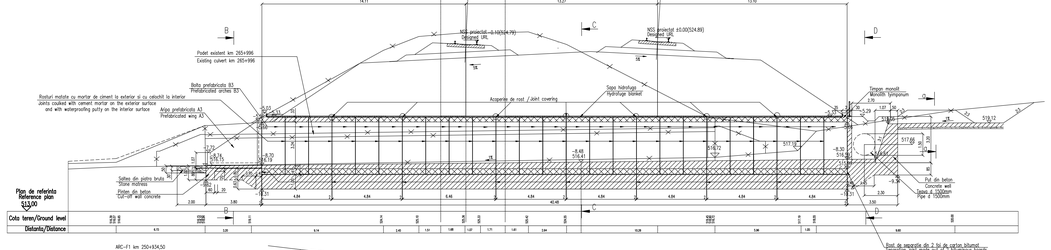

VEDERE DIN AVAL B–B
DOWNSTREAM VIEW B–B

SECTIUNE TRANSVERSALA C–C
CROSS SECTION C–C

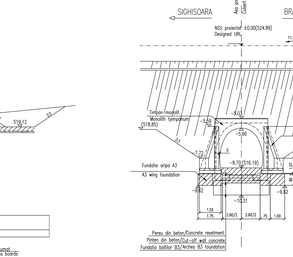

VEDERE DIN AVAL D–D
UPSTREAM VIEW D–D

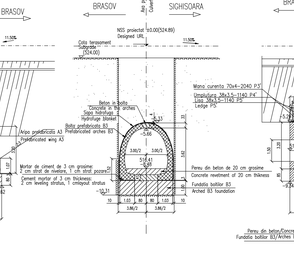

SECTIUNE TRANSVERSALA a–a
CROSS SECTION a–a

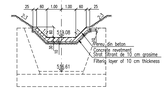

SECTIUNE TRANSVERSALA b–b
CROSS SECTION b–b

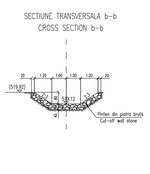

DATE HIDRAULICE	
-Inălţimea de apa în podet:	h=1.19 m
-Perimetrul udat:	P=5.60 m
-Aria udată	A=3.90 mp
-Viteza de curgere apă:	V=3.42 m/s

HYDRAULIC DATA	
-Hydraulic height:	h=1.19 m
-Wet perimeter:	P=5.60 m
-Wet surface:	A=3.90 mp
-Water low speed:	V=3.42 m/s

NOTA	
Numar de elemente prefabricate	
-Bolta prefabricata B3 marginale:	- 4 buc.
-Bolta prefabricata B3 curente:	- 46 buc.
-Aripa prefabricata A3:	- 2 buc.
NOTE:	
Number of precast sections:	
-Prefabricated arched B3 edge:	- 4 pcs.
-Prefabricated arched B3 standard:	-46 pcs.
-Prefabricated wings A3:	- 2 pcs.

DETALIU PENTRU PRINDEREA PLACUTELOR P1 DE TIMPAN
DETAIL TO JOIN THE SLABS P1 AT THE TYMPANUM

Scara 1:5

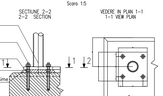

MATERIAL METALIC PENTRU CONFECTIONAREA PARAPETULUI TIMPANULUI

THE METALLIC MATERIAL TO BUILD PARAPET OF TYMPAN

Poziţie Position	Denumirea materialului / The designation of the material ex. EN 10025 – S235 JR	Secţiune Section	Lungime Length (mm)	Secţiune/Section kg/mul	kg/buc	kg	Buc.
P1	Placa de beton / Clamping plate	4	200x20	200	31.40	6.28	25.12
P2	Platbandă / Flat bar	4	70x4	970	8.51	6.32	25.28
P3	Cornier / Angle bar EN 10291 – E275	2	70x4	2240	4.51	13.28	26.60
P4	Profil / Ledge EN 10058	2	38x3,5	1140	2.98	3.40	6.80
P5	Lisa EN 10058 / Lost block	2	38x3,5	1140	2.98	3.40	6.80
					Total partial / Partially total		90.58
					Pierderi 1% / Waste 1%		1.81
					TOTAL, kg		93.00

VEDERE IN PLAN E–E/PLAN VIEW E–E

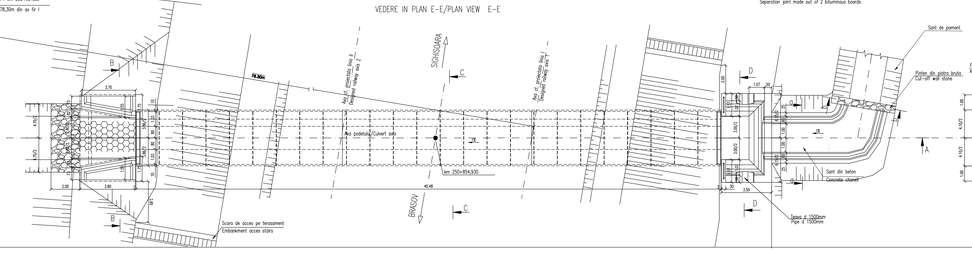

PLAN FUNDATII F–F/FOUNDATIONS PLAN F–F

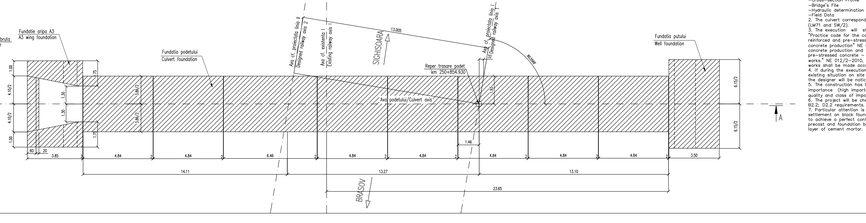

LEGENDA BETOANELOR UTILIZATE LA PODET
LEGEND OF CONCRETES USED FOR CULVERT

- Beton în elementele prefabricate în general (bolţi, aripi)
  Concrete for prefabricated elements generally (arches, wings)
  C35/45 –C0W X/A–S32,5–(XC4–XF3–XA1)–A/D+C30–Dmax 22–Cl 0.20
- Beton în baţe/Concrete in the cradles
  C35/45 –C0W X/A–S32,5–(XC4–XF3–XA1)–A/D+C30–Dmax 22–Cl 0.20
- Beton simplu în fundaţile podului, o elementele de racordare (aripi), în pereţi, perea, pul
  Concrete for the foundation of culvert, of connecting elements (wings), in breakwaters, revetment, well
  C25/30–C0X X/A–S 32,5–(XF1)–A/D+C30–Dmax 32–Cl 0.20
- Beton în straturi de protecţie a hidroizolaţie
  Concrete for waterproofing protection layer
  C25/30–C0X X/A–S 32,5–(XC4-XF3)–A/D+C30–Dmax 16–Cl 0.20

NOTE:

1. This plan has been drawn up based on the following data:
   - Topographic Plan
   - Longitudinal Profile
   - Cross-section Profile
   - Bridge's Fle
   - Hydraulic determination
   - Soil Study
2. The culvert corresponds to the UIC determination concepts (UIC71 and SW/2).
3. The culvert will strictly comply with the provisions of "Practice code for the concrete production and works execution, reinforced and pre-stressed concrete – Part 1: Practice code for the concrete production" and "Practice code for the concrete production and works execution, reinforced and pre-stressed concrete – Part 2: The execution of concrete. Part 3: Conformity of the concrete production and execution of the works shall be made accordingly to Norm U. 04-1985.
4. If during the execution, discrepancies are found between the existing situation on site and the situation shown in the project, the Contractor will inform the Beneficiary.
5. The construction has been classified in B category of importance (high important construction), model 1-ensuring the quality and class of importance B according to G.O. 766/997.
6. The culvert has been designed in order to comply with the A4.2; B2.2; C2.2 requirements.
7. Particular attention is drawn on binding prefabricated elevations with the existing road embankment. Care must be taken in order to achieve a perfect contact over the entire surface between precast and foundation base.Propping is prohibited without direct layer of cement mortar.

NOTA:

1. Prezentul plan a-a intocmit pe baza urmatoarelor date:
   - plan de situatie
   - profil in lung
   - profil transversal
   - fisa podului
   - calcul hidraulic
   - Studiu geotehnic teren
2. Podetul corespunde la convocatele de calcul UIC (LM71 si SW/2)
3. Se va executa se va respecta cu stricteta prevederile din "Normativ pentru producerea betonului si executarea lucrarilor din beton, beton armat si beton precomprimat. Partea I – Producerea betonului", indicativ NE 012/2-2007 si "Normativ pentru producerea betonului si executarea lucrarilor din beton, beton armat si beton precomprimat. Partea a II-a – Executarea lucrarilor din beton", indicativ NE 012/2-2010, se verificarea calitatii lucrarilor si receptionarea lor se va face conform prevederilor din STAS 3001-83.
4. Daca la executie se vor constata neconcordanta intre situatia existenta pe teren si cea din proiect se va anunta Beneficiarul.
5. Constructia se incadreaza in categoria de importanta B (construcţii de importanta deosebita), modelul 1 de asigurare a calitatii si clasei de importanta B conform H.G. 766/997.
6. Proiectul este in verificat in asigurarea A4.2; B2.2; C2.2.
7. Se atrage in mod deosebit atentia asupra obligativitatii respectarii elevatiilor prefabricate pe blocul de fundatie prin intermediul unui strat de mortar de ciment pentru o se realizo contactul perfect pe intreaga suprafata dintre elementele prefabricatului si fundatie. Se interzice rezemarea directa fara strat de mortar de ciment.

Revizia Revision	Data Date	Modificarea Modification/Revision	Proiectat Designer	Aprobat Consultant Approved Consultant	Aprobat CFR Approved CFR
D					
C					
B					
A	12.2011	Revizia 1	Adrin Sabo		

ROMANIA GUVERNUL ROMANIEI / ROMANIAN GOVERNMENT

PROIECT FINANŢAT DE UNIUNEA EUROPEANĂ / EUROPEAN UNION FINANCED PROJECT

C.N.C.F. "C.F.R." - S.A.

CLIENT / CLIENT

CONSULTANT / CONSULTANT

				Date / Data	Semnătura Signature
Aprobat Approved	Project manager Director de proiectare	R. Liuzza			
Aprobat Approved	Section 1 Coordinator Director de proiectare	C. Gambelli			
Verificat Checked	Expert Check Rev Expert	V.Kalikiromitis			

SUBCONTRACTANT / SUBCONTRACTOR

Aprobat Approved	Responsabil Subconsultant Responsible Subcontractor	A. Dinulescu Stanciu	10.2011	
Întocmit Elaborated	Proiectant Designer	Sabo Adrian	10.2011	

Reabilitarea linii de cale ferata Brasov - Simeria, parte componentă a coridorului IV Pan European, pentru creşterea tranzitului cu viteza maximă de 160 km/h.
Tronsonul : Brasov - Sighişoara
Rehabilitation of the railway line Brasov - Simeria, component Part of the IV Pan-European Corridor, for the trains circulation with maximum speed of 160 km/h.
Section : Brasov - Sighisoara

Denumire obiect / Drawing Title :

INTERVAL / SECTION: CATA - ARCHITA
PODET km 250+854,930 - EXPROPIERE GENERALA
CULVERT km250+854,930 - GENERAL LAYOUT

Proiect/Project 2004/RO/16/P/PA/003

Faza / Phase: P.Th. / T.D.

Codificare / Codification System

Scopul / Scale 1:100	Tip desen / Type of drawing	LOT / LOT	Nr / No.	Pl / Sh
E A 5 1 0 1 C	1 4 P A	P O 0 6 2	1 0 0 2	1

Se interzice copierea, difuzarea, imprumutarea sau utilizarea in alte scopuri fara permisiunea AREX LIDER CONFIRMT cu proprietar si detenitor
This drawing is forbidden to be copied, lent or use in other purposes, than those previously approved by AREX LIDER CONFIRMT as owner