NOTA Numar de elemente prefabricate	
-Cadre prefabricate C2:	8buc
-Aripi prefabricate A2:	2buc.
-Timpane prefabricate T2:	2buc

NOTE Number of prefabricated sections	
-Prefabricated frames C2:	8pcs.
-Prefabricated wings A2:	2pcs.
-Head-wall T2:	2pcs.

DATE HIDRAULICE	
-Inaltimea de apacin podet:	h=0.98m
-Panta podet:	P=1.36%
-Rho subire:	h=0.98m
-Viteza de curgere apa:	3.08m/s

HYDRAULIC DATA	
-Hydraulic height:	h=0.98m
-Flumedge:	P=1.36%
-Surface:	1.96m²
-Water flow speed:	h=3.08m/s

LEGENDA BETOANELOR
CONCRETE LIST

Beton armat in elementele prefabricate
Reinforced concrete in the prefabricated elements
C25/30-C28 X/0-S 32,5-IDX4(ER)+A1/0-4/0,50-Dmax22-Cl 0,20

Beton simplu in fundatia elementelor prefabricate /in fundatia aripilor si in fundatia pulului
Plain concrete in the prefabricated elements and foundation and pil foundation
C25/30-C28 X/0-S 32,5(ER)-A1/0-4/0,50-Dmax32-Cl 0,20

Beton simplu de pante si in pilone
Plain concrete for slope and in the pylons
C 20/30-C16 X/0-S 32,5-(RF)-A1/0-4/0,50-Dmax16-Cl 0,20

SECTIUNE LONGITUDINALA A–A / LONGITUDINAL SECTION A–A
Sc 1:100

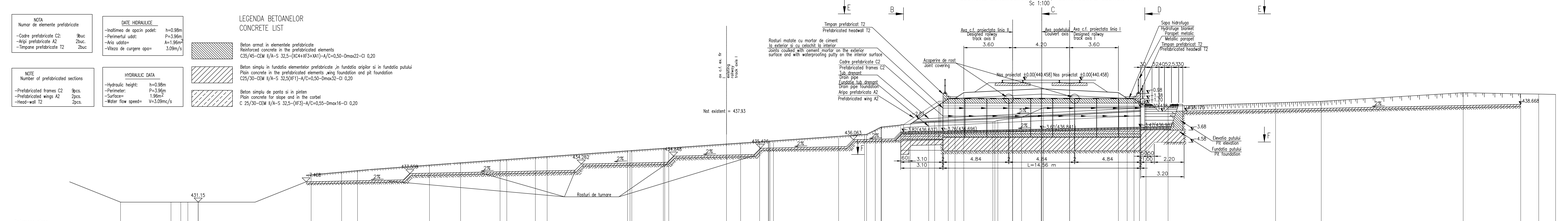

SECTIUNE TRANSVERSALA B–B
CROSS SECTION B–B
scara 1:100

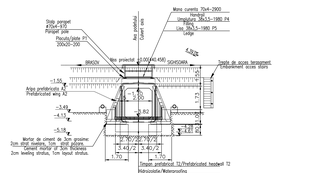

SECTIUNE TRANSVERSALA C–C
CROSS SECTION C–C
scara 1:100

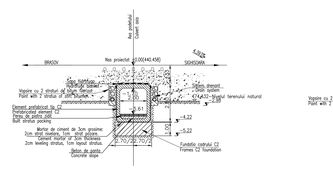

SECTIUNE TRANSVERSALA D–D
CROSS SECTION D–D
scara 1:100

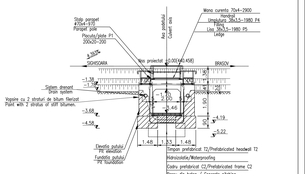

DETALIU PENTRU PRINDEREA PLACUTELOR P1 DE TIMPAN
DETAIL TO JOIN THE SLABS P1 AT THE TYMPANUM
Sc 1:5

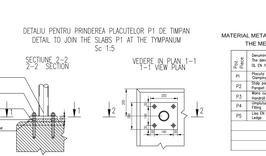

MATERIAL METALIC PENTRU CONFECTIONAREA PARAPETULUI PODETULUI
THE METALLIC MATERIAL TO BUILD PARAPET OF CULVERT

Poz. Pieces	Denumirea materialului / The denomination of the material / DN EN 10025 - 2	Buc.	Sectiune / Section	Lungime / Length (mm)	Sectiune/Section kg/mt	kg/buc	kg
P1	Placute cadere / Clamping plate	4	200x20	200	31.40	6.28	25.12
P2	Stalp pentru DN 102/87 - E275 / Post	4	70x4	970	8.51	6.32	25.28
P3	Bara speciala DN 102/87 - E275 / Special bar	2	70x4	2900	8.51	18.88	37.76
P4	Imparatoare DN 102/88 / Flange	2	38x3.5	1980	2.98	5.90	11.80
P5	Lac DN 102/88 / Ledge	2	38x3.5	1980	2.98	5.90	11.80
					Total partial / Partially total		111.00
					Subtotal 2% / Welding 2%		2.24
					TOTAL kg		115

MATERIAL METALIC PENTRU CONFECTIONAREA PARAPETULUI TIMPANULUI
THE METALLIC MATERIAL TO BUILD PARAPET OF TIMPAN

Poz. Pieces	Denumirea materialului / The denomination of the material / DN EN 10025 - 10255	Buc.	Sectiune / Section	Lungime / Length (mm)	Sectiune/Section kg/mt	kg/buc	kg
P7	Placute cadere / Clamping plate	4+4	200x20	200	31.40	6.28	43.96
P8	Stalp pentru DN 102/87 - E275 / Post	4+2	70x4	970	8.51	8.32	33.92
P9	Bara speciala DN 102/87 - E275 / Special bar	2	70x4	1900	8.51	10.4	21.00
P4	Imparatoare DN 102/88 / Flange	2	38x3.5	700	2.98	2.08	4.20
P5	Lac DN 102/88 / Ledge	2	38x3.5	700	2.98	2.08	4.20
P10	Bara speciala DN 102/87 - E275 / Special bar	1	70x4	4200	8.51	27.34	27.34
P4'	Imparatoare DN 102/88 / Flange	2	38x3.5	1950	2.98	5.81	11.62
P5'	Lac DN 102/88 / Ledge	2	38x3.5	1950	2.98	5.81	11.62
					Total partial / Partially total		155.46
					Subtotal 2% / Welding 2%		3.10
					TOTAL kg		158.00

SECTIUNE TRANSVERSALA k–k/k–k CROSS SECTION
Sc 1:100

VEDERE IN PLAN E–E/ PLAN VIEW E–E
Sc 1:100

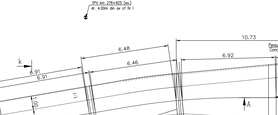

SECTIUNE TRANSVERSALA l–l / CROSS SECTION



PLANUL FUNDATIILOR F–F/ F–F FOUNDATIONS PLAN
Sc 1:100

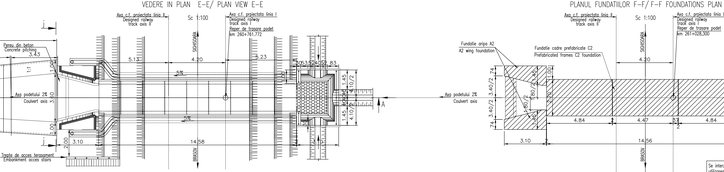

NOTE:

1. This plan has been drawn up based on the following data:
-Longitudinal Profile
-Transversal Profile
-Bridge's Plan
-Hydraulic determination
-Site visit
2. The culvert corresponds to the UIC (Administration convoys (UIC) and SNCF).
3. The execution will strictly comply with the provisions of "Practice code for the execution of concrete, reinforced concrete and prestressed concrete structures" Part 1: Practice code for concrete production" NE 012/1-2002 and "Practice code for the concrete production and works execution, reinforced and pre-stressed concrete" Part 2: Concrete production and execution" NE 012/2-2002 and the current and the regulations in force which shall be made. According to Order 1/ Nr.1393.
4. During the execution, discrepancies are found between the existing situation on site and the situation stated in the project, the designer will be notified.
5. The construction has been classified in II category of importance (high importance constructions), mode 1 meaning the quality and class of importance B according to GD 766/1997.
6. The culvert will be checked in order to comply with the A4.2; B2.2; D2.2 requirements.
7. Special attention is drawn on backing prefabricated elevations settlement on block foundation through a layer of cement mortar
To achieve a perfect contact over the entire surface between precast and foundation block/footings is prohibited without direct layer of cement mortar.

NOTA:

1. Proiectul plan a-a intocmit pe baza urmatoarelor date:
-profil de ansamblu
-profil transversal
-profil longitudinal
-Rau podetului
-Rau drumului
-date cuteze pe teren
2. Podetul corespunde la cerintele de calcul UIC (UIC's or SNCF).
3. Executia va fi strict conform prevederilor "Normativ pentru producerea betonului si executiunea lucrarilor din beton, beton armat si beton precomprimat. Partea 1: Producerea betonului", indicativ NE 012/1-2002 si "Normativ pentru producerea betonului si executiunea lucrarilor din beton, beton armat si beton precomprimat. Partea 2: Executiunea lucrarilor de beton", indicativ NE 012/2-2002, ce verificarea calitatii lucrarilor si recepteierea lor se va face conform prevederilor STAS 3002/2-83.
4. Daca la executie se vor constatata neconcordanta intre situatia existenta pe teren si cea din proiect se va anunta proiectantul.
5. Lucrarea s-a clasat la categoria de importanta II (Constructii de importanta deosebita), mode 1 de asigurare a calitatii si clasa de importanta B, conform HG 766/1997.
6. Podetul va fi verificat pentru a-i asigura A4.2; B2.2; D2.2 requirements.
7. Se atrage o atenie deosebita asupra obligatiunii rezemari elevatiilor prefabricate pe blocul de fundatie prin intermediul unui strat de mortar de cimentare. Se va realizare o aderenta perfecta pe intreaga suprafata a dintre prefabricatele si fundatie, de aceea se interzice rezemarea directa fara strat de mortar de cimentare.

Se interzice copierea sau folosirea planurilor fara acordul scris al firmei Ceter Company.
This drawing is forbidden to be copied ,sent or used in other purposes than those previously approved by Ceter Company.

C				
B				
A	10.2011	Revizie 1	Secu Razvan	
Indice Index	Data Date	Modificare Modification/Revision	Proiectant Designer	Aprobat Certificat Approved Certificate

GUVERNUL ROMANIEI
ROMANIAN GOVERNMENT

PROIECT FINANSAT DE UNIUNEA EUROPEANA
EUROPEAN UNION FINANCED PROJECT

CLIENT / CLIENT

C.N.C.F. "C.F.R." - S.A.

TRAUFER SERVICE SRL
Sisteme de ancorare pentru sisteme de asigurare pentru lucrari subterane

Secoi Vrancea

OBERMEYER PLANEN + BERATEN GMBH

TECNIC Consulting Engineers

CONSULTANT / CONSULTANT

				Date / Data	Semnatura / Signature
Aprobat / Approved	Lid proiect / Project manager	R. Liuzza			
Aprobat / Approved	Coordonator Sef Birou / Coordinator Chief Office	C. Gambetti			
Verificat / Checked	Expert Cheia / Key Expert	V.Kalibrandis			

SUBCONTRACTANT / SUBCONTRACTOR

Aprobat / Approved	Subcontractant Responsabil / Subcontractor Responsible	A. Dimulescu Stanciu	07.2011	
Elaborat / Prepared	Proiectant / Designer	Secu Andrei-Razvan	07.2011	

Reabilitarea liniei de cale ferata Brasov - Simeria, parte componenta, a coridorului IV Pan European, pentru circulatia trenurilor cu viteza maxima de 160 km/h.
Tronsonul - Brasov - Sighisoara
Rehabilitation of the railway line Brasov - Simeria, component Part of the IV Pan-European Corridor, for the trains circulation with maximum speed of 160 km/h,
Section : Brasov - Sighisoara

Proiect/Project
2004ROG16PPAD001

Faza / Phase: P.Th. / T.D.

Denumire desen / Drawing Title :

INTERVAL / SECTION: ARCHITA - VANATORI
PODET km 260+761.772 - DISPOZITIE GENERALA
CULVERT km 260+761.772 - GENERAL DISPOSITION

Codificare / Codification System	Scara / Scale 1:100	LOT / LOT	Nr / No. 36 / 03
E A S I 0 1 0 1 C 1 6 P A P D 0 7 6 1 0 0 2 1			