SECTIUNE LONGITUDINALA A–A
LONGITUDINAL SECTION A–A

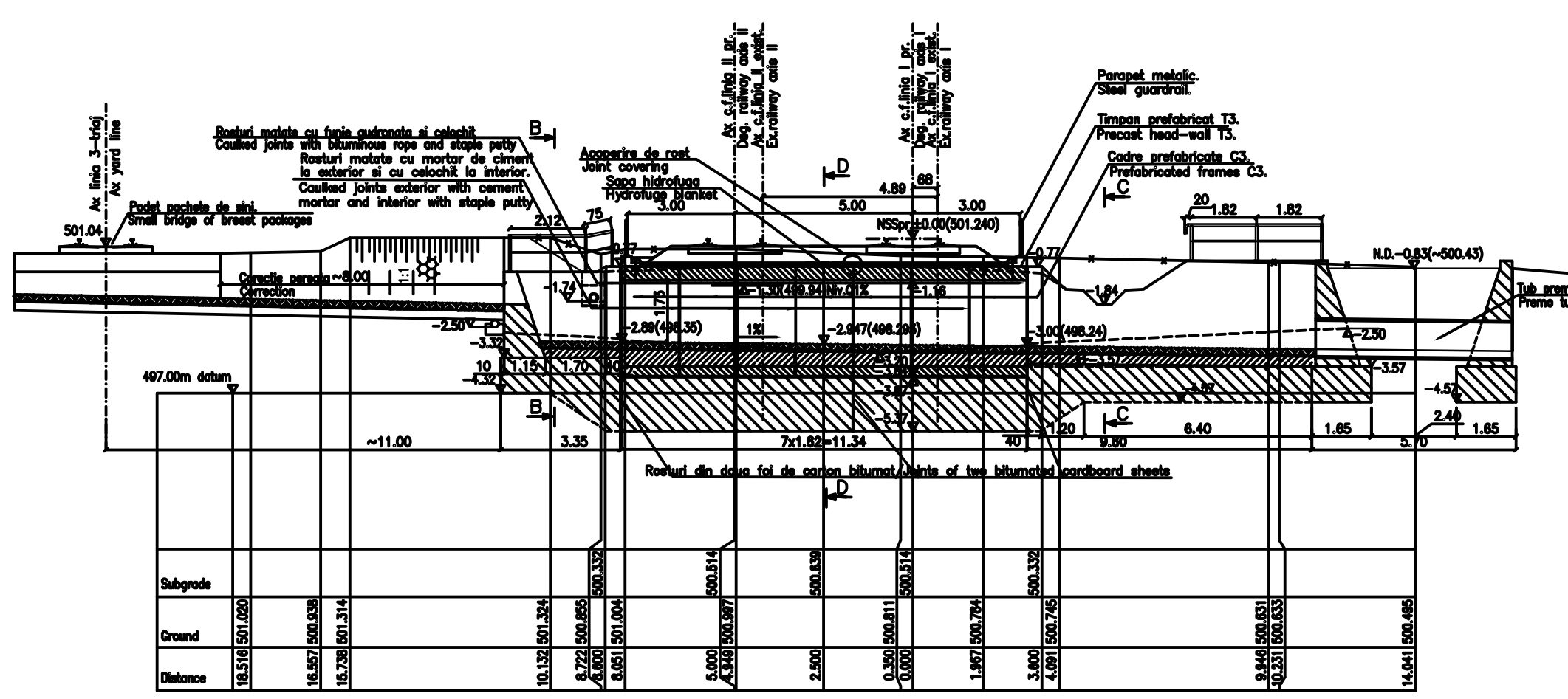

Sondaj/survei nr.2F#7"

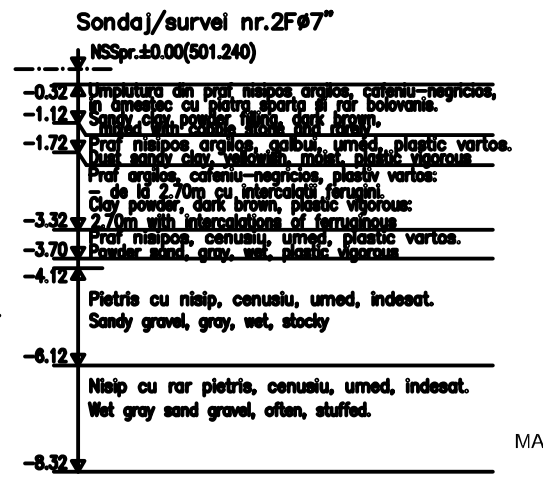

VEDERE AMONTE B–B
UPSTREAM VIEW B–B

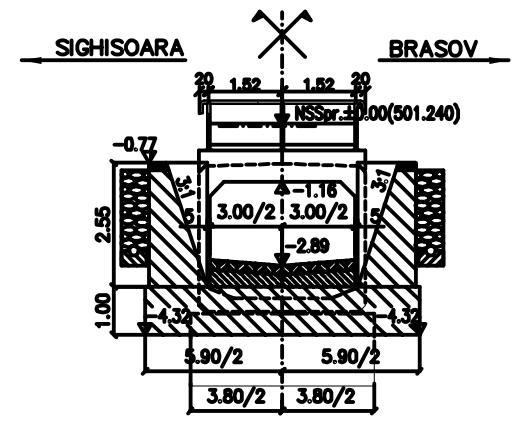

VEDERE AVAL C–C
DOWNSTREAM VIEW C–C

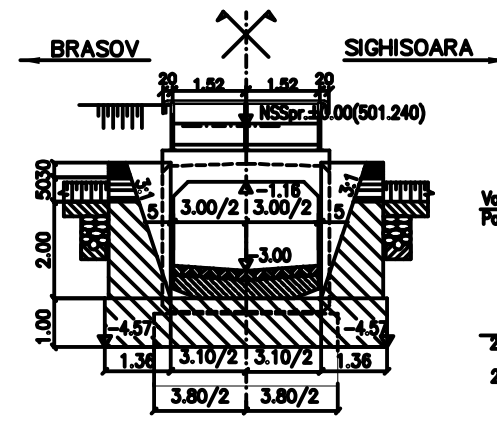

SECTIUNE TRANSVERSALA D–D
CROSS SECTION D–D

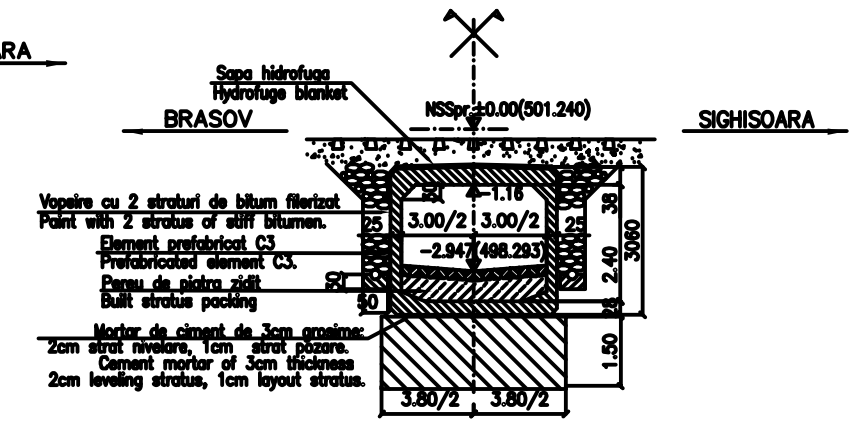

MATERIAL METALIC PENTRU CONFECTIONAREA PARAPETULUI PODETULUI
THE METALLIC MATERIAL TO BUILD PARAPET OF CULVERT

Poz. Piece	Denumirea materialului The denomination of the material OL EN 10025 – S235 JR	Buc.	Sectiune Section	Lung. Long. (mm)	Sectiune/Section kg/ml	kg/buc	kg
P1	Placuta prindere Clamping plate	6	200x20	200	31.40	6.28	37.68
P2	Stalp parapet EN 10297 – E275 Parapet pole	6	70x4	970	6.51	6.32	37.92
P3	Mana curenta EN 10297 – E275 Handrail	2	70x4	4000	6.51	26.04	52.08
P4	Umplutura EN 10058 Filling	4	38x3,5	1500	2.98	4.47	17.88
P5	Lisa EN 10058 Ledge	4	38x3,5	1500	2.98	4.47	17.88
	Total partial Partially total						163.44
	Sudura 2% Welding 2%						3.27
	TOTAL kg						167

MATERIAL METALIC PENTRU CONFECTIONAREA PARAPETULUI PUTULUI AMONTE
THE METALLIC MATERIAL TO BUILD PARAPET OF UPSTREAM PIT

Poz. Piece	Denumirea materialului The denomination of the material OL EN 10025 – S235 JR	Buc.	Sectiune Section	Lung. Long. (mm)	Sectiune/Section kg/ml	kg/buc	kg
P1	Placuta prindere Clamping plate	2X5	200x20	200	31.40	6.28	62.80
P2	Stalp parapet EN 10297 – E275 Parapet pole	2X5	70x4	970	6.51	6.32	63.20
P3	Mana curenta EN 10297 – E275 Handrail	2	70x4	5300	6.51	34.50	69.00
P4	Umplutura EN 10058 Filling	2	38x3,5	4400	2.98	13.11	26.22
P5	Lisa EN 10058 Ledge	2	38x3,5	1500	2.98	13.11	26.22
	Total partial Partially total						247.45
	Sudura 2% Welding 2%						4.94
	TOTAL kg						253

MATERIAL METALIC PENTRU CONFECTIONAREA PARAPETULUI PUTULUI AVAL
THE METALLIC MATERIAL TO BUILD PARAPET OF DOWNSTREAM PIT

Poz. Piece	Denumirea materialului The denomination of the material OL EN 10025 – S235 JR	Buc.	Sectiune Section	Lung. Long. (mm)	Sectiune/Section kg/ml	kg/buc	kg
P1	Placuta prindere Clamping plate	8	200x20	200	31.40	6.28	50.24
P2	Stalp parapet EN 10297 – E275 Parapet pole	8	70x4	970	6.51	6.32	50.56
P3	Mana curenta EN 10297 – E275 Handrail	1	70x4	14950	6.51	97.13	97.13
P4	Umplutura EN 10058 Filling	1	38x3,5	13150	2.98	39.20	39.20
P5	Lisa EN 10058 Ledge	1	38x3,5	13150	2.98	39.20	39.20
	Total partial Partially total						276.33
	Sudura 2% Welding 2%						5.53
	TOTAL kg						282

LEGENDA BETOANELOR
CONCRETE LIST

- Beton armat in elementele prefabricate. Reinforced concrete in the prefabricated elements. C35/45–CEM II/A–S32,5–(XC4+XF3+XA1)–A/C=0,50–Dmax 22–Cl 0.20
- Beton simplu in fundatia elementelor prefabricate si in elevatia putului. Plain concrete in the prefabricated elements, and in the ditch elevation. C25/30–CEM II/A–S 32,5–(XF1)–A/C=0,50–Dmax 32–Cl 0.20
- Beton simplu de panta si pinten. Plain concrete for slope and in the corbel. C25/30–CEM II/A–S 32,5–(XF3)–A/C=0,55–Dmax 16–Cl 0.20

Se interzice copierea, difuzarea, imprumutarea sau utilizarea in alte scopuri, fara permisiunea AREX LIDER COMPANY ca proprietar al desenului.
This drawing is forbidden to be copied, lent or used in other purposes than those previously approved by AREX LIDER COMPANY as its owner.

NOTA
Numar de elemente prefabricate
Cadre prefabricate C3 7buc.
Timpane prefabricate T3 2buc.

NOTE
Number of precast section
Prefabricated frames C3 7buc.
Precast head–wall T3 2buc.

DATE HIDRAULICE:
–Inaltimea de apa: h=1,59m
–Perimetrul udat: P=6,18m
–Aria udata: A=4,77m
–Viteza de curgere a apei V=3,95m/s

HIDRAULIC DATA:
–Hydraulic height: h=1,59m
–Perimeter: P=6,18m
–Surface: A=4,77m
–Water flow speed: V=3,95m/s

VEDERE IN PLAN
PLAN VIEW

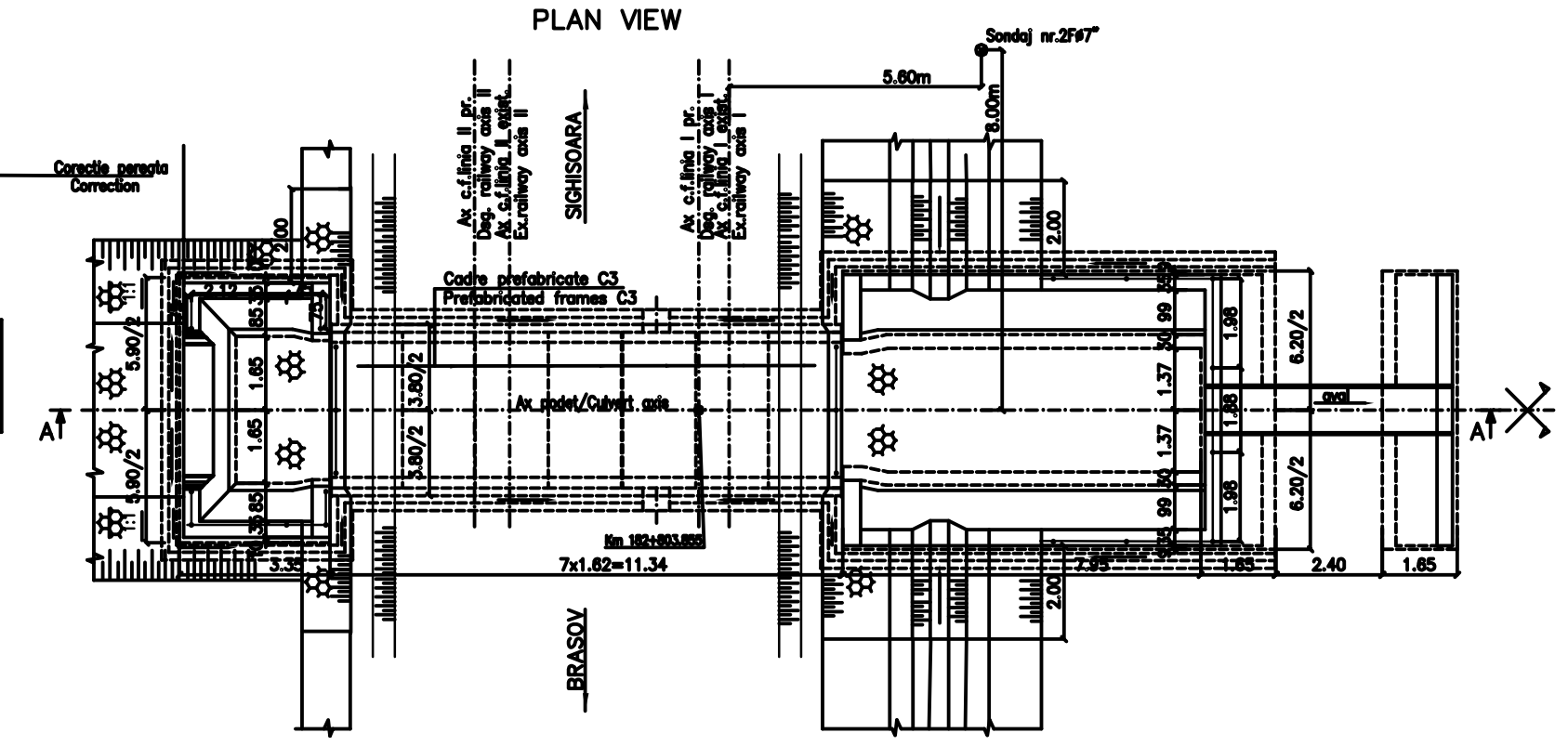

PLANUL FUNDATIILOR
FOUNDATIONS PLAN

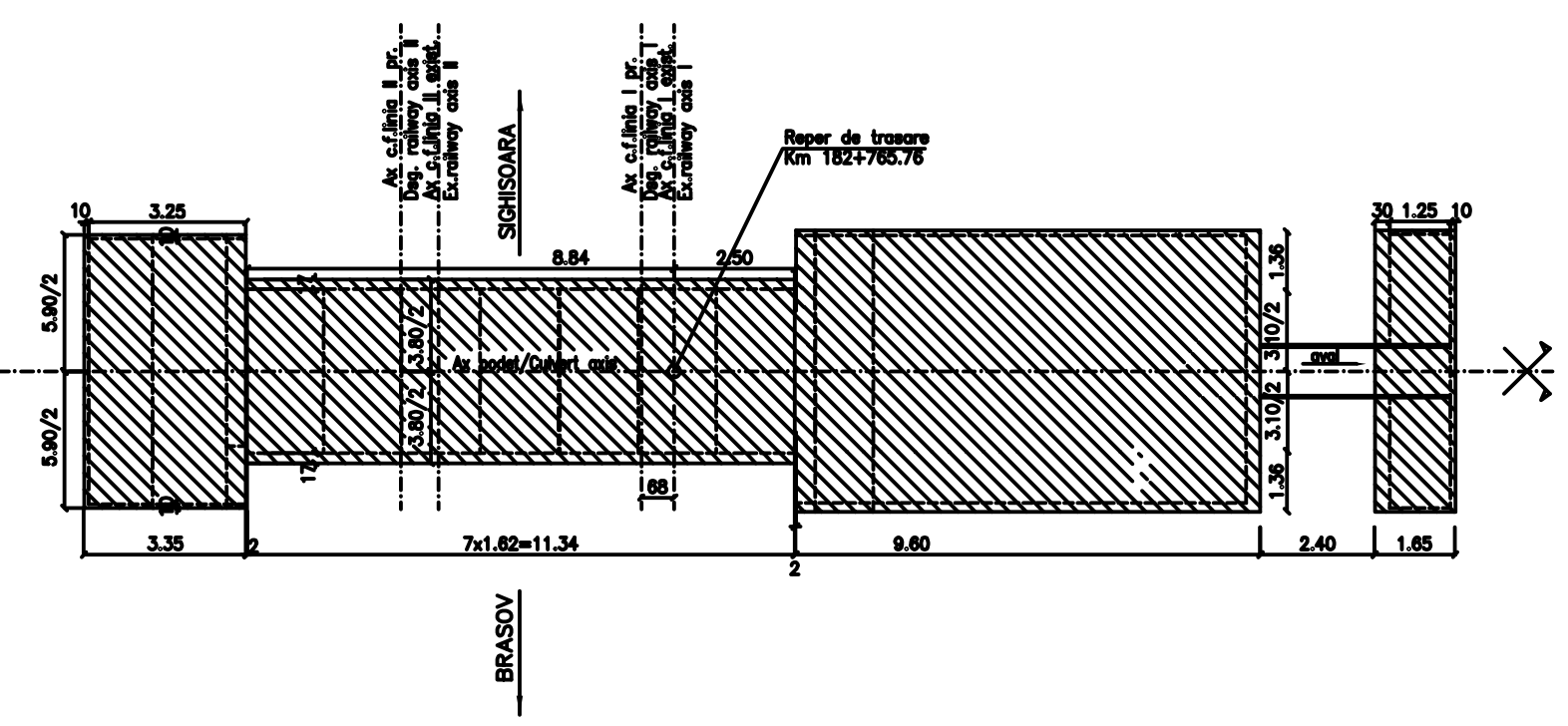

NOTE:

1. This plan has been drawn up based on the following data:
–Lay–out Plan
–Longitudinal Profile
–Cross–section Profile
–Bridge's File
–Hydraulic determination
–Field Data
2. The culvert corresponds to the UIC determination convoys (LM71 and SW/2).
3. The execution will strictly comply with the provisions of "Practice code for the concrete production and works execution, reinforced and pre–stressed concrete – Part 1: Practice code for concrete production" NE 012/1–2007 and "Practice code for the concrete production and works execution, reinforced and pre–stressed concrete – Part 2: The execution of concrete works." NE 012/2–2010, and the quality and the reception of the works shall be made accordingly to Norm C 56–1985.
4. If during the execution, discrepancies are found between the existing situation on site and the situation stated in the project, the designer will be noticed.
5. The construction has been classified in B category of importance (high important constructions), model 1–ensuring the quality and class of importance B according to G.O. 766/97.
6. The project will be checked in order to comply with the A4.2; B2.2; D2.2 requirements.
7. Particular attention is drawn on binding prefabricated elevations settlement on block foundation through a layer of cement mortar to achieve a perfect contact over the entire surface between precast and foundation base.Propping is prohibited without direct layer of cement mortar.

NOTA:

1. Prezentul plan s–a intocmit pe baza urmatoarelor date:
–plan de situatie
–profil in lung
–profil transversal
–fisa podului
–calcul hidraulic
–date culese pe teren
2. Podetul corespunde la convoiele de calcul UIC (LM71 si SW/2)
3. La executie se vor respecta cu strictete prevederile din "Normativ pentru producerea betonului si executarea lucrarilor din beton, beton armat si beton precomprimat. Partea 1: Producerea betonului", indicativ NE 012/1–2007 si "Normativ pentru producerea betonului si executarea lucrarilor din beton, beton armat si beton precomprimat. Partea 2: Executarea lucrarilor din beton", indicativ NE 012/2–2010, iar verificarea calitatii lucrarilor si receptionarea lor se va face conform normativului C56–1985.
4. Daca la executie se vor constata neconcordante intre situatia existenta pe teren si cea din proiect se va anunta proiectantul.
5. Constructia se incadreaza in categoria de importanta B (constructii de importanta deosebita), modelul 1 de asigurare a calitatii si clasa de importanta B, conform HG 766/1997.
6. Proiectul va fi verificat la exigentele A4.2; B2.2; D2.2.
7. Se atrage in mod deosebit atentia asupra obligativitatii rezemarii elevatiilor prefabricate pe blocul de fundatie prin intermediul unui strat de mortar de ciment pentru a se realiza un contact perfect pe toata suprafata intre talpa prefabricatului si fundatie. Se interzice rezemarea directa fara strat de mortar de ciment.

Indice Index	Data Date	Modificare Modification/Revision	Proiectant Designer	Aprobat Consultant Approved Consultant	Aprobat CFR Approved CFR
D					
C					
B					
A	11.2011	Revizia 1	Cristina Vasiliu		

GUVERNUL ROMANIEI / ROMANIAN GOVERNMENT
PROIECT FINANTAT DE UNIUNEA EUROPEANA / EUROPEAN UNION FINANCED PROJECT

CLIENT / CLIENT: C.N.C.F. "C.F.R." - S.A.

Joint Venture leader — OBERMEYER PLANEN + BERATEN GmbH — TECNIC Consulting Engineers

CONSULTANT / CONSULTANT

			Data Date	Semnătură Signature
Aprobat Approved	Sef proiect Project manager	R. Liuzza		
Aprobat Approved	Coordonator Sectiune 1 Section 1 Coordinator	C. Gambelli		
Verificat Checked	Expert Ckeck Checking Expert	V.Kallidromitis		

SUBCONTRACTANT / SUBCONTRACTOR

Aprobat Approved	Responsabil Subconsultant Subconsultant Responsible	A. Dinulescu Stanciu	12.2010	
Întocmit Elaborated	Proiectant Designer	Cristina Vasiliu	12.2010	

Reabilitarea liniei de cale ferata Braşov - Simeria, parte component ă a coridorului IV Pan European, pentru circula ţia trenurilor cu viteza maxim ă de 160 km/h,
Tronsonul : Braşov - Sighişoara
Rehabilitation of the railway line Braşov - Simeria, component Part of the IV Pan-European Corridor, for the trains circulation with maximum speed of 160 km/h,
Section : Braşov - Sighişoara

Proiect/Project: 2004/RO/16/P/PA/003
Faza / Phase: P.Th. / T.D.

Denumire desen / Drawing Title :
HALTA DE MISCARE BOD / BOD HALT THE MOUVEMENT
PODET KM 182+803.855 / KM 182+803.855 - CULVERT
DISPOZITIE GENERALA / GENERAL DISPOSITION

Codificare / Codification System | Scara / Scale 1:100 | LOT / LOT | Nr. / No 01 / 01

EA51 | 01 | C | 05 | PA | PO | 00 | 5 | 1 | 002 | 1

420x1135