

DATE HIDRAULICE:
 -Inaltimea de apa: h=0,79m
 -Perimetrul udat: P=3,58m
 -Aria udata: A=1,58m²
 -Viteza de curgere a apei: V=2,78m/s

HIDRAULIC DATA:
 -Hydraulic height: h=0,79m
 -Perimeter: P=3,58m
 -surface: A=1,58m²
 -Water flow speed: V=2,78m/s

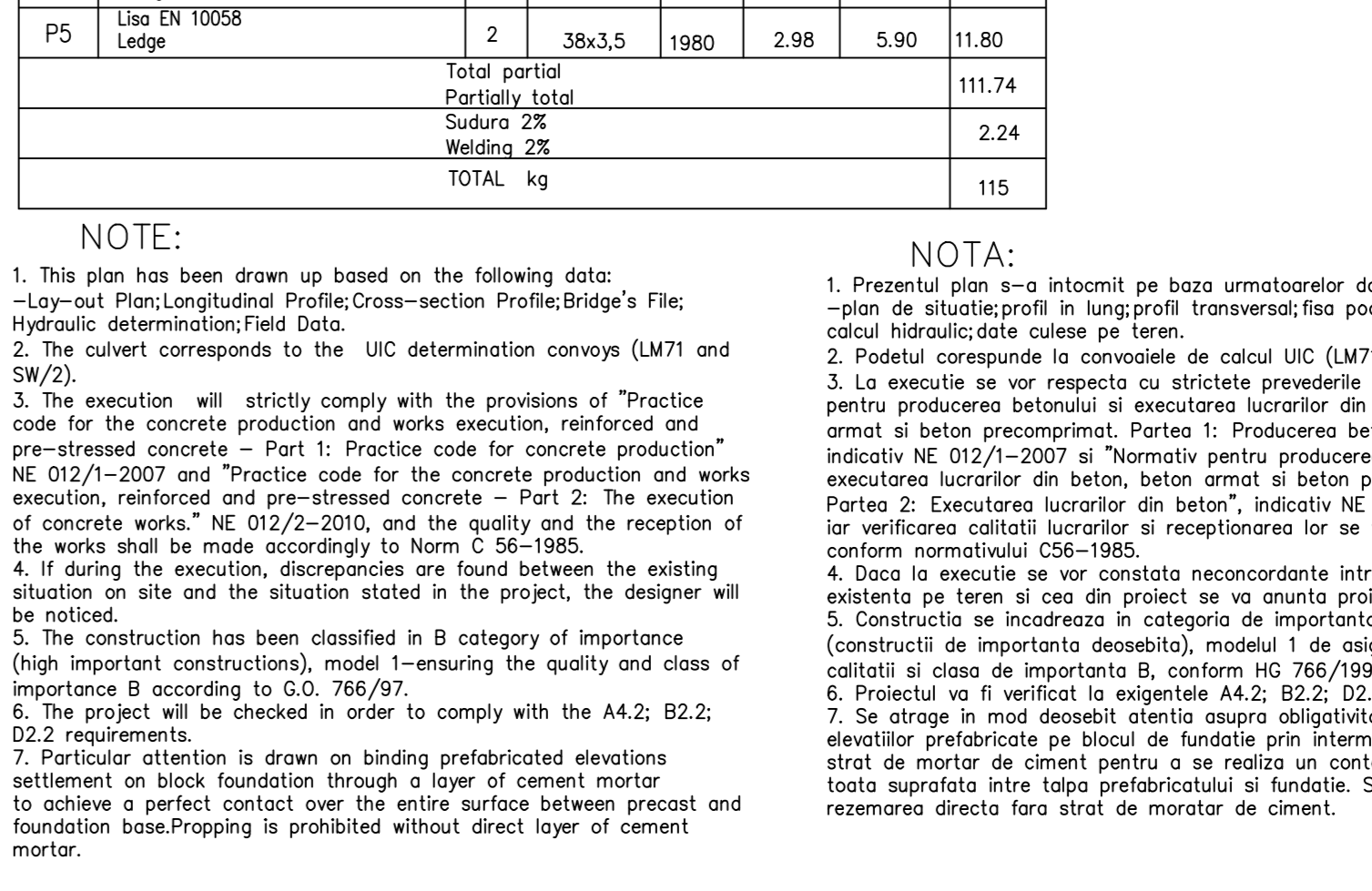
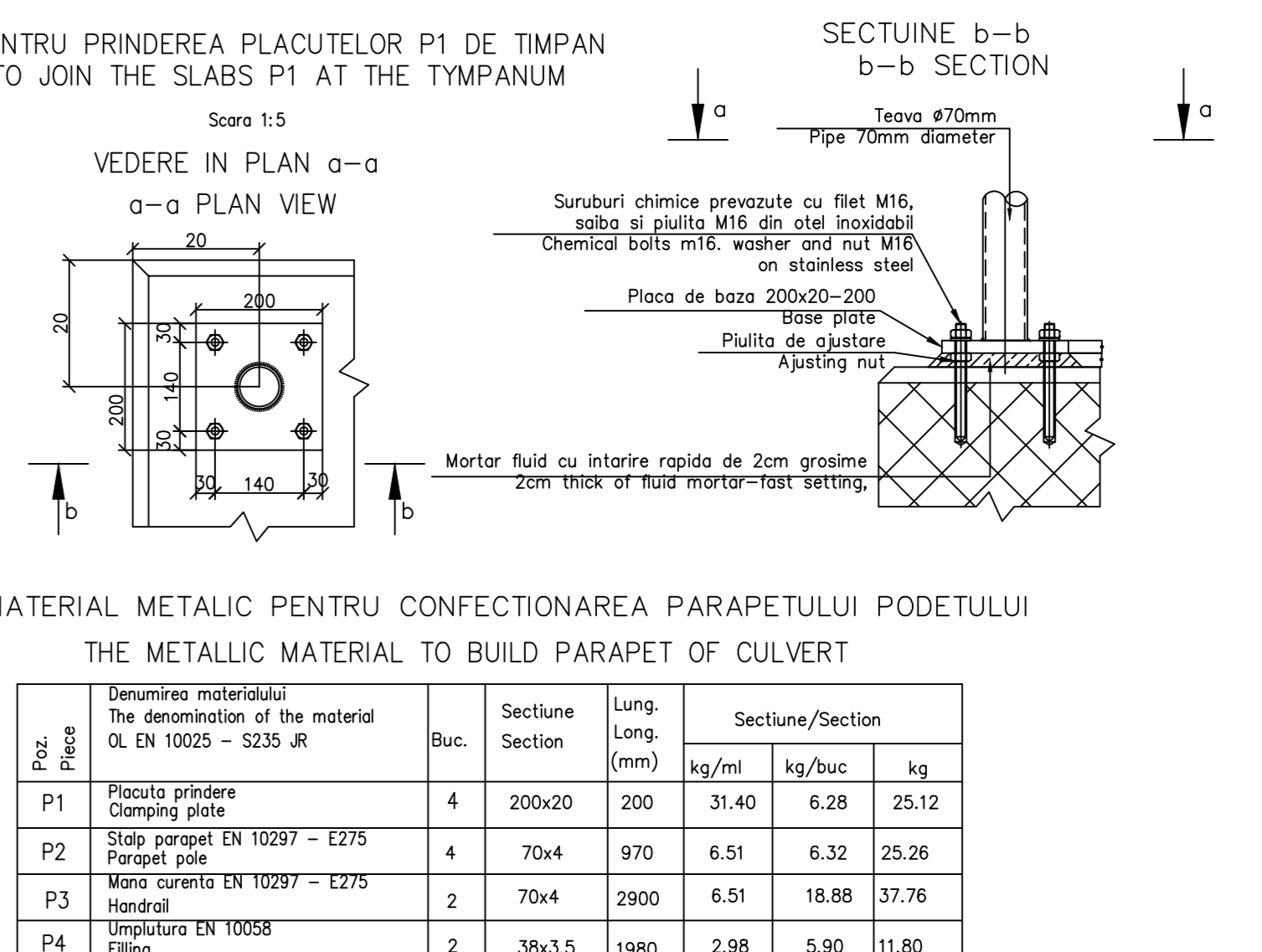
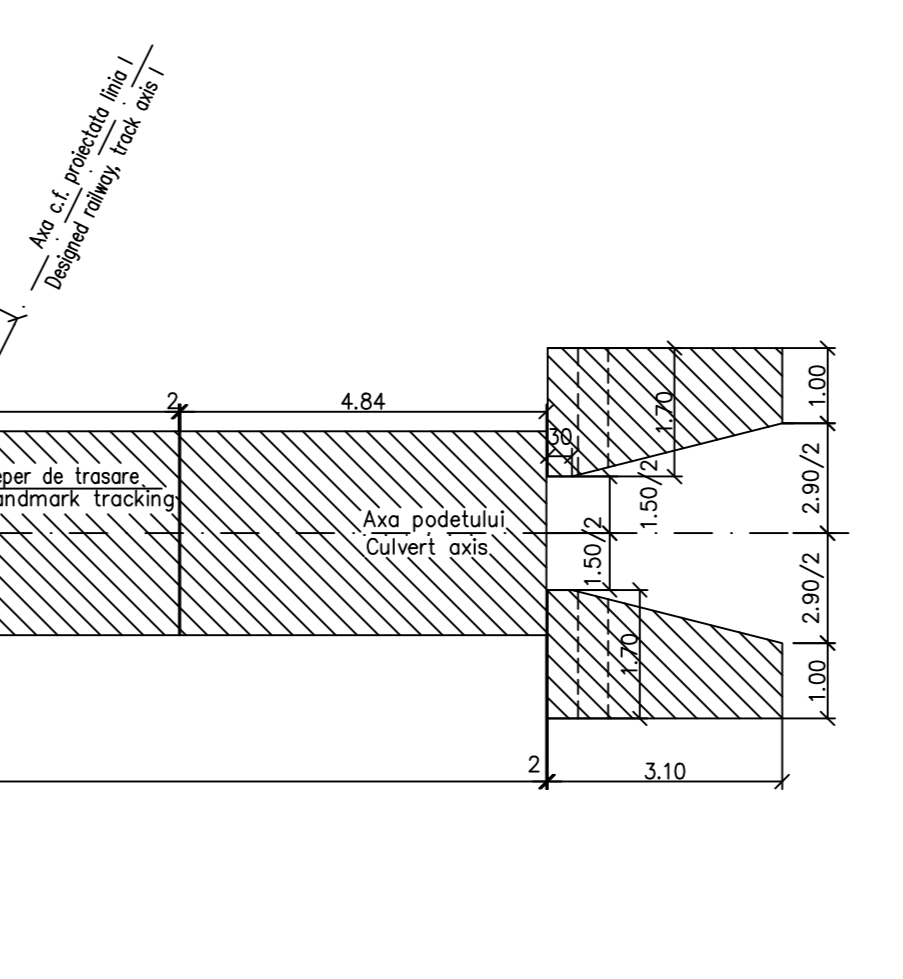
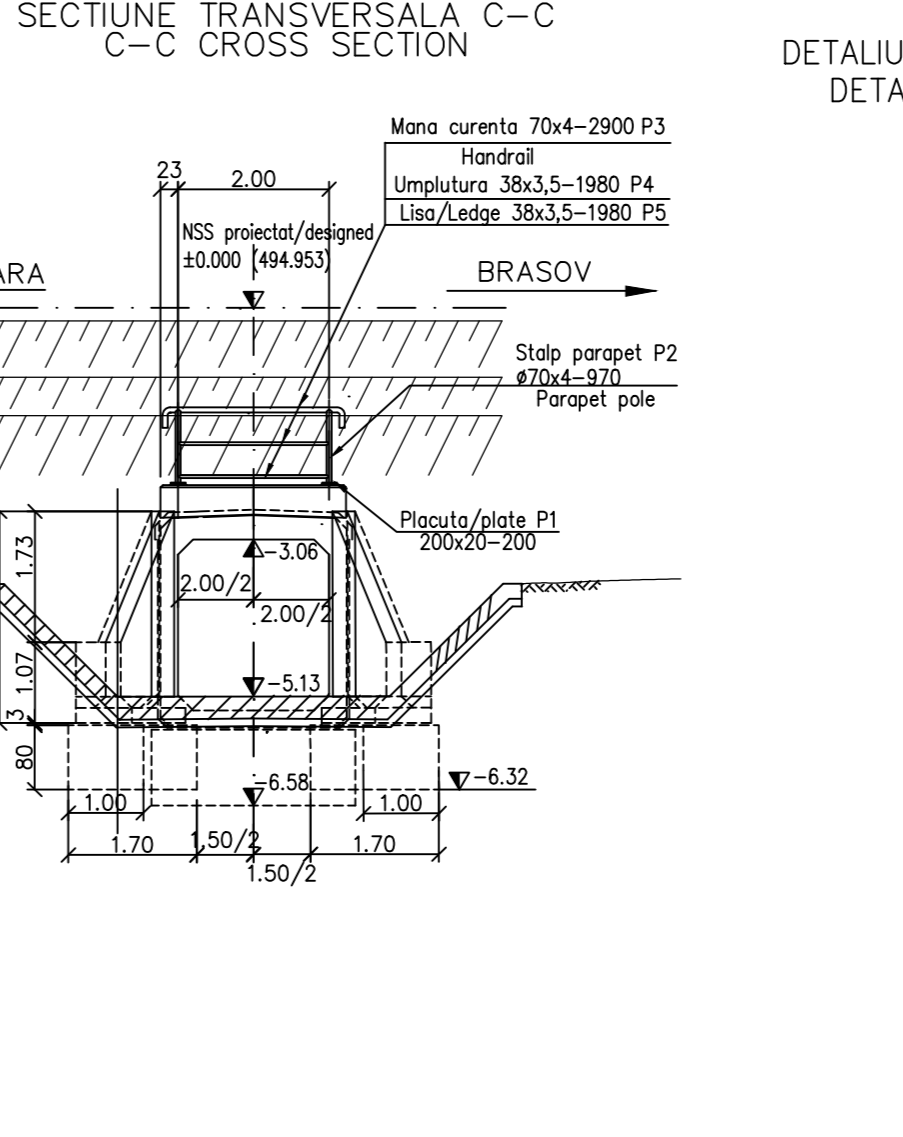
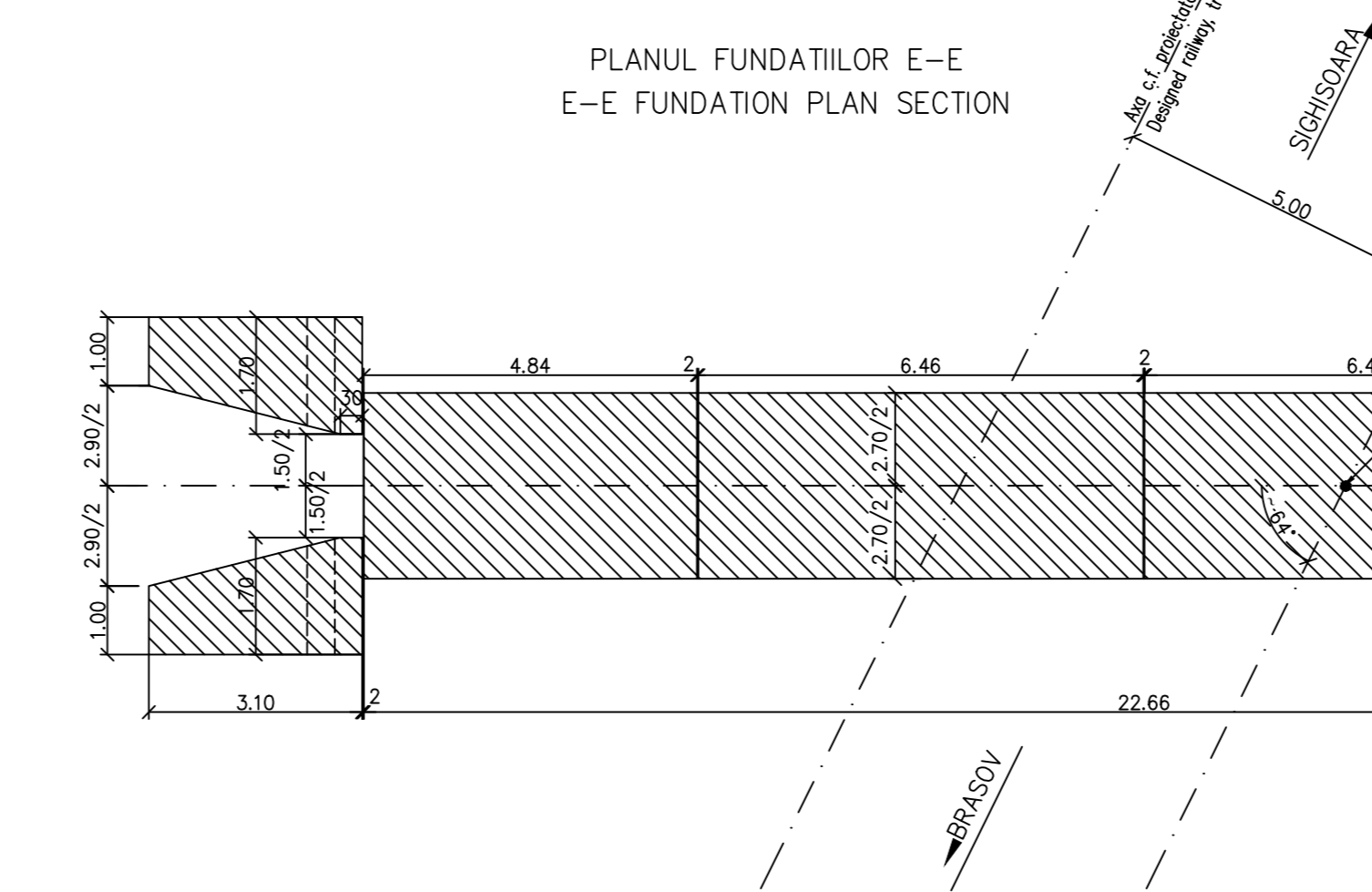
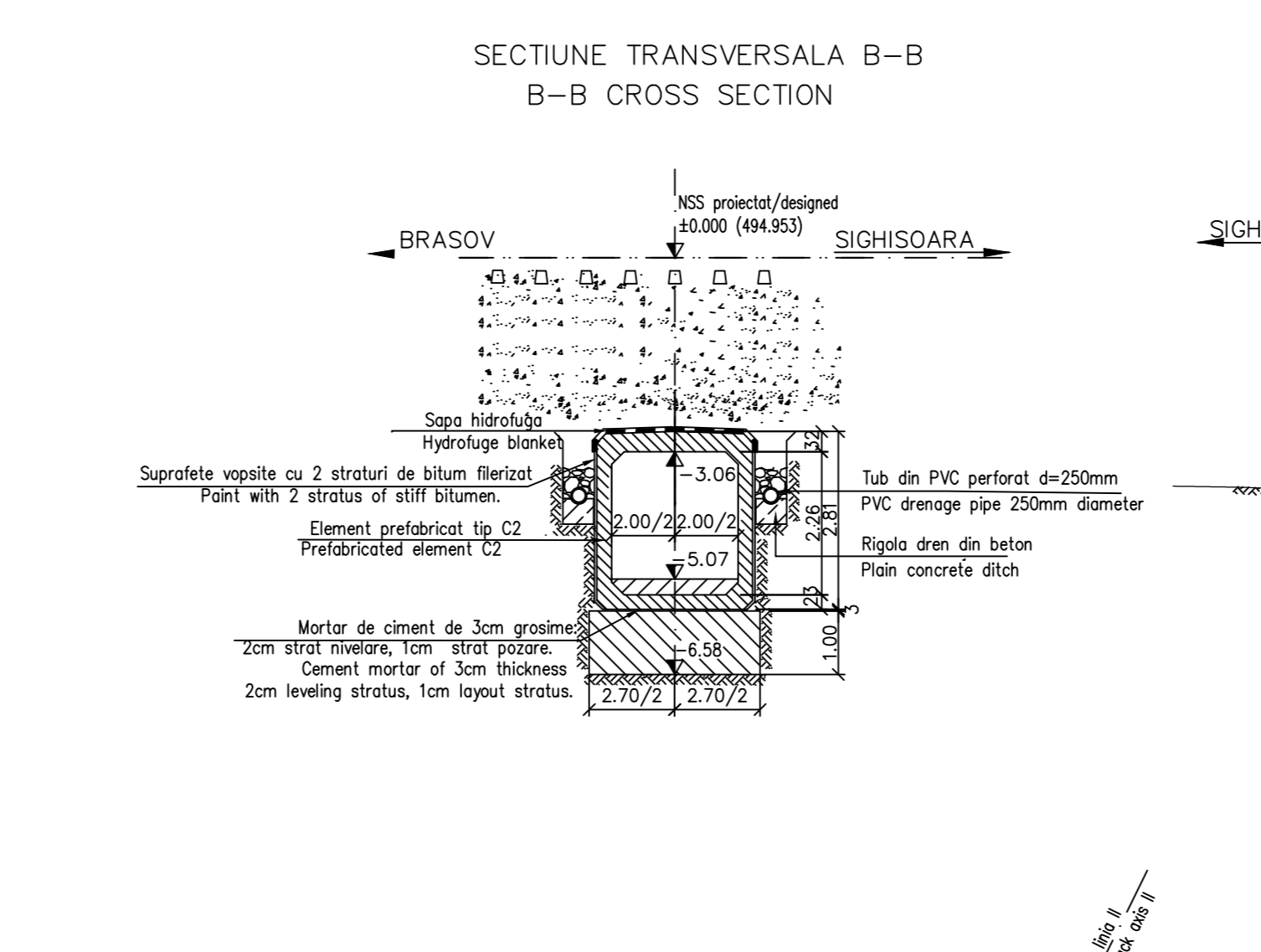
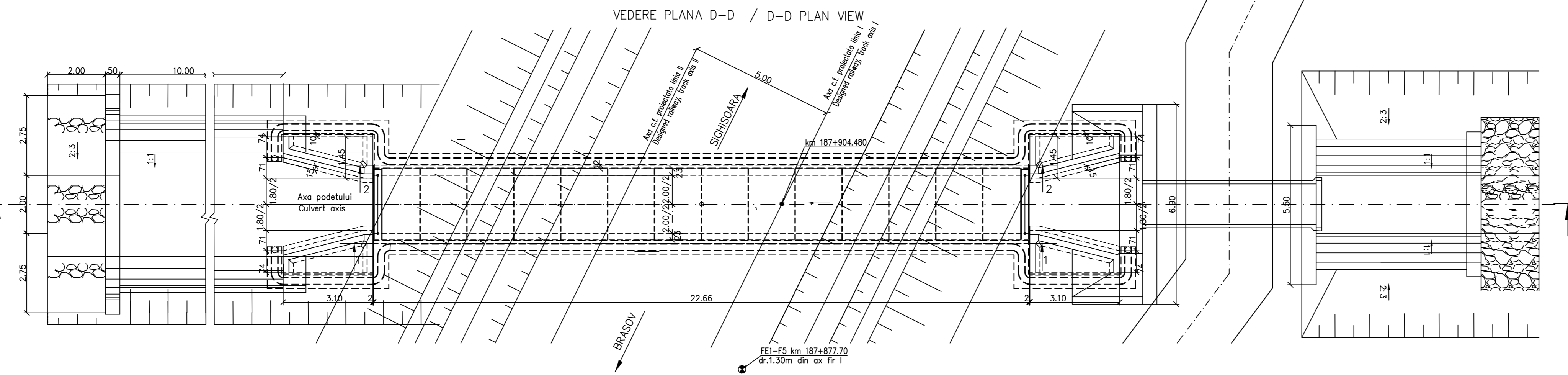
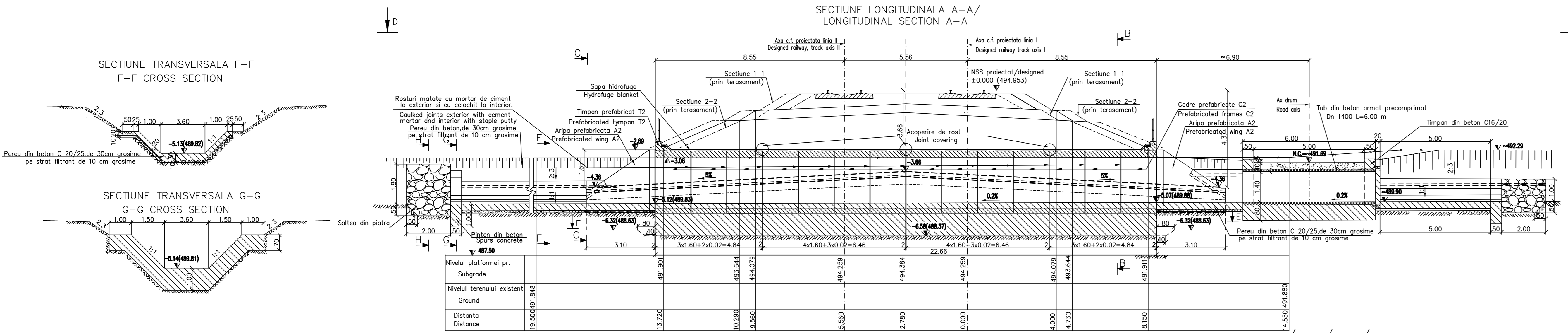
NOTA
 Numar de elemente prefabricate
 -Cadre prefabricate C2 14buc.
 -Aripi prefabricate A2 4buc.
 -Timpane prefabricate T2 2buc.

NOTE
 Number of precast section
 -Prefabricated frames C2 14pcs.
 -Prefabricated wings A2 4pcs.
 -Prefabricated tympan T2 2pcs.

LEGENDA BETOANELOR CONCRETE LIST

Beton armat in elementele prefabricate
 Reinforced concrete in the prefabricated elements
 C35/45-CEM II/A-S32,5-(XC4+XF3+XA1)-A/C=0.50-Dmax22-CI 0.20

Beton simplu in fundatia elementelor prefabricate, a aripilor, in pereu, corectia canalului si pinter
 Plain concrete in the foundations of prefabricated elements, the wing in pitching, and spur channel correction
 C25/30-CEM II/A-S32,5-(XF1)-A/C=0.50-Dmax32-CI 0.20



MATERIAL METALIC PENTRU CONFECTIONAREA PARAPETULUI PODETULUI / THE METALLIC MATERIAL TO BUILD PARAPET OF CULVERT

| Poz. / Piece | Denumirea materialului / The denomination of the material | Buc. / Section | Lung. / Long. (mm) | Sectiune / Section | | |
|---------------------------------|---|----------------|--------------------|--------------------|--------|-------|
| | | | | kg/ml | kg/buc | kg |
| P1 | Placuta / Clamping plate | 4 | 200x20 | 200 | 61.40 | 25.12 |
| P2 | Stalp parapet / Parapet pole | 4 | 70x4 | 970 | 6.51 | 25.26 |
| P3 | Mana curenta / Handrail | 2 | 70x4 | 2900 | 6.51 | 37.76 |
| P4 | Umplutura / Filling | 2 | 38x3,5 | 1980 | 2.98 | 11.80 |
| P5 | Lisa / Ledge | 2 | 38x3,5 | 1980 | 2.98 | 11.80 |
| Total partial / Partially total | | | | | 111.74 | |
| Sudura 2% / Welding 2% | | | | | | 2.24 |
| TOTAL | | | | | | 115 |

NOTE:

- This plan has been drawn up based on the following data:
 - Lay-out Plan; Longitudinal Profile; Cross-section Profile; Bridge's File; Hydraulic determination; Field Data.
- The culvert corresponds to the UIC determination convays (LM71 and SW2).
- The execution will strictly comply with the provisions of "Practice code for the concrete production and works execution, reinforced and pre-stressed concrete - Part 1: Practice code for concrete production" NE 012/1-2007 and "Practice code for the concrete production and works execution, reinforced and pre-stressed concrete - Part 2: The execution of concrete works." NE 012/2-2010, and the quality and the reception of the works shall be made accordingly to Norm C 56-1985.
- If during the execution, discrepancies are found between the existing situation on site and the situation stated in the project, the designer will be notified.
- The construction has been classified in B category of importance (high important constructions), model 1-ensuring the quality and class of importance B according to G.O. 766/97.
- The project will be checked in order to comply with the A4.2; B2.2; D2.2 requirements.
- Particular attention is drawn on binding prefabricated elevations settlement on block foundation through a layer of cement mortar to achieve a perfect contact over the entire surface between precast and foundation base. Propping is prohibited without direct layer of cement mortar.

This drawing is forbidden to be copied, lent or used in other purposes than those previously approved by AREX Lider Company as its owner. Se interzice copierea, difuzarea, imprumutarea sau utilizarea in alte scopuri, fara permisiunea AREX Lider Company ca proprietar al desenului.

| | | | | | |
|----------------|-------------|------------------------------------|-----------------------|--|----------------------------|
| D | | | | | |
| C | | | | | |
| B | | | | | |
| A | 11.2011 | Revizia 1 | teh. E.Radu | | |
| Indice / Index | Data / Date | Modificare / Modification/Revision | Proiectant / Designer | Aprobat Consultant / Approved Consultant | Aprobat CFR / Approved CFR |

GUVERNUL ROMANIEI / ROMANIAN GOVERNMENT
PROIECT FINANAT DE UNIUNEA EUROPEANA / EUROPEAN UNION FINANCED PROJECT

CFR
C.N.C.F. "C.F.R." - S.A.

CLIENT / CLIENT
ITALFER (Grupul Feroviar al Statului / Joint Venture leader)
Scott Wilson
OBERMEYER (PLANEN + BERATAN GmbH)
TECNIC Consulting Engineers

CONSULTANT / CONSULTANT

| | | | |
|---------------------|--|-----------------|--|
| Aprobat / Approved | ef proiect / Project manager | R. Liuzza | |
| Aprobat / Approved | Coordonator Sec.iune 1 / Section 1 Coordinator | C. Gambelli | |
| Verificat / Checked | Expert Cheie / Checking Expert | V.Kallidromitis | |

SUBCONTRACTANT / SUBCONTRACTOR

| | | | |
|-----------------------|---|----------------------|---------|
| Aprobat / Approved | Responsabil Subconsultant / Subconsultant Responsible | A. Dinulescu Stanciu | 05.2011 |
| Elaborat / Elaborated | Proiectant / Designer | Elena Radu | 05.2011 |

Reabilitarea liniei de cale ferata de la km 187+877.70 la km 187+904.480 a coridorului IV Pan European, pentru circulatia trenurilor cu viteza maxima de 160 km/h, **Tronsoanel: Brasov - Sighisoara**

Rehabilitation of the railway line Brasov - Simetia, component Part of the IV Pan-European Corridor, for the trains circulation with maximum speed of 160 km/h, **Section : Brasov - Sighisoara**

Denumire desen / Drawing Title :

INTERVAL BOD - FELDIOARA / SECTION BOD - FELDIOARA
PODET - KM 187+904.480 / DISPOZITIE GENERALA / GENERAL DISPOSITION

| | | | |
|----------------------------------|--------------------------|-----------|------------------|
| Codificare / Codification System | Scara / Scale 1:100; 1:5 | LOT / LOT | Nr. / No 01 / 01 |
| E A S 1 | 0 1 | C | 0 6 |
| P A | P O | 1 1 | 0 1 |
| 0 0 2 | 1 | | |