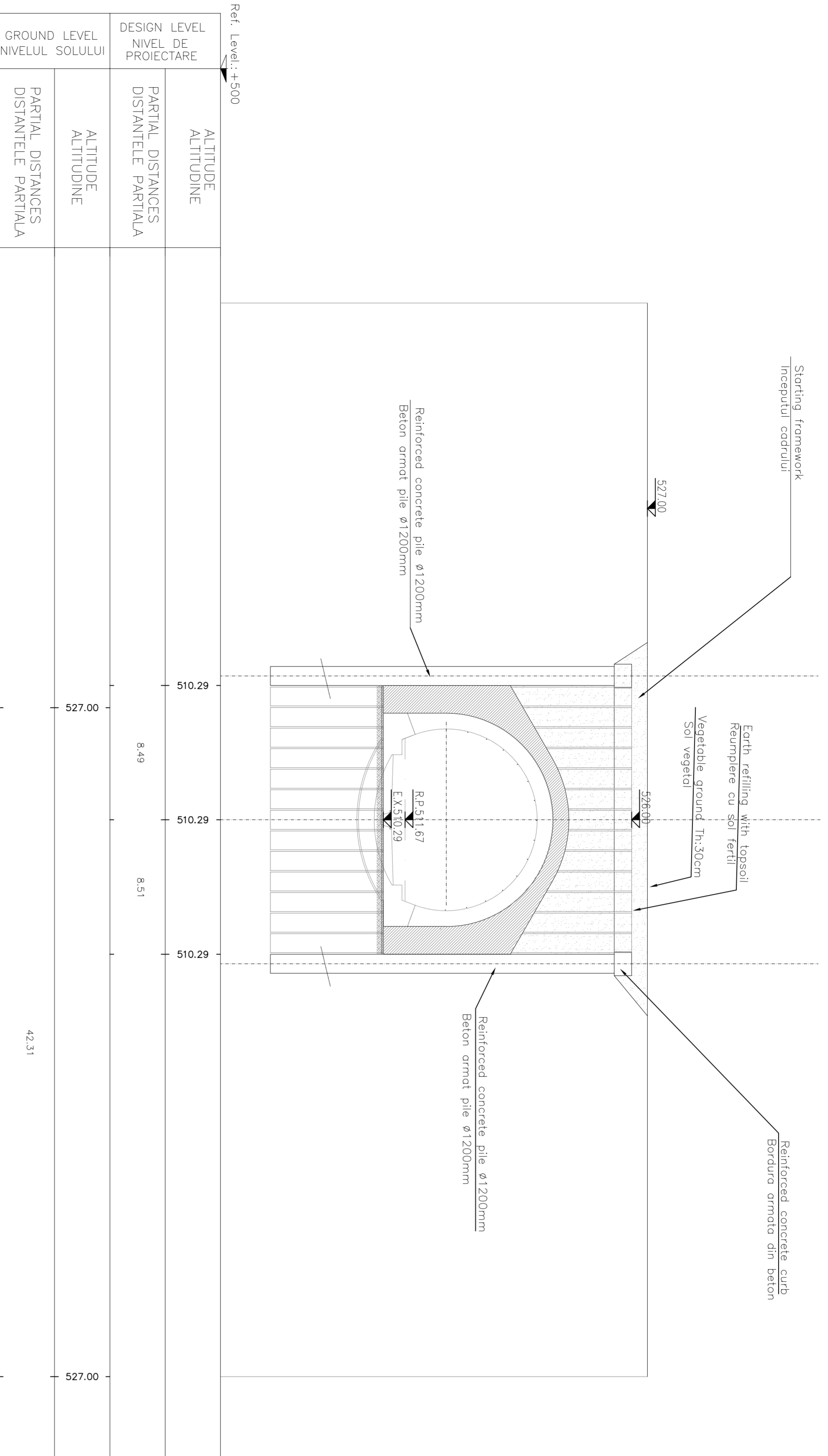
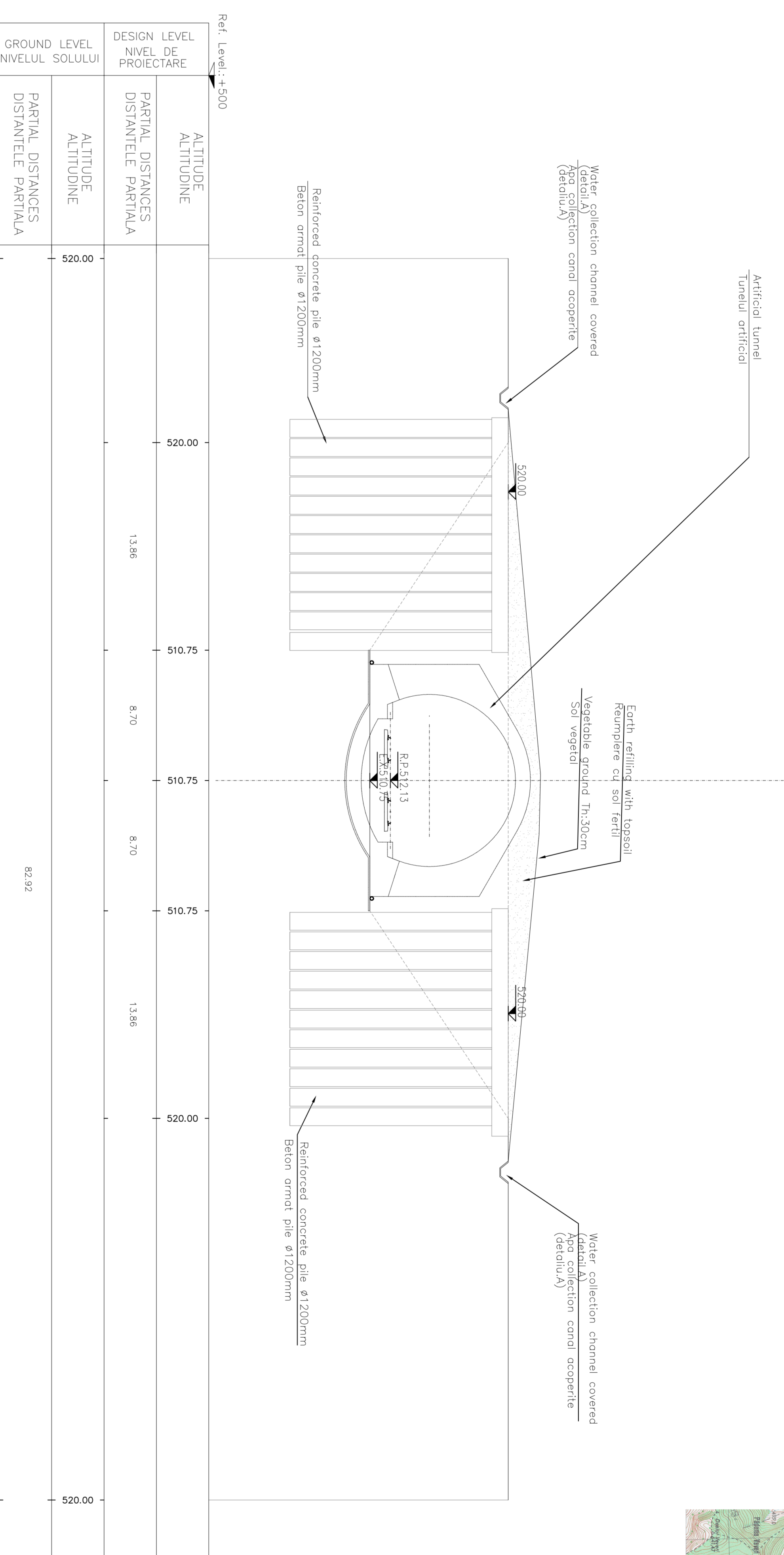


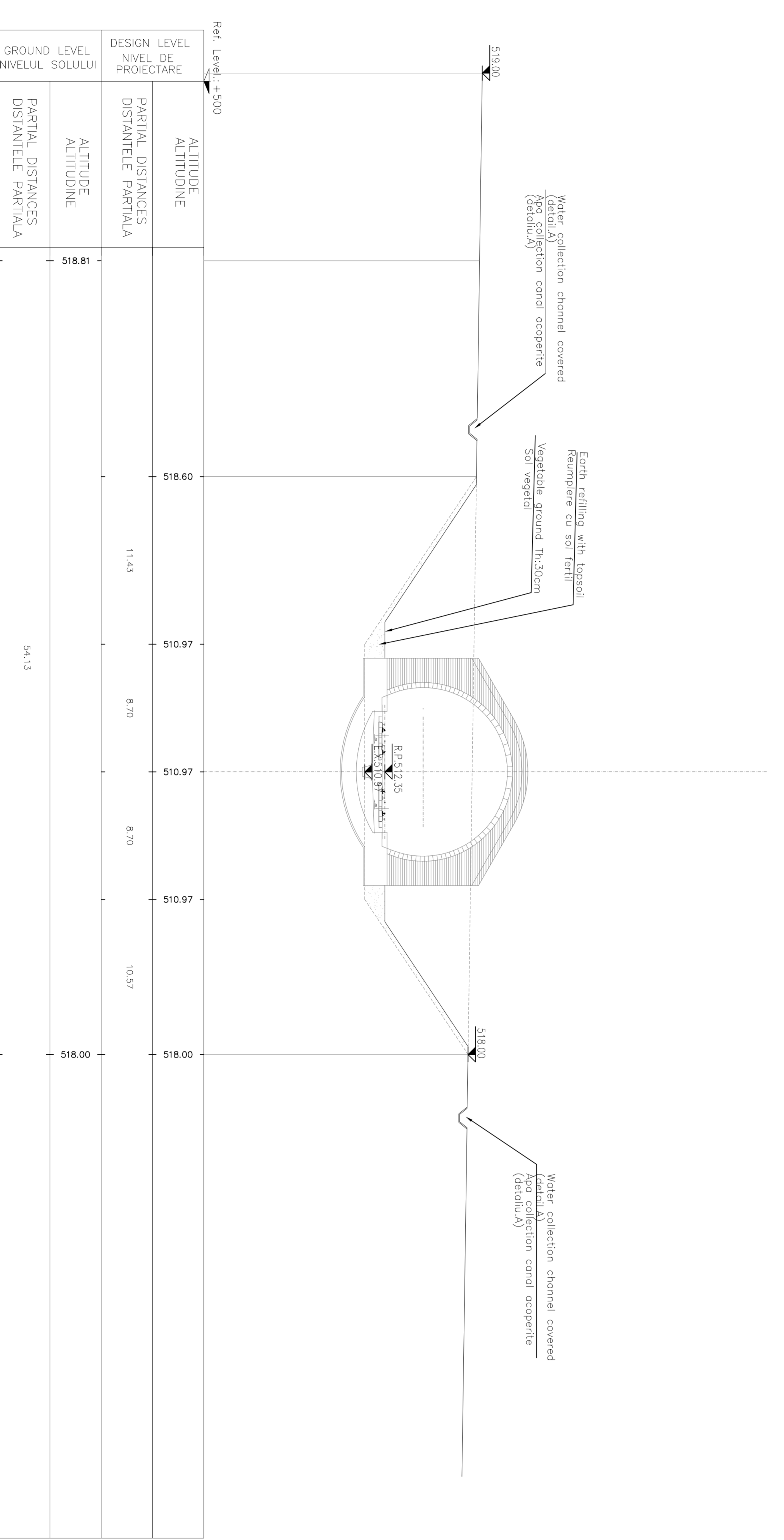
SECTION C-C-C
SECTIONEA C-C-C
Scale/Scara 1:200



SECTION B-B
SECTIONEA B-B
Scale/Scara 1:200



SECTION A-A
SECTIONEA A-A
Scale/Scara 1:200



LEGEND
 RP = REFERENCE PLANE
 EX = EXCAVATIONS PLANE
 PC = CENTERS PLANE

<p>CNCF "C.F.R." SA</p>		<p>OBERRMEYER CONSULTANTS</p>	
<p>CLIENT / CLIENT</p> <p>GOVERNUL ROMÂNIEI ROMANIAN GOVERNMENT</p> <p>PROIECT FINANȚAT DE UNIUNEA EUROPEANĂ EUROPEAN UNION FINANCED PROJECT</p>		<p>CONSULTANT / CONSULTANT</p> <p>R. LUTZA C. GHIMBĂLI C. GHIMBĂLI</p>	
<p>APPROVED</p> <p>APPROVED</p> <p>APPROVED</p> <p>APPROVED</p> <p>APPROVED</p> <p>APPROVED</p> <p>APPROVED</p>		<p>DATE</p> <p>1</p> <p>2</p> <p>3</p> <p>4</p> <p>5</p> <p>6</p>	
<p>PROJECT INFORMATION</p> <p>Reabilitarea liniei de cale ferată Brașov - Sibiu, zona componentă a coridorului IV Pan European, pentru decalajă trenurilor cu viteză maximă de 160 km/h.</p> <p>Partea de proiectare: Secțiunea 1 Brașov - Sibiu</p> <p>Denumire desen / Drawing Title: ARHITECTURA TUNEL</p> <p>Proiect/Project: 2044/RO/16/974/002</p> <p>Faza / Phase: P.1h. / I.D.</p>			