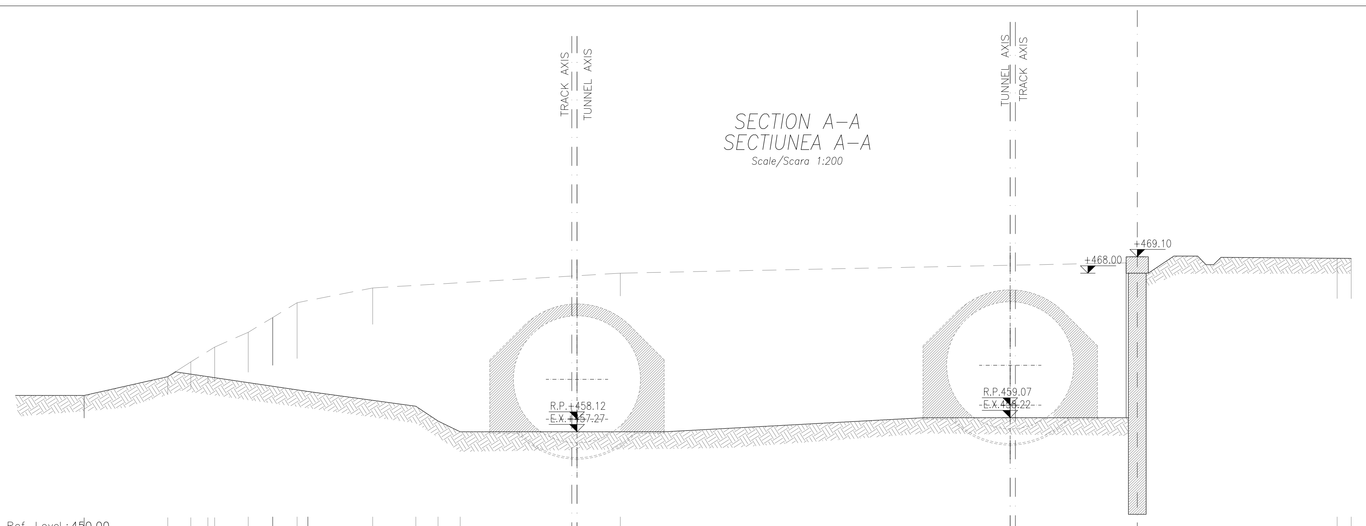

SECTION A–A
SECTIUNEA A–A
Scale/Scara 1:200

Ref. Level: 450.00

DESIGN LEVEL / NIVEL DE PROIECTARE	ALTITUDE / ALTITUDINE	460.00		459.00	458.00	457.27					458.22			458.00	459.00	
	PARTIAL DISTANCES / DISTANTELE PARTIALA		7.30		1.50	1.50			45.20				14.11		0.95	
GROUND LEVEL / NIVELUL SOLULUI	ALTITUDE / ALTITUDINE	465.00	464.00				463.00			462.00				458.00	459.00	
	PARTIAL DISTANCES / DISTANTELE PARTIALA	1.65	5.12					16.75				48.48			0.95	

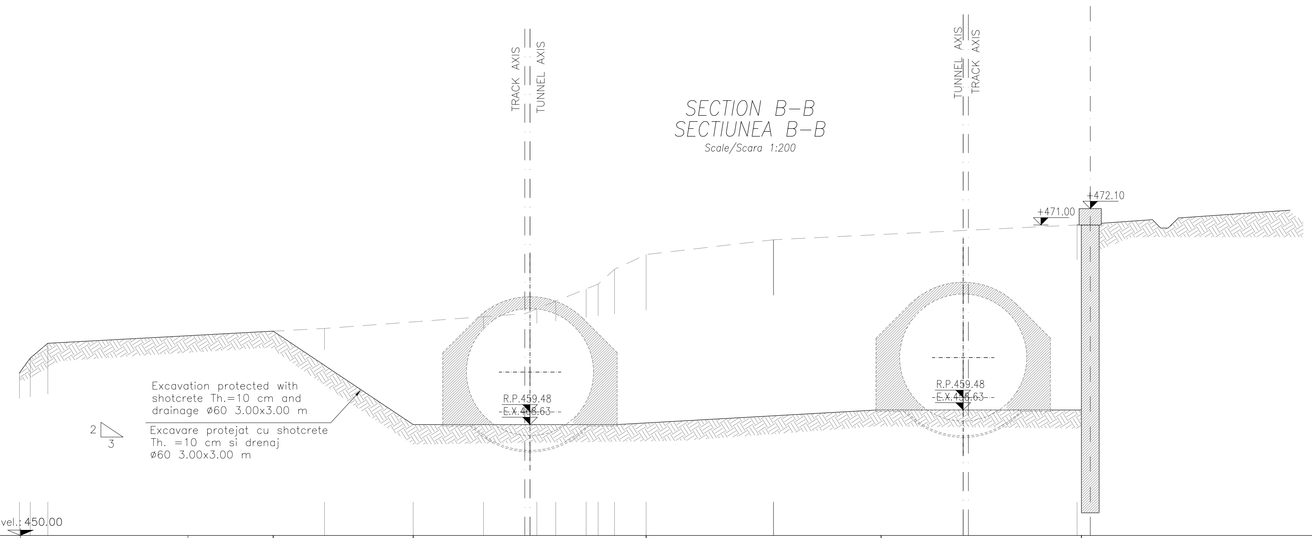

SECTION B–B
SECTIUNEA B–B
Scale/Scara 1:200

Ref. Level: 450.00

DESIGN LEVEL / NIVEL DE PROIECTARE	ALTITUDE / ALTITUDINE	463.81		457.5			457.63			458.38			458.48			
	PARTIAL DISTANCES / DISTANTELE PARTIALA		9.47			15.75			15.90			13.54				
GROUND LEVEL / NIVELUL SOLULUI	ALTITUDE / ALTITUDINE	464.00		464.79	465.33	465.84	465.67 465.00 468.00	469.00		470.00			471.00			
	PARTIAL DISTANCES / DISTANTELE PARTIALA		10.76		3.60	1.28	2.05 0.81 0.10	2.14	8.62			20.53				

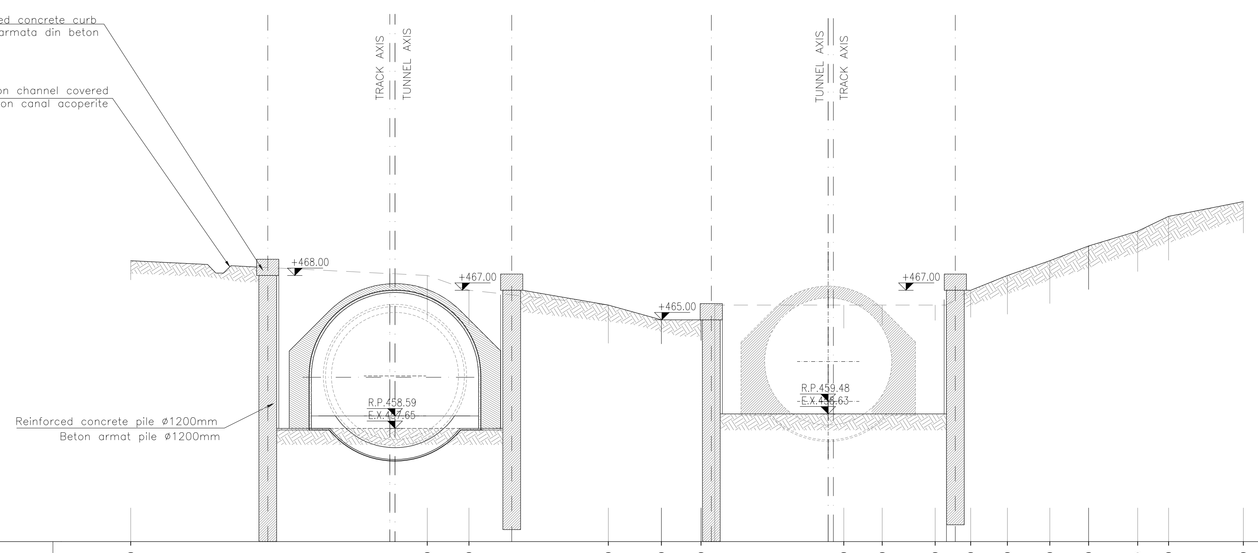

SECTION C–C
SECTIUNEA C–C
Scale/Scara 1:200

Ref. Level: 450.00

DESIGN LEVEL / NIVEL DE PROIECTARE	ALTITUDE / ALTITUDINE	469.00			468.00	467.00		466.00	465.00	465.00		466.00	466.00	466.00	467.00	468.00	469.00	470.00	471.00	472.00		473.00
	PARTIAL DISTANCES / DISTANTELE PARTIALA		20.06		2.82		9.43	3.59	2.68		9.65	2.61	3.58	2.40	2.48	2.87	2.62	3.32	2.09		5.06	
GROUND LEVEL / NIVELUL SOLULUI	ALTITUDE / ALTITUDINE	469.00			468.00	467.00		466.00	465.00			466.00			467.00	468.00	469.00	470.00	471.00	472.00		473.00
	PARTIAL DISTANCES / DISTANTELE PARTIALA		20.06		2.82		9.43	3.59		12.33			8.58		2.48	2.87	2.62	3.32		7.15		

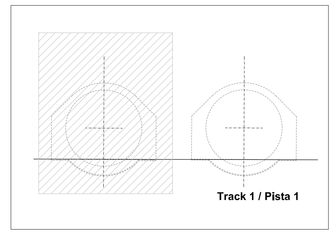

GENERAL PLAN / PLANUL GENERAL

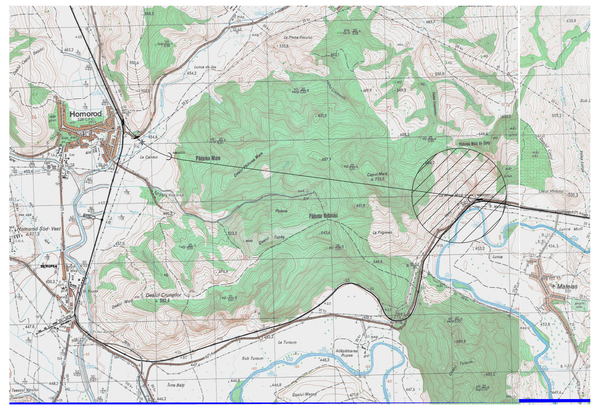

NOTE/NOTA
PILE WALL PROTECTED WITH SHOTCRETE Th=10cm REINFORCED WITH STEEL MESH ø6 15 X 15 cm
PROTEJATE CU PERETI DESPIRTITORI CU SHOTCRETE Th=20cm SI ARMATE CU RETEA ø6 15 X 15 cm

MATERIAL TABLE

SHOTCRETE:

- C 20/25
  fck >=20 MPa

REINFORCING STEEL FOR SHOTCRETE:

- B450C controled by establishment
- Weldable

LEGEND

RP = REFERENCE PLANE
EX = EXCAVATIONS PLANE
PC = CENTERS PLANE

Indice / Index	Data / Date	Modificare / Modification/Revision	Proiectant / Designer	Aprobat Consultant / Approved Consultant	Aprobat CFR / Approved CFR
D					
C					
B					
A					

GUVERNUL ROMANIEI
ROMANIAN GOVERNMENT

PROIECT FINANȚAT DE UNIUNEA EUROPEANĂ
EUROPEAN UNION FINANCED PROJECT

CLIENT / CLIENT

C.N.C.F. "C.F.R." - S.A.

ITALFERR GRUPPO FERROVIE DELLO STATO Joint Venture leader

Scott Wilson

OBERMEYER PLANEN + BERATEN GmbH

TECNIC Consulting Engineers

CONSULTANT / CONSULTANT

			Data / Date	Semnătură / Signature
Aprobat / Approved	Şef proiect / Project manager	R. Liuzza		
Aprobat / Approved	Coordonator Secţiune 1 / Section 1 Coordinator	C.Gambelli		
Verificat / Checked	Tunel Expert / Tunnel Expert	C. Gambelli		
Întocmit / Elaborated	Proiectant / Designer	C.Gambelli		

SUBCONSULTANT / SUBCONSULTANT

Aprobat / Approved	Responsabil Subconsultant / Subconsultant Responsible			
Întocmit / Elaborated	Proiectant / Designer			

Reabilitarea liniei de cale ferata Braşov - Simeria, parte componentă a coridorului IV Pan European, pentru circulaţia trenurilor cu viteza maximă de 160 km/h. Sectiune 1 Brasov - Sighisoara

Rehabilitation of the railway line Braşov - Simeria, component Part of the IV Pan-European Corridor, for the trains circulation with maximum speed of 160 km/h. Section 1 Brasov - Sighisoara

Proiect/Project 2004/RO/16/P/PA/003

Faza / Phase: P.Th. / T.D.

Denumire desen / Drawing Title : **HOMOROD TUNNEL**
ENTRANCE RACOS SIDE
Temporary stage: Cross section - track 1
Etapa temporara: Sectiuni transversala - pista 1

Codificare / Codification System	Scara / Scale	LOT	Nr. / No
E A 5 1 0 1 C 1 2 W 9 G A 0 3 0 1 0 0 1 0	variat / various		-