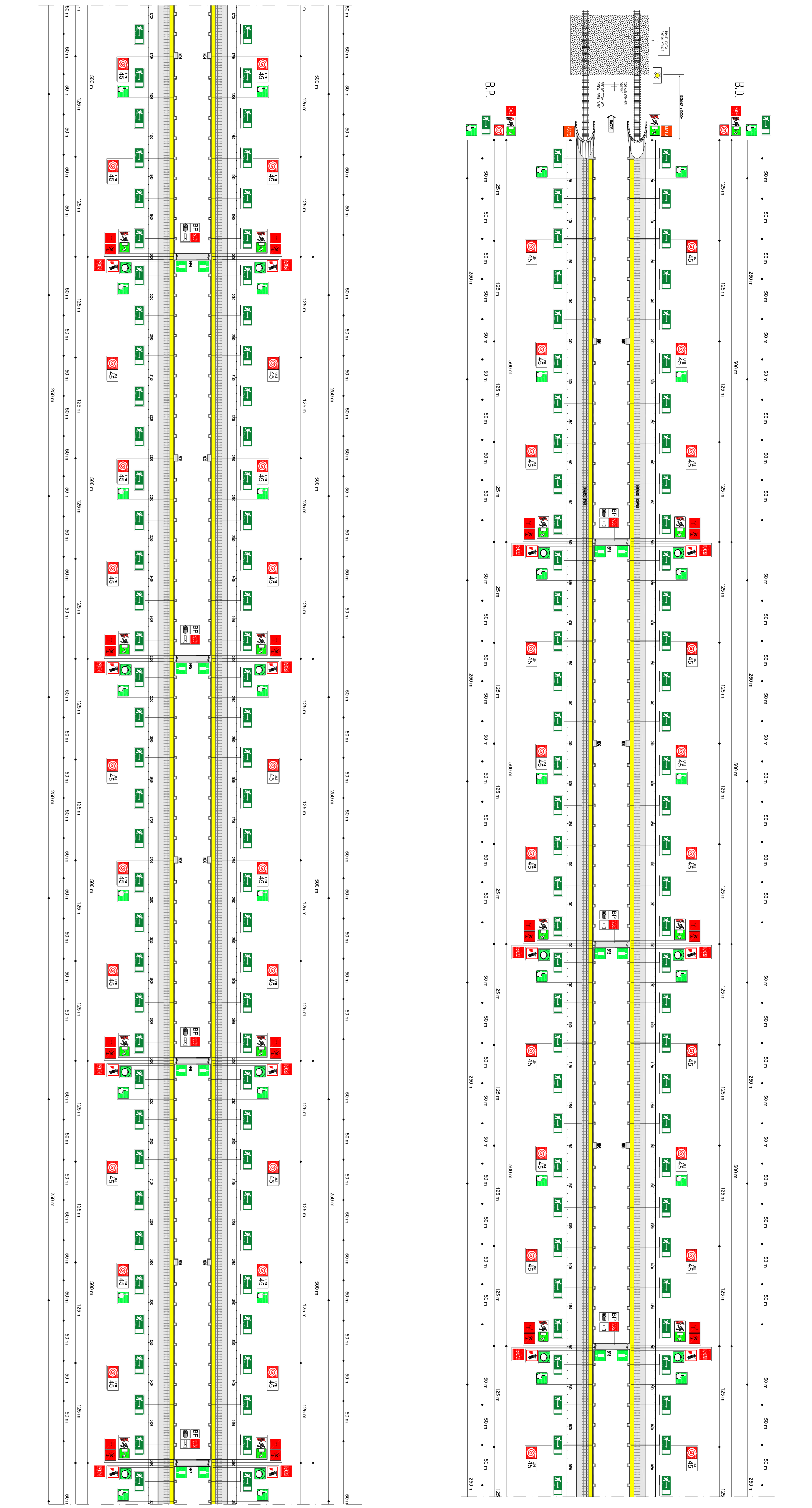


GENERAL NOTES



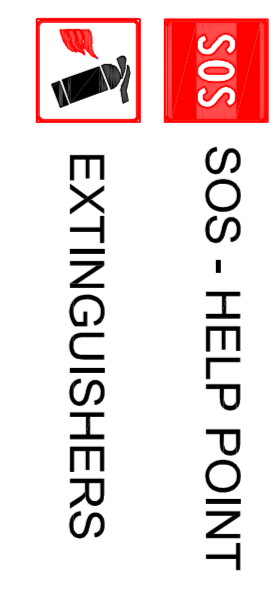
FIRE SYSTEM



VENTILATION AND SENSORS COMBINED

FANS

EMERGENCY STATION



SIGNAGE



EMERGENCY EXITS


FILTER MASKS

EMERGENCY EXIT

BUTTON EMERGENCY LIGHTS

DISTANCE OF THE NEAREST EXITS

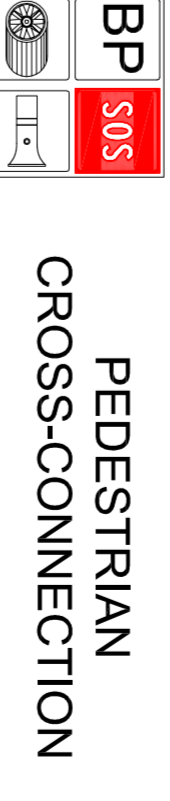
COMMUNICATION SYSTEM



HORN DISTRIBUTION

ANTENNAS GSM-LIMITS

CROSS - CONNECTIONS



PEDESTRIAN CROSS-CONNECTION

EMERGENCY EQUIPMENT

ECC POWER FOR FIRE BRIGADES

PROJECTOR WITH REEL

EARTHING GROUND LINE CONTACT

LIGHTING



EMERGENCY LIGHTING IN ESCAPE ROUTES-5-LUX AT INSIDE, 1 m HEIGHT FROM THE WALKWAY

CONTROL-COMMAND AND SIGNALLING

HOT AXLES DETECTION



HOT AXLES DETECTION

CONTROL-COMMAND AND SIGNALLING

D			
C			
B			
A	Indoor	Modification/Revision	Proposed
	Indoor	Approved/Revised	Approved/Revised

CLIENT / CLIENT

CLIENT / CLIENT

C.N.C.F. "C.F.R." - S.A.

CONSULTANT / CONSULTANT

CONSULTANT / CONSULTANT

TECNIC

SUBCONSULTANT / SUBCONSULTANT

SUBCONSULTANT / SUBCONSULTANT

Demnitate desen/ Drawing Title : SAFETY ANALISANALIZA DE SIGURANTA

Project/Project
Faza / Phase
P.T.N. / TD.

Confidence / Confidence System

E	A	S	I	0	1	C	1	2	T	S	G	N	0	2	0	0	0	0	8	0
---	---	---	---	---	---	---	---	---	---	---	---	---	---	---	---	---	---	---	---	---