INSTALAREA ILUMINATULUI DE URGENATA IN TUNEL

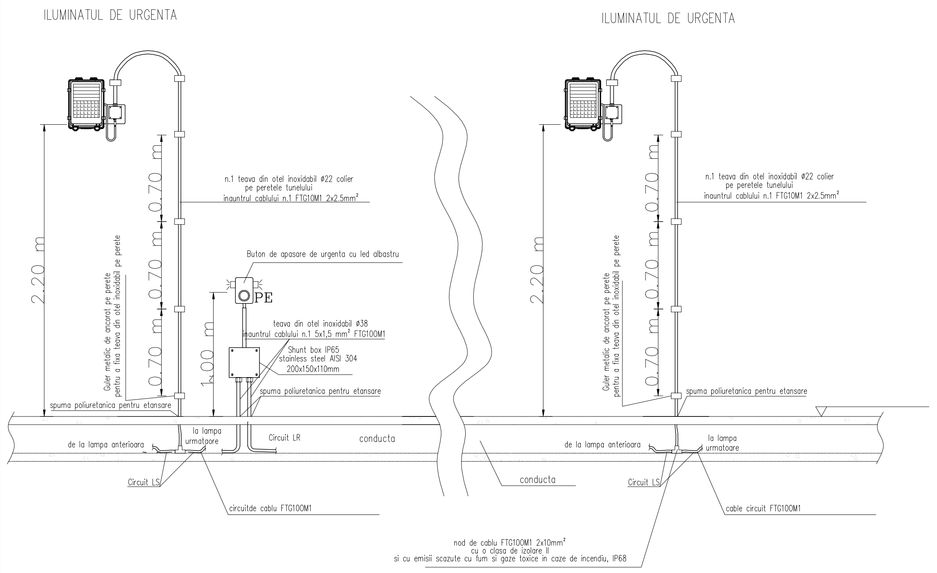

EMERGENCY LIGHTING INSTALLATION IN THE TUNNEL

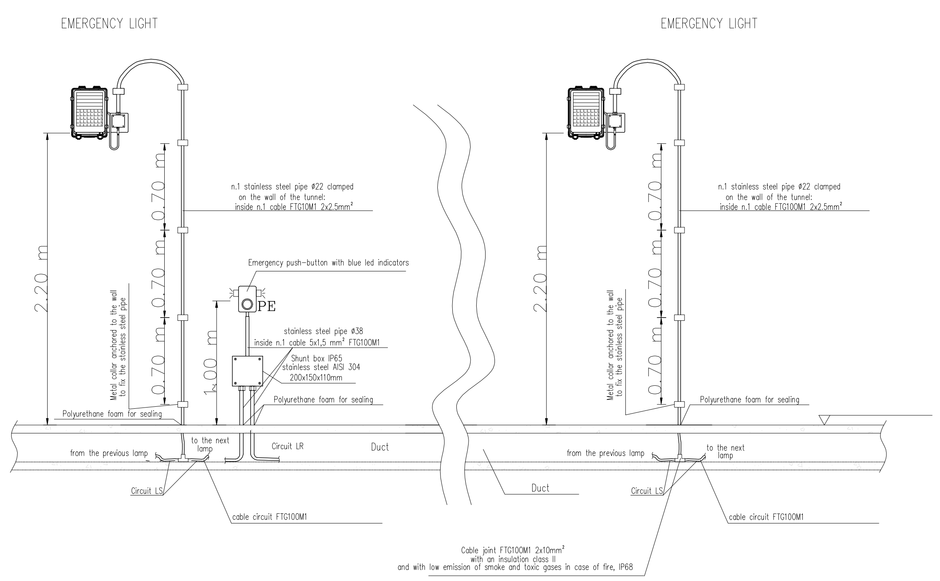

LUMINARE FOR EMERGENCY LIGHTING OF RAILWAY TUNNELS

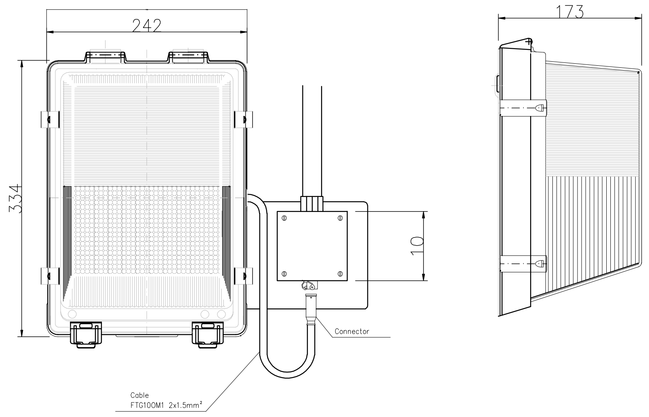

LUMINARE PENTRU ILUMINATUL DE URGENTA AL TUNELELOR DE CALE FERATA

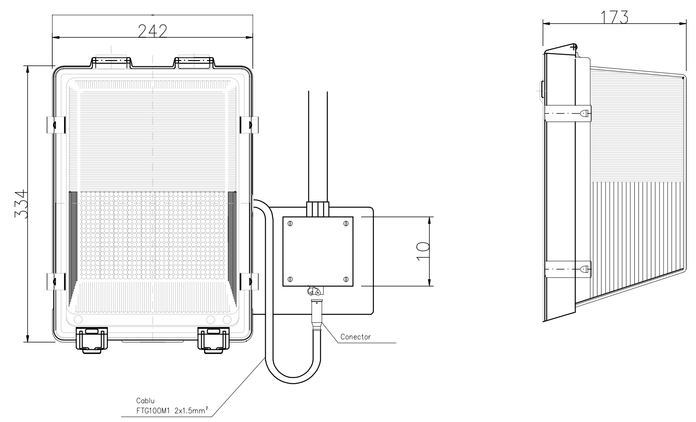

DENUMIRE	
SIMBOL	DESCRIERE
220V, 0.5 A, 50/60 Hz, 0.5 VAC	Cablu FTG100M1 0,6/1 kV 2x1.0mmq Alimentarea luminoblului de urgenta circuit 1
0V, 0V, 0V, 0V, 0V, 0V, 0V	Cablu FTG100M1 0,6/1 kV 2x1.0mmq Alimentarea luminoblului de urgenta circuit 2
220V / 24V / 24V / 220V	Cablu FTG10M1 10x2.5mmq Alimentarea punctelor de referinta de iluminat si butoanelor de urgenta
●	Sunt comun de la cablul principal FTG100M1 2x10mmq Cablu fara halogeni, cablu LSOH emisii scazute de fum opac si gaze toxice si fara gaze corosive in caz de incendiu
□	Cutie sunt IP65 otel inoxidabil AISI 304 (clasa II) montat pe peretele tunelului folosind bare din otel inoxidabil Cutie de jonctiune IP65 pentru alimentarea luminoblului de urgenta controlul lampilor Cu cutie (dimensiuni 200x150x110) fiecare lapta de referinta/buton de urgenta
PE	Butonul de urgenta cu dubla izolatie si indicator cu led albastru protectie IP68
LS	luminoblul de urgenta cu lapta fluorescenta compacta 18W, IP66, dubla izolatie, balast electronic, si conector de 10A (IP67)
LR	Punctul de iluminat de referinta cu lapta pluorescenta compacta 18W, IP66, dubla izolatie, balast electronic, si conector de 10A (IP67)
	SHELTER LUMINARE lampa fluorescenta 2x36W, IP 65, izolatie dubla (clasa II)
	Panoul de priza: n: 1 ~2P+T ~ standarde de interblocare 16A IEC 309 n: 1 ~3P+T ~ standarde de interblocare 16A I 309

LABEL	
SIMBOL	DESCRIPTION
220V, 0.5 A, 50/60 Hz, 0.5 VAC	Cable FTG100M1 0,6/1 kV 2x1.0mmq Power supply of EMERGENCY LIGHTS circuit 1
0V, 0V, 0V, 0V, 0V, 0V, 0V	Cable FTG100M1 0,6/1 kV 2x1.0mmq Power supply of EMERGENCY LIGHTS circuit 2
220V / 24V / 24V / 220V	Cable FTG10M1 10x2.5mmq Power supply of the REFERENCE POINT LIGHTS and of the EMERGENCY PUSH-BUTTONS
●	Shunt joint from main cable FTG100M1 2x10mmq Cable halogen free, cable LSOH low emission of opaque smoke and toxic gases and without corrosive gasses in case of fire
□	Shunt box IP65 stainless steel AISI 304 (class II) clompd on the tunnel wall using stainless steel bars Junction box IP65 for power supply of the lamps control (One box (size 200x150x110) every ramp of reference/emergency button)
PE	Emergency push-button with double isolation and blue led indicators IP68 protection
LS	EMERGENCY LIGHT with compact fluorescent lamp 18W, IP66, double insulation, electronic ballast, and connector 10A (IP67)
LR	REFERENCE POINT LIGHT with compact fluorescent lamp 18W, IP66, double insulation, electronic ballast, and connector 10A (IP67)
	SHELTER LUMINARE fluorescent lamp 2x36W, IP 65, double insulation(class II)
	Socket panel: n: 1 ~2P+T ~ interlocked 16A IEC 309 standards n: 1 ~3P+T ~ interlocked 16A IEC 309 standards

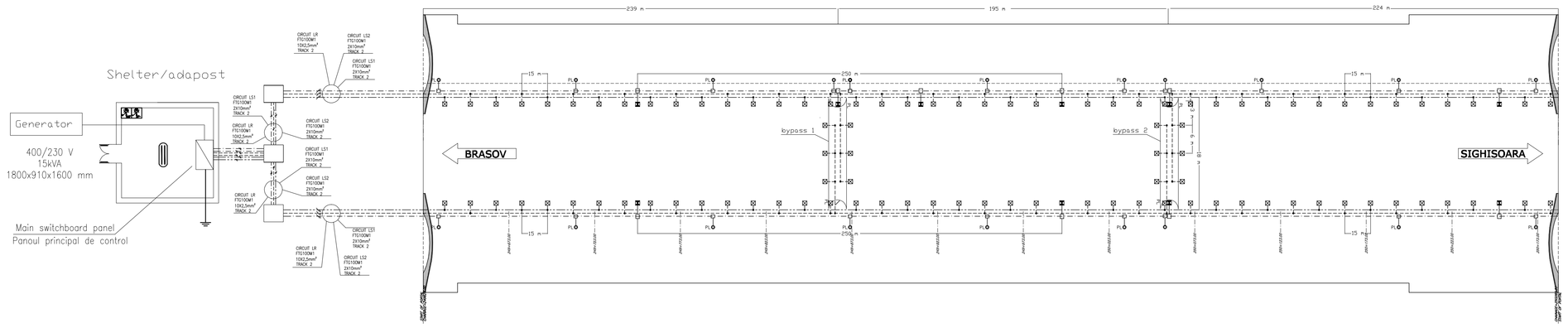

Indice Index	Data Date	Modificare Modification/Revision	Proiectant Designer	Aprobat Consultant Approved Consultant	Aprobat CFR Approved CFR
D					
C					
B					
A					

GUVERNUL ROMANIEI
ROMANIAN GOVERNMENT

PROIECT FINANŢAT DE UNIUNEA EUROPEANĂ
EUROPEAN UNION FINANCED PROJECT

C.N.C.F. "C.F.R." - S.A.

CLIENT / CLIENT

ITALFERR GRUPPO FERROVIE DELLO STATO
Joint Venture leader
Scott Wilson
OBERMEYER PLANEN + BERATEN GMbH
TECNIC Consulting Engineers

CONSULTANT / CONSULTANT

			Data Date	Semnătură Signature
Aprobat Approved	Şef proiect Project manager	R. Liuzza	19-12-2011	
Aprobat Approved	Coordonator Secţiune 1 Section 1 Coordinator	C. Gambelli	19-12-2011	
Verificat Checked	Expert Cheie Key Expert	G. Guidi Buffarini	15-12-2011	
Aprobat Approved	Coordonator cu alimentarea cu energie de joasă sau medie tensiune Low and Medium Voltage Power Supply Coordinator	M. Castellani	15-12-2011	
Întocmit Elaborated	Proiectant Designer	M.Schembari	15-12-2011	

Reabilitarea liniei de cale ferata Brasov - Simeria, parte componentă a coridorului IV Pan European, pentru circulaţia trenurilor cu viteza maximă de 160 km/h,
Tronsonul 1: Brasov-Sighisoara
Rehabilitation of the railway line Brasov - Simeria, component Part of the IV Pan-European Corridor, for the trains circulation with maximum speed of 160 km/h,
Section 1 : Brasov-Sighisoara

Proiect/Project
2004/RO/16/P/PA/003

Faza / Phase: P.Th. / T.D.

Denumire desen / Drawing Title :

Iluminatul de urgenta inTunelul Beia : planul general si detaliile de instalatii

Beia Tunnel Emergency Lighting: layout and installation details

Codificare / Codification System: E A 5 1 0 1 C 1 4 A X E G 0 0 1 6 0 0 1 0

Scara / Scale: -/-